

SANTA ROSA CITY SCHOOLS

COVID-19 SAFETY HANDBOOK

2023-2024

(updated 2-14-24)

(draft updates in red)



Anna Trunnell

Santa Rosa City Schools Superintendent
srcschools.org/school2021



Amie Carter, Ph.D.

Sonoma County Superintendent of Schools
scoe.org/covid

More resources can be found at:

[Sonoma County Emergency and Preparedness Information](#)
[SCOE: Coronavirus Information for Schools and Families](#)

For questions about COVID-19, please call the Sonoma County Health and Human Services phone call center at (707) 565-4400.

Table of Contents

Quick Reference	2
Quarantine Guidance *	2
Symptoms Decision Tree *	3
Isolation Decision Tree *	4
Close Contacts Decision Tree *	5
Overview	6
Masking	7
Isolation & Quarantine Guidance *	8
Students *	9
Staff *	11
Health & Hygiene	12
Arrival & Departure from School	13
Immunizations	13
Student & Staff Testing *	14
Best Practices	15
Activities/Events/Visitor/Field Trips	15
Overnight Considerations	16
Student Athletics	16
Transportation Recommendations	17
Musical & VAPA (Visual And Performing Arts)	17
Food and Food Service Guidelines	19
Definitions *	20
Scenario Guidance *	21
Communications Plans	24
Resources	25
Appendix	25

COVID-19 Student, Employee, and Volunteer Quick Reference Quarantine Guidance



STUDENTS & STAFF - sick or fever (or otherwise symptomatic)

DAY 0	DAY 1	DAY 2+
<p>Student feels sick or has fever.</p> <p>IMMEDIATELY ISOLATE. Send home or stay home. Student gets COVID-19 test* <i>(Please provide test results to school.)</i></p>	<p>If test is NEGATIVE, student can return to campus when:</p> <ul style="list-style-type: none"> Feeling better, with symptoms resolving AND Fever has been gone for at least 24 hours without fever reducing medication. 	<p>Continue to monitor for recurring or worsening symptoms. Consider re-testing if symptoms worsen or return.</p> <hr/> <p>* If sick student is not tested (or otherwise cannot provide test results) and there is not another diagnosis from a health care provider, student should stay home for at least 24 hours or until symptoms improve.</p>

STUDENTS - COVID Positive

DAY 0	DAY 1	DAY 2+
<p>Student is POSITIVE for COVID-19 <i>(Please provide test results to the school.)</i></p> <ul style="list-style-type: none"> If student feels sick at any time, Day 0 is first sick day. If never sick, Day 0 is the day student was swabbed. 	<p>Student stays home for at least 24 hours after positive test or symptom onset, whichever is earliest.</p>	<p>Student may return when:</p> <ul style="list-style-type: none"> Feeling better, with symptoms resolving AND Fever has been gone for at least 24 hours without fever-reducing medication, AND Student strongly recommended wear a mask through Day 10.

STAFF & VOLUNTEERS - COVID Positive

DAY 0	DAY 1	DAY 2+
<p>Employee is POSITIVE for COVID-19 <i>(Please provide test results to the school.)</i></p> <ul style="list-style-type: none"> If employee feels sick at any time, Day 0 is first sick day. If never sick, Day 0 is the day student was swabbed. 	<p>Employee stays home for at least 24 hours after positive test or symptom onset, whichever is earliest.</p>	<p>Employee may return when:</p> <ul style="list-style-type: none"> Feeling better, with symptoms resolving AND Fever has been gone for at least 24 hours without fever-reducing medication, AND Employee required wear a mask through Day 10.

Revised 1-9-2024 - CDPH - Cal/OSHA

I developed symptoms of COVID-19.

What do I do?



SYMPTOMS



- GO HOME RIGHT AWAY
- Get tested (Antigen preferred) and stay home until you get your test results. *(Please provide test results to the school or department.)*

Did you test positive?

Yes

No

Follow **ISOLATION**
Guidance

Are you fever-free and are your
symptoms improving?

Yes

No

¿Es usted contacto cercano o
potencialmente ha estado
expuesto a COVID-19?

Yes

No

Follow **CLOSE CONTACTS**
Guidance

Stay home at least until you
are fever-free and other
symptoms are improving.
Consider re-testing in 3-5
days.

You may return to K-12 setting (work or school) unless otherwise
directed as per alternate diagnosis.

** If sick student is not tested (or otherwise cannot provide test results) and there is not another diagnosis from a health care provider, student or employee should stay home for at least 24 hours or until symptoms improve.*



I tested positive for COVID-19. What do I do?



ISOLATION



- Please provide test results to school or department supervisor.
- Stay home for at least 24 hours.
- Wear a mask for 10 days.



Do you have symptoms after 24 hours?

Yes

No



Continue to stay home until symptoms improve or resolve, and you are fever-free for at least 24 hours without the use of fever-reducing medications.

- End Isolation after 24 hours.
- If employee or volunteer, required to wear a mask for 10 days.

** If sick student is not tested (or otherwise cannot provide test results) and there is not another diagnosis from a health care provider, student or employee should stay home for at least 24 hours or until symptoms improve.*



I was potentially exposed to, or am a confirmed close contact with someone with COVID-19.

What do I do?



CLOSE CONTACTS

Do you have symptoms?

Yes

Follow **SYMPTOMS** Guidance

No

- YOU DO NOT NEED TO QUARANTINE.
- Recommended to get tested (*Antigen preferred*)

Did you test positive?

Yes

Follow **ISOLATION** Guidance

No

- Continue normal activities.
- Recommended to wear a mask for 10 days.

* If sick student is not tested (or otherwise cannot provide test results) and there is not another diagnosis from a health care provider, student or employee should stay home for at least 24 hours or until symptoms improve.



Overview

The goal of Santa Rosa City Schools is to ensure a safer return to school for all students and staff. This handbook was developed in partnership with the Sonoma County Office of Education (SCOE) and reviewed by the Sonoma County Department of Health Services (SCDHS) to support a healthier school environment during the COVID-19 pandemic. We are implementing enhanced health and safety practices and protocols, which includes intensifying cleaning and disinfecting of common spaces, restrooms, and frequently touched surfaces throughout our schools, maintaining physical distancing and stable classroom cohorts, and increasing personal protective behaviors (e.g., handwashing and face covering) based on guidance from the Sonoma County Office of Education (SCOE), Sonoma County Department of Health Services (SCDHS), California Department of Education (CDE), the California Department of Public Health (CDPH), and the Centers for Disease Control (CDC).

Please follow these recommendations and guidelines to help us maintain a safe and healthy learning environment:

- Instruct your child / children in proper hand washing and mask wearing.
- Limit travel and social activity to reduce possible exposure to COVID-19.
- Limit participation in group activities and gatherings with mixed households.
- Maintain physical distance and wear face coverings.
 - Face coverings are strongly recommended for all students, staff, and the public while in Santa Rosa City Schools offices and school campuses.
 - Instruct your child in safely wearing and taking off masks. Encourage your child to arrive at school with a face-covering daily (pack a back-up face covering in their backpack).
- Check your household and child/children each morning for signs of illness.
 - Do daily health self checks to ensure no COVID-19 symptoms are present.
 - Do not pre-medicate your child with symptomatic relief medications (e.g., ibuprofen [Motrin], acetaminophen [Tylenol], pseudoephedrine / Sudafed, diphenhydramine [Benadryl]) *unless for known, chronic conditions; such as seasonal allergies, sinusitis.*
 - Do NOT send your child/children to school if they exhibit any symptoms of COVID-19. Per [CDC](#), people with COVID-19 have had a wide range of symptoms reported – ranging from mild symptoms to severe illness. Symptoms may appear 2-14 days after exposure to the virus.
- Notify the school** immediately:
 - If your child has symptoms of COVID-19.
 - If your child tests positive for COVID-19.

Promoting Behaviors to Reduce the Spread of COVID-19 at School

These are our expectations for overall safety for students, staff, parents, and the community. Together, we can lower the risk of the spread of COVID-19 and promote a positive and nurturing learning environment for our students.

Masking



Effective March 28, 2022 masks are “strongly recommended” in all indoor SRCS settings.

Masking either indoors or outdoors is not currently required but it is “strongly recommended”. However, as part of a tiered safety strategy, in the instance of higher level of community transmission, it may become a requirement, as noted in Appendix A.



Under recent guideline updates, the minimally acceptable type of mask that is recommended is a surgical or fabric mask with three or more layers. See chart below. These masks are made available and provided at each school location for students, staff, and visitors.

Types of Face Coverings

Face coverings are **strongly recommended** to be worn by everyone on campus unless exempt for medical reasons. If a student does not have a face covering or has lost theirs, one will be provided upon request. See the [CDPH Guidance for the Use of Face Coverings](#) for more information.

Face coverings should not be placed on:

- Children younger than 2 years old
- Anyone who has trouble breathing or is unconscious
- Anyone who is incapacitated or otherwise unable to remove the face-covering without assistance

A face covering should:

- be well-fitting (covers only the nose and mouth and surrounding areas of the lower face)
- have no valves
- if cloth, have at least two layers of fabric
- be appropriate and meet district dress code requirements (e.g. no inappropriate fabric patterns, no Halloween masks, no hate symbols, etc.)

When putting on or removing your mask, make sure your hands are clean and try not to touch the mask itself, but rather the earloops. For a demonstration, watch [CDC How to Safely Wear and Take Off a Cloth Face Covering \(English\)](#) ([Spanish](#)).

COVID-19 Community Level County Check

Find community levels and prevention steps by county

The California Department of Public Health and Sonoma County Department of Health Services align with the CDC COVID-19 Community Level data for regional masking guidance. To stay up-to-date on local masking recommendations based on “Low, Medium, High” COVID-19 Community Level go online to: <https://www.cdc.gov/coronavirus/2019-ncov/your-health/covid-by-county.html>

Choosing your Mask

Cloth Masks

Cloth masks can only work well if they are tight fitting and made of materials that filter out small particles. Good cloth masks have:

- Two layers of **tightly woven** cotton with a third layer of non-woven fabric. The third layer could be a mask filter insert, or a synthetic fabric such as polypropylene.
- Nose wires to reduce gaps from the nose.
- Adjustable ear loops or straps that go around the head to reduce gaps from the face.

Face coverings without these properties should not be used in higher risk situations if other options are available. Examples of less effective face coverings are two-layer cotton masks, bandanas, and gaiters.



The CDC provides a list of commercially available face coverings that meet minimum filtration and breathability requirements (ASTM F3502-21). If purchasing a mask that conforms with American Society for Testing and Materials standards, choose a mask rated as "Level 2" which will provide better filtration than a Level 1 mask. A Level 1 mask has a filtration efficiency of at least 20% while a Level 2 mask has a filtration efficiency of at least 50%. The optional leakage ratio test provides additional information on the likelihood the mask will fit to provide an adequate seal to the wearer's face. Higher leakage ratios indicate a better fit.

Medical Masks (also called Surgical Masks or Disposable Face Masks)

Medical masks include various types of loose-fitting disposable masks. The fit of a medical mask can be improved with a simple [modification](#) or by using a [mask brace](#) (fitted). Look for the following when buying medical masks:

- Masks with three layers of non-woven material.
- An adjustable nose bridge.
- Surgical masks with ties may provide a closer fit than ear loops.


Passed ASTM F2100; ASTM F2100 level 2 for higher filtration efficiency (American Society for Testing and Materials).

Isolation and Quarantine Guidance

When to Stay Home from School

1. **If your child has a fever of 100.4°F or higher or any symptoms of illness.** Parents/guardians should check their child/children for symptoms of illness **every morning** before bringing them to school. If your child has any of the following symptoms of COVID-19, they must NOT come to school and you should consult your healthcare provider about testing.

- Fever (100.4 or greater)
- Dry cough
- Sore throat
- Shortness of breath
- Possible loss of taste or smell
- Headache
- Nausea, vomiting or diarrhea
- New onset of runny nose
- Muscle or body aches
- Fatigue or lethargy



As of ~~March 13, 2023~~ **February 14, 2024**, there are changes for the K-12 guidance for Isolation and Quarantine. Below are the active recommendations:

For Students: (as of ~~March 13, 2023~~ **February 14, 2024)**

Isolation: When someone needs to separate for others because they have been tested confirmed “positive” for COVID-19

Students Who Test Positive for COVID-19 (Positive Cases) and are symptomatic	Recommended Action
<p>Students who test positive for COVID regardless of vaccination status, or previous infection, and who have symptoms of COVID-19 as described on page 8</p>	<ul style="list-style-type: none"> ● Stay home for at least 5 days a minimum of 24 hours from the day of symptom onset. ● Isolation can end after day 5 24 hours if symptoms are not present or are resolving and individual is fever-free for at least 24 hours without the use of fever-reducing medication. ● If fever is present, isolation should be continued until the fever is resolved for at least 24 hours without the help of a fever-reducing medication. ● Per CDPH masking guidance, it is strongly recommended persons who tested positive wear a well-fitting mask around others for a total of 10 days, especially in indoor settings. (see Section below on masking for additional information) ● Avoid contact with people at higher-risk for severe COVID-19 for 10 days*. Higher-risk individuals include the elderly, those who live in congregate care facilities, those who have immunocompromising conditions, and that put them at higher risk for serious illness.
Students Who Test Positive for COVID-19 (Positive Cases) and are asymptomatic (No symptoms)	Recommended Action
<p>Students who test positive for COVID regardless of vaccination status, or previous infection, but do NOT have symptoms.</p>	<ul style="list-style-type: none"> ● Monitor for symptoms. If symptoms are not present, isolation and quarantine are not required. ● Per CDPH masking guidance, it is strongly recommended that persons who tested positive, or who have been in contact with others who have tested positive or show symptoms wear a well-fitting mask around others for a total of 10 days, especially in indoor settings. (see Section below on masking for additional information) ● Avoid contact with people at higher-risk for severe COVID-19 for 10 days*. Higher-risk individuals include the elderly, those who live in congregate care facilities, those who have immunocompromising conditions, and that put them at higher risk for serious illness.

Isolation Area

If a child develops symptoms at school, parents/guardians will be contacted to pick up their child within 30 minutes. If the school is unable to reach the child's parents within 5 minutes, the emergency contact will be called to pick up the child. **The student cannot wait in an isolation area for the rest of the school day.**



If a student becomes ill or develops symptoms of COVID-19 while on campus, they will be required to wait in an isolation area until they can be transported home or to a healthcare facility, depending on the severity of symptoms.

The isolation area is separate from the regular health office on campus. Students with non COVID-19 health needs may continue to use the health office when necessary.

Isolation Protocol: If a Student Develops Symptoms at School

If a student develops a fever of 100.4°F or higher and/or symptoms consistent with COVID-19, the student will be placed in an isolation area and observed until they are picked up. **Students must be picked up within 30 minutes by a parent/guardian or an emergency contact.**

- Parents/guardians must always have a plan for picking up their children. **IMPORTANT: Siblings and/or other household members attending school may continue to attend school and participate in classroom activities unless they also become symptomatic and/or test positive for COVID-19.**
- Please contact your child's healthcare provider to schedule an appointment and/or schedule COVID-19 testing. Additionally, SRCS provides free COVID testing to staff, students and families. **See page -- for information.**
- **A student who has tested positive for COVID will not be allowed to return to school until the symptomatic student:**
 - has symptoms resolved or are improving* *and* they are fever-free for 24 hours without the use of fever-reducing medications.
 - has received an alternate diagnosis (migraine, strep throat, etc.) from a healthcare provider *and* their symptoms are improving* *and* they are fever-free for 24 hours without the use of fever-reducing medications.
 - has tested positive for COVID-19 and has completed the **5-day minimum 24-hour** isolation period *and* their symptoms are improving* *and* they are fever-free for 24 hours without the use of fever-reducing medications.
- Per Public Health guidance, symptomatic students who decline testing must complete a **minimum 24-hour-5 day** quarantine period, ~~with day 1 starting the day after the symptoms first started,~~ *and* be fever-free for 24 hours without the use of fever-reducing medications before returning to school.
- Please call your school as soon as possible if your child is diagnosed with COVID-19.

**Loss of taste and smell may persist for weeks or months after recovery and need not delay the end of isolation*

IMPORTANT: Children who are isolated or quarantined at home cannot participate either in in-person instruction or in any extra-curricular activities (including child care, athletics, clubs, etc.).

Parents/guardians must notify the school immediately if their child tests positive for COVID-19.

To report an illness or absence, please contact your school office

- Parents/guardians should keep their child home and inform the school immediately if their child
 - is being evaluated for COVID-19; or,
 - has tested positive for COVID-19;



- This information will be kept confidential.
- Student absences related to illness or quarantine are considered excused absences (Ed Code 48205).
- School phone numbers are available at srcschools.org/ourschools.

Student Quarantine Guidance

K-12 Students Who are Exposed to COVID-19 in any setting	Recommended Action:
https://www.cdph.ca.gov/Programs/CID/DCDC/Pages/COVID-19/K-12-Guidance-2022-23-School-Year.aspx	
<p>Any K-12 student (regardless of vaccination status, masking, prior infection, etc.) who</p> <ul style="list-style-type: none"> • Shared indoor air space for at least 15 minutes (within 24hrs) with a positive COVID-19 Case. 	<ul style="list-style-type: none"> • Stay in school for in-person instruction. • May continue with extracurricular activities and don't need to quarantine outside of school. • Should get tested for COVID-19 with at least one diagnostic test (<i>Antigen preferred</i>) obtained within 3-5 days after last exposure (even if the student tested positive for COVID-19 within the last 90 days). • Strongly recommended to wear a well-fitting face covering when around others. • If symptoms develop, stay home and test as soon as possible. (<i>Antigen preferred</i>) • Strongly encouraged to get vaccinated (and booster if eligible). • In the event of wide-scale and/or repeated exposures, broader (e.g., grade-wide or campus-wide) once weekly testing for COVID-19 or a return to mandated masking may be considered until such time that exposure events become less frequent.

FOR STAFF ONLY

BELOW ARE THE MOST RECENT GUIDELINES FROM THE CALIFORNIA DEPARTMENT OF PUBLIC HEALTH AND CONFIRMED BY SONOMA COUNTY DEPARTMENT OF HEALTH SERVICES (~~March 13, 2023~~ [January 9, 2024](#))

CDPH Isolation and Quarantine Updates. ~~Effective 3-13-23~~ [2/14/24](#)

Isolation recommendations for the SRCS Staff (COVID positive)

Employees and Volunteers who Test Positive for COVID-19 (Isolation) and are symptomatic	Recommended Action

<ul style="list-style-type: none"> Employees and Volunteers who test positive for COVID, regardless of vaccination status, previous infection or lack of symptoms and are symptomatic 	<ul style="list-style-type: none"> Stay home for at least 5 days a minimum of 24 hours from the day of symptom onset. Isolation can end after day 5 24 hours if symptoms are not present or are resolving and individual is fever-free for at least 24 hours without the use of fever-reducing medication. If fever is present, isolation should be continued until fever is resolved for at least 24 hours without the help of a fever-reducing medication. Per Cal/OSHA ETS, employees returning early from quarantine (after the required minimum 24-hours day 5 but before day 10) are required to wear a well-fitting face covering when onsite Day 10, especially in indoor settings. This mandate is currently in place through February 3, 2025. (see page 7 for additional masking information). Avoid contact with people at higher-risk for severe COVID-19 for 10 days*. Higher-risk individuals include the elderly, those who live in congregate care facilities, those who have immunocompromising conditions, and that put them at higher risk for serious illness.
Employees and Volunteers who Test Positive for COVID-19 (Isolation) but are asymptomatic (No symptoms)	Recommended Action
<ul style="list-style-type: none"> Employees and Volunteers who test positive for COVID, regardless of vaccination status, previous infection; but do NOT have symptoms. 	<ul style="list-style-type: none"> Monitor for symptoms. If symptoms are not present, isolation and quarantine are not required. Per Cal/OSHA ETS masking guidance, it is required that employees and volunteers who tested positive wear a well-fitting mask when onsite for a total of 10 days, especially in indoor settings. This mandate is currently in place through February 3, 2025. (see page 7 for additional masking information).) Avoid contact with people at higher-risk for severe COVID-19 for 10 days*. Higher-risk individuals include the elderly, those who live in congregate care facilities, those who have immunocompromising conditions, and that put them at higher risk for serious illness.

Recommendations for the SRCS Staff Exposed to COVID-19

Asymptomatic Staff Who are Exposed to Someone with COVID-19 (No Quarantine)	Recommended Action
<ul style="list-style-type: none"> Everyone, regardless of vaccination status or history of prior COVID infection. 	<ul style="list-style-type: none"> Recommended to test for potential infection between days 3-5 post-exposure to mitigate potential spread. (<i>Antigen preferred</i>) Strongly recommended to wear a well-fitting face covering when around others for 10 days, especially in indoor settings (see Section below on masking for additional information) If testing positive, follow isolation recommendations above. If symptoms develop, test and stay home.

[Booster Eligibility Table Link](#)

Health and Hygiene Practices

Everyone at school will be expected to follow good health and hygiene practices so that we can keep our campus safe. In addition to daily health screening, we can also promote safe and healthy schools by wearing a mask, keeping physical distance, practicing excellent hand hygiene and participating in asymptomatic testing.

Hand Hygiene

Frequent hand hygiene is one of the most important preventative practices to help slow the spread of COVID-19 and will be encouraged at school. Hand hygiene stations will be accessible on campus.

Students and staff will be required to wash or sanitize their hands upon arrival to school each day before entering the classroom. Time for hand hygiene will be scheduled throughout the day including before eating and before returning to the classroom after recess.



Five steps to proper handwashing

1. Wet your hands with clean, running water (warm-cold), turn off the tap, and apply soap.
2. Lather your hands by rubbing them together with the soap. Lather the backs of your hands, between your fingers, and under your nails.
3. Scrub your hands for at least 20 seconds. Need a timer? Hum the “Happy Birthday” song from beginning to end twice.
4. Rinse your hands well under clean, running water.
5. Dry your hands using a clean towel or air dry them.

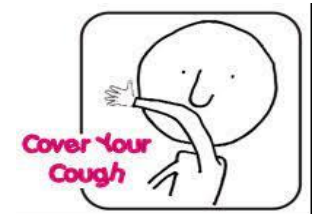
How to use hand sanitizer

1. Apply the hand sanitizer to the palm of one hand (read the label to learn the correct amount).
2. Rub the sanitizer over all the surfaces of your hands and fingers until your hands are dry. This should take around 20 seconds.

Cough Etiquette and Other Important Health and Hygiene Practices

Please help us teach your child these important preventative measures to reduce the spread of COVID-19 and other illnesses.

- Even while wearing a mask, cough and sneeze away from other people.
- Wash or sanitize your hands frequently.
- Avoid touching the eyes, nose, and mouth with unwashed hands.
- Avoid close contact with anyone who is sick.
- Maintain as much physical distance from others outside your home.
- Avoid touching drinking fountains with your lips or mouth
- Please discuss the importance of physical distancing measures while not at school, including discouraging students from gathering elsewhere.



Encourage your child to ask questions and express their feelings with you and their teachers. Remember that your child may have different reactions to stress; be patient and understanding.

Arrival at School and Departure from School

Distance Limiting to whatever practical extent possible remains a recommendation of our Guidelines. However, At the time of this Handbook update Santa Rosa City Schools is not restricting Parent (Visitor) presence on campus **for student drop-off and pickup**. (Parent (Visitor) presence onsite beyond drop-off and pickup should be considered Volunteers or "Workers" and be processed via Human Resources through our District's volunteer compliance verification program.)

When on campus for school business, all **parents** and **guardians** are asked to:

- Mask (strongly recommended)
- Remain as distanced as practically possible from others
- Check into the office if onsite for longer than student drop-off or pickup

Immunizations

Immunization requirements for admission to school remain unchanged for the 2023-2024 school year. According to the California Department of Public Health's Shots for School website: <https://www.shotsforschool.org>.

COVID-19 Vaccinations

Vaccinations can prevent or lessen the severity of illness by working with the body's natural defenses to help safely develop immunity to disease. Not only do vaccinations provide individual-level protection, but high vaccination coverage reduces the burden of disease in schools and communities and may help protect individuals who are not vaccinated or those who may not develop a strong immune response from vaccination.

COVID-19 Vaccinations - Student

As of this guidance, COVID-19 vaccinations are NOT a requirement of enrollment. That may change in the future. Students are strongly encouraged to be vaccinated as they become eligible. There is no requirement for vaccinations for students as a condition for in-person learning. Students that are vaccinated, if exposed, generally have far less severe symptoms. Full vaccinations and now a "Booster" are considered the highest level of care. When available, Boosters are a recommended step for full student and staff safety from COVID-19. See [Booster Eligibility](#)



COVID-19 Vaccinations - Staff

All eligible staff are strongly recommended to be fully vaccinated and recommended to receive a booster, if eligible.

- All volunteers including classroom volunteers, chaperones, snack bar workers, etc. shall follow the current vaccination guidelines for staff.
- All vendors respective and prospective must follow the same vaccination guidelines for staff.

Student and Staff COVID-19 Testing

~~Symptomatic and Asymptomatic Testing (no symptoms)~~

[Note on changes to testing recommendations](#)

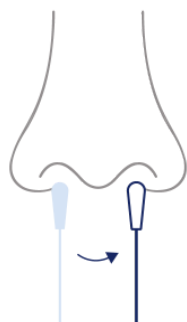
CDPH no longer recommends testing for all close contacts and instead recommends testing only for:

- All people with new COVID-19 symptoms.

- Close contacts who are at higher risk of severe disease or who have contact with people who are at higher risk of severe disease.

Free COVID-19 Rapid Antigen Tests available to all SRCS Students and Staff

Santa Rosa City Schools provides free Antigen Rapid Testing to **students and staff** of SRCS. (Note: Voluntary weekly Asymptomatic (no symptoms) testing is an additional safety measure to prevent the possible spread of COVID-19. Without symptoms, many people with COVID-19 infections may be unaware they are carriers of the virus and may not be taking precautions to isolate themselves and protect others.)



- No out of pocket cost for anyone taking the test
- Pre-Registration is required (see details linked below)
- Self-administered shallow nasal swab
- Results within minutes



To stay up to date on SRCS COVID-19 testing locations and schedule visit the SRCS website at: <https://www.srcschools.org/Page/4485>

To Pre-Register for testing, use the link below:

<https://my.primary.health//srccityschools>

For **other testing COVID testing options** sites operated through the Sonoma County Public Health Services, please visit - [Sonoma County Testing Locations](#)

Best Practices

Activities, Special Events, Visitors, and Field Trips

Particularly during surges of COVID-19, school dances, large assemblies, and other school-based crowded events, especially those held indoors, all have the potential to cause substantial spread of COVID-19 within and beyond the school community. Prior to hosting large events, schools are encouraged to review the [Safe and SMART Events Playbook \(PDF\)](#) for mitigation strategies that should be considered.

Parent volunteers are allowed on campus to supervise indoor and outdoor activities and are subject to the same safety guidelines (vaccine, masking, etc) as staff. Parents that are coming for a “single” conference such as an SST, or an IEP may come on campus and follow all masking and sanitization protocols. However “volunteers and other parents that “work” (even without compensation) are required to follow the guidelines outlined by the Board, and they are:



- They have been Fingerprint Cleared
- They have provided their TB clearance
- They are recommended to be fully vaccinated as of April 1, 2022
- They maintain all other requirements of the SRCS COVID Safety Plan

Student activities such as dances and school events will be allowed under these guidelines:

- There is a fixed, reduced capacity (Effective April 1, 2022, under 1000 attendees indoors, under 10,000 attendees outdoors, per CDPH). As an example priority will be given to Seniors in order to promote their “senior experience” when possible.
- Events will be held outdoors when possible.
- All participants are strongly encouraged to wear masks at all times, even outdoors.
- Food, if provided, is to be served outdoors if possible, and in a manner that safely maintains social distancing.
- All events must have the pre-approval of Education Services.

Field Trips will be allowed if all components of the CSP can be followed.

- For any Field Trip, masking at ALL times will be strongly recommended.
- Transportation for any event must ensure social distance at the maximum extent possible.
- Windows are to be open when possible.

Students participating in an overnight school field trip are recommended to be fully vaccinated and boosted if eligible. If not, then it is recommended that students submit a negative antigen COVID test taken within 24 hours prior to the trip.

Staff that are chaperones are recommended to be fully vaccinated and boosted if eligible.

Volunteers are recommended to be fully vaccinated and boosted if eligible.

Additional guidelines and best practices for field trips, overnight trips, activities, and social events will be reviewed on a case-by-case basis by District administration. Under higher levels of community transmission such activities and events may be canceled as noted in Appendix A.

Overnight Considerations

The following Best Practices were released by Sonoma County Department of Health Services :

Registration:

- Strongly encourage up-to-date vaccination for all attendees
- Verify vaccination status for all students, staff, volunteers, and chaperones attending the trip
- If not fully-vaccinated, recommend negative diagnostic COVID-19 test (PCR collected within 3 days or antigen collected within 24 hours of trip)
- Preassign groups, roommates, and carpooling cohorts

Pre-screening:

- Assess students visually symptom check at time of arrival and departure for all students, staff, and volunteers
- Maintain a log of all attendees

Masking:

- All attendees should follow current local and state guidelines for masking

- Masks are Strongly Recommended

Environment:

- Consider holding activities outside; if indoors, open doors and windows to increase ventilation and distance at least feet apart
- Increase airflow from central HVAC
- Have hand sanitizer readily available after activities and as needed

Miscellaneous:

- Consider shortening the length of the planned event (to limit the length of potential exposure)
- The school should be prepared to implement strategies for when someone gets sick, including an area to isolate symptomatic attendees and a plan to transport symptomatic individuals home
- Masks should be made available upon request

Student Athletics

Certain activities that involve increased and forceful exhalation can pose increased risk for getting and spreading COVID-19, particularly if conducted indoors, in poorly ventilated settings, and/or without the use of masks. Accordingly, SRCS may consider implementing additional measures to mitigate transmission in these settings, including screening testing and vaccination, particularly during COVID-19 outbreaks or surges. *-per CDPH K-12 Guidance 2022-2023*

Indoor Sports

- Masks are strongly recommended for **all participants, coaches, personnel**, and **spectators** pursuant to existing state and local health orders.
- There is a fixed, reduced capacity (Effective April 1, 2022, under 1000 attendees indoors, per CDPH

Outdoor Sports

- Strongly recommend that masks be worn outdoors by spectators while at a large event. Encourage social distancing of spectators as much as possible.
- There is a fixed, reduced capacity (Effective April 1, 2022,) under 10,000 attendees outdoors, per CDPH

Locker Room

- Players should arrive dressed to play as much as possible.
- When practical, it is recommended to avoid having different teams use a locker room at the same time.
- Strongly recommend mask use in locker rooms.
- Consider closing showers

Transportation Recommendations

Team Buses and Vans

- It is strongly recommended that all occupants keep masks on while traveling on school- events.
- Keep windows open. Turn the fan on high and set it to outdoor air.
- If more than one vehicle is used, have the same people ride together to and from the activity.

Carpooling

- Encourage participants and staff who carpool to ride with the same people each time travel occurs
- Everyone in the vehicle is Strongly encouraged to wear a face mask.

- Keep windows open. Turn the fan on high and set it to outdoor air.

Music and VAPA (Visual And Performing Arts)

The following are safety measures for all of our Santa Rosa City Schools music classrooms and VAPA settings, inclusive of current CDPH guidelines:

- Students adhere to all masking requirements unless wearing a mask during play has been determined to pose a choking hazard by a well-recognized health authority, such as the American Academy of Pediatrics.
- For (1) the playing of musical instruments that cannot be done with a face covering (e.g., wind instruments); or (2) when wearing a mask during play poses a choking hazard, at least one of the following options is required:
 - Conduct these activities outdoors;
 - Use modified face coverings and bell coverings when playing wind and brass instruments, and maintain 3 feet of physical distancing;
 - Recommended to perform at least weekly screening testing with either PCR testing (1:1 or pooled PCR) or antigen testing of all individuals, including those who are fully vaccinated.
- Students wash/sanitize hands when entering and exiting the music classroom, and more frequently as needed
- Students **may not** share instrument mouthpieces under any circumstances
- Instruments will be returned and sanitized before distribution to another student
- Unless a specified distance is otherwise identified, students spread out in music classrooms as much as possible, which may require students who are able to be standing for longer periods of time than they are used to
- Games and movement activities be modified to reduce hand holding, physical contact, loud voices, and vigorous movement around music classrooms.

For Choral (Chanting and Singing):

- Students are recommended to remain masked while speaking, chanting, and/or singing. In cases for which the majority of the music activity will be continuous group singing, double masking or use of choral masks is strongly recommended
- It is recommended that students sing at least 3 feet apart when indoors, and 6 feet is strongly recommended
- It is recommended that students who are able to stand while singing do so to allow greater physical distancing
- Take breaks between singing to limit continuous periods of singing
- Consider singing outdoors

For Wind Instruments:

- It is recommended that students who are able stand while playing do so to allow greater physical distancing
- Every student will be issued their own instrument for use
- Students will be provided with instrument specific PPE, such as bell covers to be placed on the end of their instruments
- Whenever possible, students playing woodwinds will remove their “instrument bag” PPE and disassemble their instruments outside
- Students will be provided with “Instrument Masks” when playing their instrument
- When not playing, students will cover their “instrument masks” with a 2nd mask to further reduce aerosol transmission
- Students play at least 3 ft apart indoors using instrument masks and bell covers
- Playing wind instruments outside is strongly recommended

For Recorders:

- It is recommended that students who are able stand while playing do so to allow greater physical distancing
- In schools that are using recorders, each student will be issued their own soprano recorder to use for the school year
- Recorder playing should happen through a provided mask adapted to allow the recorder mouthpiece to fit

through it

- Recorders be outfitted with gauze/covers to be placed at the top and on the end of their instrument
- Students play at least 3 ft apart indoors using modified masks and PPE
- Playing outside is strongly recommended
- Students play instruments in small groups whenever possible

For String Instruments:

- It is recommended that students who are able stand while playing do so to allow greater physical distancing
- In music classes comprised entirely of string instruments, students are expected to follow guidelines provided for their other, non music classes

For Performances:

- Performances must meet the district and CDPH guidelines for large events
- All performances should be approved through the site administration prior to confirming

Other Music Classrooms:

- Adhere to other masking requirements or recommendations.
- Wash/sanitize hands
- Spread out as much as possible

Shared Objects

The following guidelines are recommended regarding shared objects:

- Discourage students from sharing items that are difficult to clean, sanitize and disinfect.
- Keep each child's belongings separated from others' and in individually labeled containers, cubbies or other areas (when practical).
- Limit sharing of supplies between students and disinfect (when practical) between uses if sharing is unavoidable.
- Ensure adequate supplies to minimize sharing of high-touch materials to the extent possible (e.g., assigning each student their own art supplies, equipment) or limit the use of supplies and equipment by one group of children at a time and clean and disinfect (when practical) between uses.



Food Guidelines and Food Services

Santa Rosa City Schools plans to adhere to the following guidelines:



- There is no need to limit food service approaches to single use items and packaged meals.
- Students may bring snacks, but should be discouraged from sharing open consumable contents with one another.
- Students will be required to wash hands or use hand sanitizer before and after eating.
- Maximize physical distance as much as possible while eating (especially indoors). Using additional spaces outside of the cafeteria for mealtime seating such as classrooms or the gymnasium can help facilitate distancing. Arrange for eating outdoors as much as feasible.
- Students are encouraged to wear a mask while eating in a congregate setting, pull the mask down while taking a bite, and replace the mask after the bite.
- Per routine practice, surfaces that come in contact with food should be washed, rinsed, and sanitized before and after meals

Water Access

- Drinking fountains may be open and used by students and staff. Routine cleaning is recommended.
- When possible, students should bring **a personal labeled water bottle of their own from home that they do not share**. Refilling stations will be available. There will be bottled water for students who do not have a bottle.

Passing Periods

Follow the directions for passing period safety that has been established at your school. Some schools might dismiss classrooms in a staggered manner to minimize contact. Hallways indoors might be one-way and students will always stay to the right side of outdoor breezeways and walking areas throughout school campuses. Maintain physical distance from others as you travel between classrooms.

Student Parking Lots

Your school will provide information on specific protocols for student parking. In general, students are encouraged to wear a mask, minimize their time in the parking lot, and maintain social distance from others.

Cleaning Facilities

In general, routine cleaning is enough to sufficiently remove the virus that causes COVID-19 from surfaces. If disinfectants are used, use asthma-safer products.

ISOLATION and COVID-19 Case Definitions (all settings)

COVID-19 "Case"

A **Case** is defined as a person who has tested positive for COVID-19, regardless of vaccination status, previous infection, or symptom status. **All Cases** should complete Isolation 1 (below).

To Note: If a person develops COVID-like symptoms but declines to get tested, current guidance recommends they also follow protocol for Isolation.

<p>COVID-19 Infectious Period</p>	<p>The COVID-19 infectious period used to determine exposure of contacts starts:</p> <p>For symptomatic confirmed cases, 2 days before the confirmed case had any symptoms (symptom onset date is Day 0) through Days 5-10 after symptoms first appeared AND 24 hours have passed with no fever, without the use of fever-reducing medications, and symptoms have improved, OR</p> <p>For asymptomatic confirmed cases, 2 days before the positive specimen collection date (collection date is Day 0) through Day 5 after positive specimen collection date for their first positive COVID-19 test.</p> <p>“Infectious period” for the purpose of cases the Cal/OSHA COVID-19 Prevention Non-Emergency Standards, is now defined as:</p> <ul style="list-style-type: none"> ● For COVID-19 cases with symptoms, it is a minimum of 24 hours from the day of symptom onset: <ul style="list-style-type: none"> ○ COVID-19 cases may return if 24 hours have passed with no fever, without the use of fever-reducing medications, AND ○ Their symptoms are mild and improving. ● For COVID-19 cases with no symptoms, there is no infectious period for the purpose of isolation or exclusion. If symptoms develop, the criteria above will apply.
<p>Isolation (Cases)</p>	<p>Isolation separates those infected with a contagious disease from people who are not infected.</p> <p>Day 0 of Isolation is the day their first symptoms began (or the day their positive test was collected, if they develop no symptoms). The full isolation period lasts for 5 days. Isolation requires a minimum duration of 24 hours from symptom onset.</p> <p>Cases can be released from Isolation when they meet the Isolation Release Criteria.</p>
<p>Isolation Release Criteria</p>	<p>A Case can be released any time after 5 days 24 hours of Isolation if:</p> <ul style="list-style-type: none"> ➔ Fever has resolved for at least 24 hours, AND ➔ Other symptoms (if present) are resolving (or have resolved), AND ➔ They are strongly recommended to wear a well-fitted mask around others for the remainder of 10 days (especially indoors). Staff and Volunteers are required to do so under Cal/OSHA ETS. ➔ Avoid contact with people at higher-risk for severe COVID-19 for 10 days*. Higher-risk individuals include the elderly, those who live in congregate care facilities, those who have immunocompromising conditions, and that put them at higher risk for serious illness. <p>Once an individual is released from Isolation, they are considered “recovered.”</p>

1 Positive COVID-19 Cases involved in any school, childcare, community, or youth settings should follow these Isolation guidelines. However, Quarantine guidelines may vary by setting and nature of exposure. Please refer to specific corresponding pages for Quarantine guidance.

~~2 People who are confirmed positive for COVID-19 (by diagnostic testing) are exempt from future quarantine if they are exposed to COVID-19 again in the 90 days following their infection. Without the positive diagnostic test, they are not considered confirmed, and are not exempted from future quarantine or testing (should either be required). Should recently confirmed cases be required to test during a following that 90-day window, they should test by antigen, as a PCR test may pick up a positive result, even after the individual is no longer infectious (due to dead viral genetic material still being present in the body).~~

QUARANTINE & COVID-19 Contact Definitions (all settings)

<p>COVID-19 “Contact”</p>	<p>Someone is a COVID-19 Contact if they had close contact with an infectious COVID-19 Case.</p> <p>Close contact is defined as having shared indoor space with an infected person for a cumulative total of 15 minutes (or more) over a 24-hour period– OR if they <i>briefly</i>:</p> <ul style="list-style-type: none"> o Had direct physical contact with a COVID-19 Case (hugged, kissed, etc.) o Provided direct care for someone sick with COVID-19 o Were sneezed/coughed on by a COVID-19 Case o Shared eating/drinking utensils with a COVID-19 Case
<p>Close Contact Recommendations</p>	<p>After being exposed, these individuals should:</p> <ul style="list-style-type: none"> → Test between Days 3-5 days after exposure (or right away if symptoms develop) → Strongly recommended to wear a well-fitting mask around others for 10 days, especially indoors

General Scenario-based Guidance (all settings)

Scenario	Actions	Considerations
<p>Scenario 1:</p> <p>Someone has symptoms of COVID-19</p>	<p>Recommended to be tested as soon as possible, and isolated while waiting for results, and until a determination can be made as to how to proceed.</p> <p>Tests can be PCR or antigen* (*preferred). Over-the-counter (OTC) tests are acceptable if they are FDA approved.</p>	<p>Reinforce importance of testing to confirm COVID status</p> <p>FDA-approved PCR & Antigen tests</p> <p>Result verification methods are outlined in OTC Testing Guidance.</p>
<p>Scenario 2:</p> <p>Someone tests negative after symptom onset</p>	<p>They may return when they meet the criteria of your site’s non-COVID illness policy.</p> <p>Individual policies will vary by site/district, but <i>might include</i>:</p> <ul style="list-style-type: none"> → No fever for a certain number of hours → No vomiting or diarrhea for a certain number of hours <p><i>If new or differing symptoms develop after testing, test again.</i></p>	<p>If they have symptoms specific to COVID (ie: loss of taste or smell) and receive a negative antigen result, consider testing by PCR and/or again within-24-48 hours by antigen.</p>
<p>Scenario 3:</p> <p>Someone declines to get tested after symptom onset</p>	<p>Before returning, they must either:</p> <p>Provide proof of alternate diagnosis (from a Health Care Provider) and meet your site’s non-COVID illness policy criteria (see above)</p> <p>OR: May alternatively complete Isolation and meet the Isolation Release Criteria prior to returning.</p>	<p>Encourage testing to confirm COVID-19 status.</p>

<p>Scenario 4:</p> <p>(+) Positive COVID-19 CASE</p> <p>Someone has been confirmed positive for COVID-19</p>	<p>The COVID-19 Case should be sent home with instructions to complete Isolation. The Case must meet the Isolation Release Criteria prior to returning.</p> <p>If the Case was on-site during their infectious period, Identify and notify exposed group of students, staff, and visitors who shared indoor space with an infectious Case on-site.</p> <p>Report the Case to Public Health via directives outlined from the SRCS COVID Department. Please complete all required fields, and as many of the optional ones as you can. This reporting may be done in batches, or one case at a time.</p>	<p>For the Group-Tracing approach (K-12 students only), refer to the Group-Tracing Advisory templates</p>
--	---	---

Quarantine Guidance for K-12 STUDENTS, STAFF, and VOLUNTEERS exposed to a positive case of COVID-19 in a K-12 Setting

Exposed Group of Students, Staff, and Volunteers	Guidelines
<p>Exposed group of K-12 students, staff, and volunteers who shared indoor space with an infectious Case in a K-12 setting, for 15 minutes (or more) over the course of 24 hours.</p> <p>All of the exposed students, staff, and volunteers are included in this group, regardless of:</p> <ul style="list-style-type: none"> • their vaccination status • recent infection, or • mask status during exposure <p>The intent of this approach is to minimize the time it takes to identify and notify the exposed individuals (considering the context of Omicron and subsequent variants, which has a much shorter incubation period)</p>	<ul style="list-style-type: none"> • Should be notified of the exposure (Group-Tracing Advisory templates) • Do not need to quarantine • May stay in school for in-person instruction after exposure • Strongly recommended to wear a well-fitting mask around others. • May continue with extracurricular activities • Recommended to get tested for COVID-19 within 3-5 days after last exposure (Testing more often is always an option.) • Should stay home and test as soon as possible if symptoms develop. <p>In the event of wide-scale and/or repeated exposures (ie: in one classroom, grade-wide or campus-wide), weekly testing or further mitigation strategies may be considered until such time that exposure events on-site become less frequent.</p> <p>For more details on this approach, please refer to: CDPH K-12 Q&A / FAQ and CDPH Group-Tracing Approach for K-12 Students</p>

Scenario-based FAQ (all settings)

FAQ - Scenario	Recommendation
<p>Scenario A: A student at our school tested positive for COVID-19, and they were in multiple classes during their infectious period.</p> <p>Do all of the students in those classes need to quarantine?</p>	<p>Not at this time. Close contacts or those potentially exposed to a positive case of COVID-19 are not required to quarantine unless they begin to demonstrate symptoms and/or test positive for COVID-19.</p> <p>Individuals who were exposed to COVID-19 are recommended to monitor for symptoms and consider testing within 3-5 days of last known exposure.</p>
<p>Scenario B: Sports Exposure</p> <p>An athlete at our school tested positive for COVID-19, and was at sports practice all week.</p> <p>Does their entire team need to quarantine?</p>	<p>Not at this time. Close contacts or those potentially exposed to a positive case of COVID-19 are not required to quarantine unless they begin to demonstrate symptoms and/or test positive for COVID-19.</p> <p>Different sports carry different levels of risk depending on if they are played indoors or outdoors, and whether they are low-contact or moderate/high- contact activities.</p> <p>In moderate or high-contact activities, such as football or basketball, the entire team may have had direct physical contact during play, and therefore are considered exposed. When investigating exposure, schools should consider if players congregated on sidelines, in locker rooms, or before/after practice.</p> <p>Individuals who were exposed to COVID-19, particularly in circumstances of direct physical contact, are recommended to monitor for symptoms and consider testing within 3-5 days of last known exposure.</p>

Scenario-based FAQ (2) (all settings)

FAQ - Scenario	Recommendation
<p>Scenario C: Preschool exposure</p> <p>A COVID-19 positive child at our preschool was present while infectious. Do all of the kids in their cohort need to quarantine?</p>	<p>In the preschool setting, safe mitigation measures (vaccination, masking, distancing, etc.) and strict classroom seating charts are not always possible.</p> <p>Because of the nature of the setting, it is not common for daycare/preschool sites to be able to confidently confirm who was and was not in close contact with the infectious case, unless the case is an infant or someone who was known to have minimal contact with others during the day. As a precaution, it may be best to consider the entire stable group as potentially exposed, especially indoors. It is recommended that all individuals who were of potential risk of exposure be monitored for symptomatic onset, and consider testing for COVID within 3-5 days of last known potential exposure. However, unless symptoms develop among the exposed group, they are not required to quarantine</p>

<p>Scenario D: Household Exposure</p> <p>Someone from our school/program has a household member who is positive for COVID-19.</p>	<p>At this time, individuals who have been exposed to COVID-19 in the home or other forms of close contact are not required to isolate or quarantine. It is recommended they monitor for symptoms and test for potential COVID positivity, including asymptomatic COVID presence.</p> <p>Wearing masks is strongly recommended when sharing common spaces (both the positive Case and the other household members)</p>
<p>Scenario E: Allergy Symptoms</p> <p>A student at our site has sniffles (mild allergy-like symptoms).</p> <p>Do they need to be tested?</p> <p>When can they come back?</p>	<p>An informed decision about what warrants testing should be made on a case-by-case basis. This decision can be made by the school nurse, or by COVID liaison in conjunction with Public Health as needed. Schools should consider if the child in question has a documented health history of allergies (alternate diagnosis), and be sure their current symptoms match their typical baseline symptoms for the diagnosis. If there is a change from their baseline symptoms, this would require follow-up (and possibly testing).</p> <p>However, if the person has any other COVID-19 symptoms, recent exposure to COVID-19, or if the nasal discharge is not clear - then it is recommended that they test right away, and be isolated while waiting for results.</p> <p>Those who test negative after symptom onset can return to the site when they meet the criteria of your site's non-COVID illness policy.</p> <p>Please note that other certain infectious diseases (like Norovirus) still need to be reported to the Sonoma County Department of Public Health.</p> <p>Please report all non-COVID infectious diseases to: PHNurse@sonoma-county.org</p>

Communication Plans

Communication will play a vital role as we return to in-person learning. The primary communication platform will continue to be ParentSquare. All staff and families are encouraged to activate their account to receive timely and important information. The district and school sites will communicate with students, staff, and parents about cases and exposures at the school, consistent with privacy requirements such as FERPA and HIPAA.

ParentSquare

Santa Rosa City Schools uses ParentSquare for school communication, primarily with email, text and app notifications. ParentSquare automatically generates an account for each parent, using their preferred email address and phone number originating in the student information system. For email or cell phone number changes, please contact your student's school. ParentSquare can only recognize you as a parent/guardian if your school has the same email and/or textable cell phone information for you in our system.



We encourage parents to access their accounts so they can download the mobile app and update their preferences on when and how they are notified. Log into [ParentSquare](#) today. To learn more, visit our [ParentSquare webpage](#).

School Actions and Communications in Case of Possible Exposure at School

The district and school sites will continue to communicate with students, staff, and parents about cases and exposures at the school, consistent with privacy requirements such as FERPA and HIPAA. Families will be notified of school or cohort closures and any restrictions in place to prevent COVID-19 exposure (*for example*: limited hours of operation) as soon as possible, via ParentSquare.

In the event that an individual at school has a confirmed case of COVID-19, SRCS will:

- Contact Sonoma County Public Health Department.
- In consultation with the Sonoma County Health Department, school officials will decide if closure of a stable group/classroom or the entire school is required.
 - in consultation with Public Health, we will consider closing a class/stable group if suspected, probable, or confirmed epidemiologically linked COVID-19 presence constitutes an outbreak
 - in consultation with Public Health, we will close our entire school if multiple cohorts or classes/stable groups have confirmed cases of COVID-19 OR 5% of all students/staff have confirmed cases
- We will reopen in consultation with Public Health, typically after 10 days have passed and:
 - we have cleaned and disinfected all classrooms
 - we have consulted with Sonoma County Health Department
- We will communicate in writing with parents/guardians and staff to notify of any exposure or confirmed case(s) of COVID-19, maintaining the privacy of the individual(s). You can read our [sample letters](#) for communicating with parents/guardians of a class or school closure as well as notification when a student or staff member has been exposed to COVID-19.

Resources for Families

[Tool Kits for Families](#)

[California Safe Schools for All - parents page](#)

[Get the Most out of Masking](#) →

Appendix A: Tiered Interventions

Responses for COVID Transmission Rate Changes

For a comprehensive review of CDC guidelines for tiered interventions in response to COVID-19 transmission rates categorized as **Low**, **Medium**, or **High**.

Please see the “**COVID-19 Community Level and COVID-19 Prevention**” chart (revised 3-24-2022) at: https://www.cdc.gov/coronavirus/2019-ncov/science/community-levels.html#anchor_47145

Effective 2/14/24

Updated isolation & quarantine guidance as per Cal/OSHA 1-9-2024 revised “Infectious period” definitions and CDPH revised testing recommendations:

- Isolation and quarantine guidance has been revised in accordance with updated “Infectious period” definitions.
- COVID testing is no longer recommended for all close contacts, but instead recommends testing only for specific criteria.

Effective 3/29/23

- Updated isolation & quarantine guidance as per CDPH revised mandates of 3/13/23 to:
 - reduce mandated quarantine to 5 days for confirmed positive and/or symptomatic persons.
 - end quarantine after 5 days (if symptoms are resolving) without requiring follow-up testing.
- Removed exemption accommodations for persons with recent (~90 days) infection history.
- CDPH recommendation/prioritization Antigen/OTC as preferred method confirmation testing.
- Updated definition of parameters for “close contact”
- Updated considerations in defining COVID19 “infectious period”.
- Cal/OSHA extension of COVID ETS mandates to February 3, 2025.

Effective 10/26/22

SRCS puts into effect the 9-13-2022 CDPH Health Order rescinding the mandate that requires COVID-19 Vaccine Verification for Workers in Schools, and rescinding mandated weekly testing for unvaccinated or partially vaccinated workers in schools.

Effective 9/20/22

Incorporated CDC masking advisory as current guidance for CDPH and SCDHS recommendations, and included link to CDC regional masking guidance.

Effective 8/24

Santa Rosa City Schools Board of Education approved a resolution to authorize the Superintendent to take all appropriate actions to respond to the Coronavirus (COVID-19) Pandemic including, but not limited to, any action:

- To ensure and protect the welfare, safety and educational wellbeing of all students;
- To ensure and protect the welfare and safety of persons working for the District which shall include its agents, employees, representatives and all others acting for or on behalf of the District;
- To provide necessary staffing and instruction;
- To modify school and work schedules;
- To declare an emergency pursuant to Government Code § 3100 et seq., and to assign District employees (in their capacity as disaster service workers) to perform such disaster service activities as may be assigned to them;
- To cancel or modify any activities, programs, or courses, up to and including the temporary closure of the District.
- To protect District property.
- To make further declarations of emergency and to take emergency action as permitted by law.
- The Superintendent shall be accountable to the Board for all areas of operation under his/her authority. (Board Policy 2210)

Effective 7/29

- CDPH has prioritized Antigen testing for K-12 settings (in lieu of PCR) and will be discontinuing the Color portal for K-12 by September 2022.
- In general, routine cleaning is enough to sufficiently remove the virus that causes COVID-19 from surfaces.
- Drinking fountains may be open and used by students and staff. Routine cleaning is recommended.

Effective 7/6

- SRCS is CLIA certified for CDPH and FDA approved in-house professional COVID-19 testing with the BinaxNOW testing program.

Effective 6/30

- Voluntary student “pool” testing is on indefinite hiatus, or has been discontinued at this time.

Effective 5/6

- Cal/OSHA stipulation update mandating staff and volunteers returning early from quarantine (between days 6-10) are required to wear a well-fitting mask while on the worksite through day 10.

Effective 4/14

- Close Contact/Group Tracing isolation/quarantine protocols have been retired
- Uniformity of isolation and quarantine protocols regardless of vaccination status or origin of infectious status.

Effective 4/1

- Gathered events now have a fixed reduced capacity of 1,000 persons indoors, and 10,000 persons outdoors.
- Food no longer needs to be served in prepared "Grab-n-Go" packaging.

Effective 3/28/22

- Universal mask requirement changed to "strongly recommended" regardless of vaccination status
- Voluntary student "pool" testing schedule reduced to twice-monthly
- Mandated testing of "unvaccinated" staff reduced to once-weekly by April 1, 2022
- Booster requirement removed as qualifying exemption for staff enrollment for mandated weekly testing

Effective 2/24/22

- Remove Daily health screener through Parent Square for students and employees
- Remove Temperature taking for Indoor sports events
- Allow In-person meetings that maintain other precautions e.g. Masking, Ventilation, Spacing when possible.