



Costa Mesa H.S. Mustang Athletics

Schematic Design Meeting #3 Site Review
March 08, 2024

Board Meeting
April 2nd, 2024

Meeting Objectives

- Review updated concepts for athletic fields & support buildings
- Review final program amenities and adjacencies for support buildings
- Open discussion



Scope of Work

A) Mustang Field

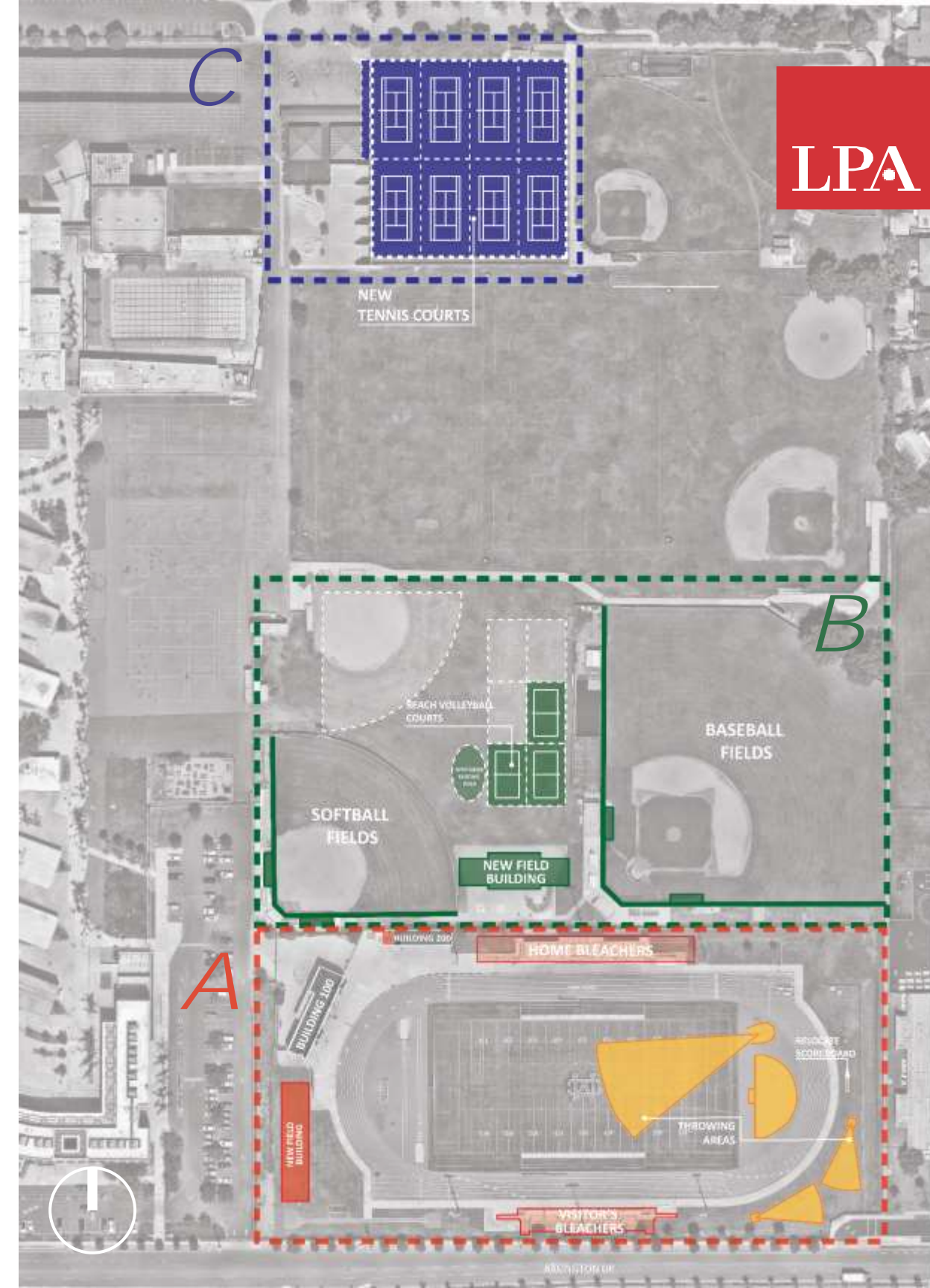
- New Field House Building
- Expanded Home & Away Bleachers
- Relocated Shotput and Discus
- Relocated Scoreboard


B) Softball, Baseball & Beach Volleyball

- (6) Sand Volleyball Courts w/ Spectator Seating, Lights, and Enclosure
- New Netting & Dugouts for Softball & Baseball
- New Field House Building

C) Tennis Courts

- (8) Tennis Courts w/ Lights and Spectator Seating



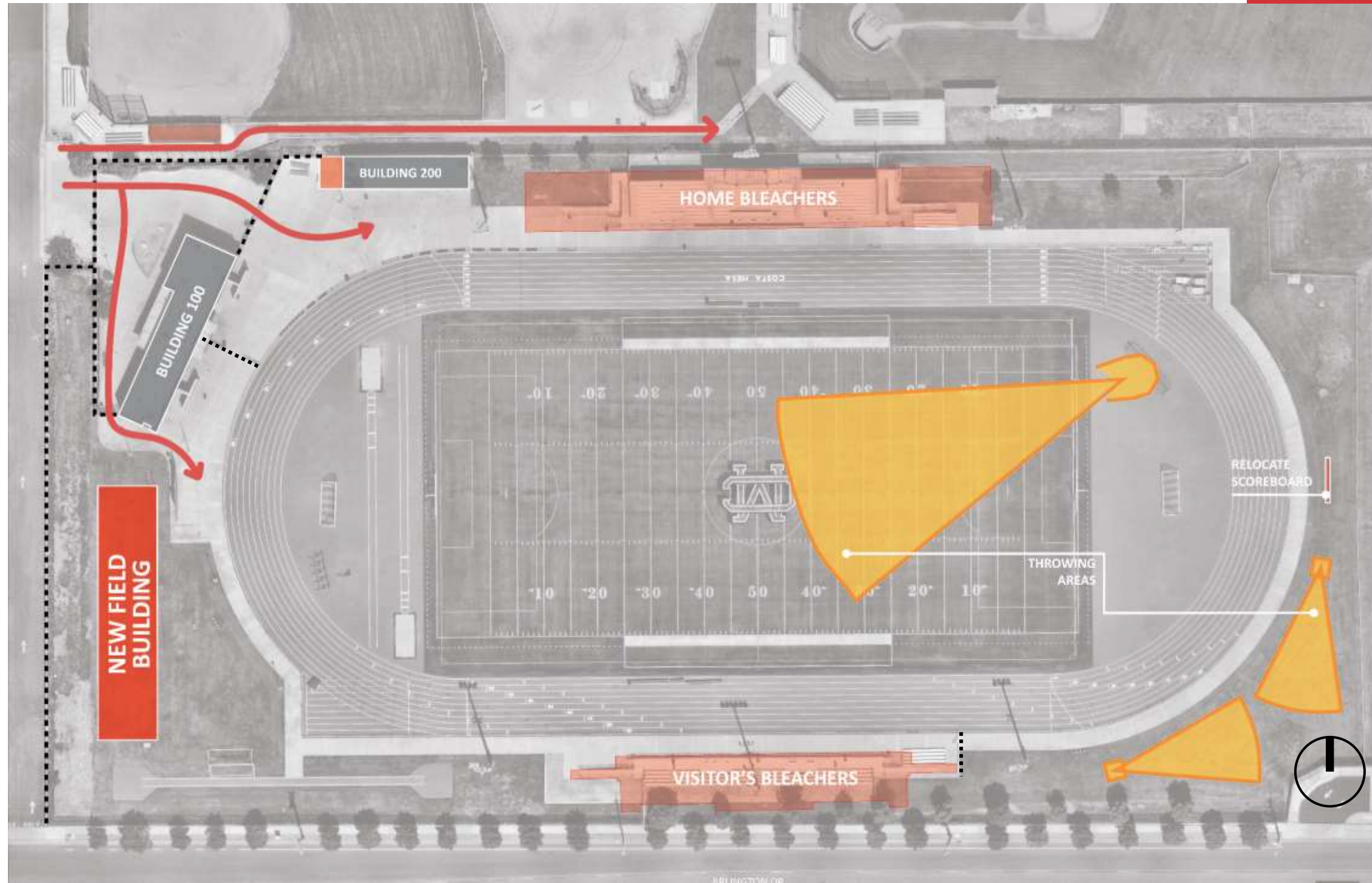


Mustang Field

Mustang Field | Current

CHALLENGES

- Multiple fence lines at stadium entry
- Access path between softball and baseball fields is squeezed at softball dugout
- Single, shared concessions stand for home and away spectators
- Low fence at concessions separates home and away fans
- Additional fencing at away bleachers for fan separation



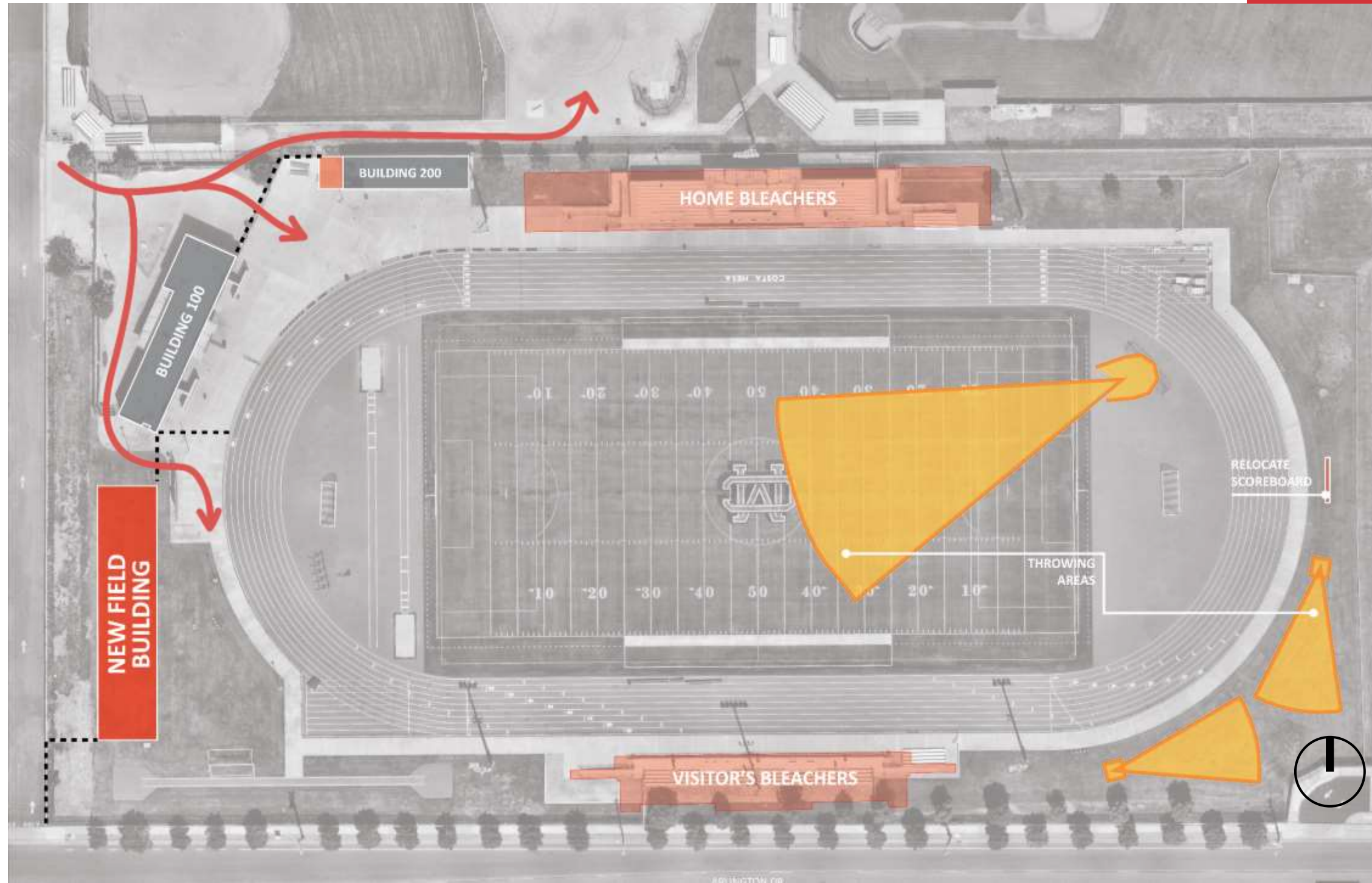
Mustang Field | Proposed

OPPORTUNITIES

- Potentially remove outer fencing at stadium entry to open up plaza to softball/baseball - “rally court”
- Maintain existing field building for Home team supporters. Dedicate new field building to Away fans
- New secured entry portal between field buildings for Away fan entry
- Potential need for separate “away” concessions due to expanded capacity

PROGRAM

- New Home Bleachers with seating for 1,500
- Stadium Press Box with elevator
- New Visitor’s Bleachers with seating for 500
- Relocated Scoreboard
- New Field House Building



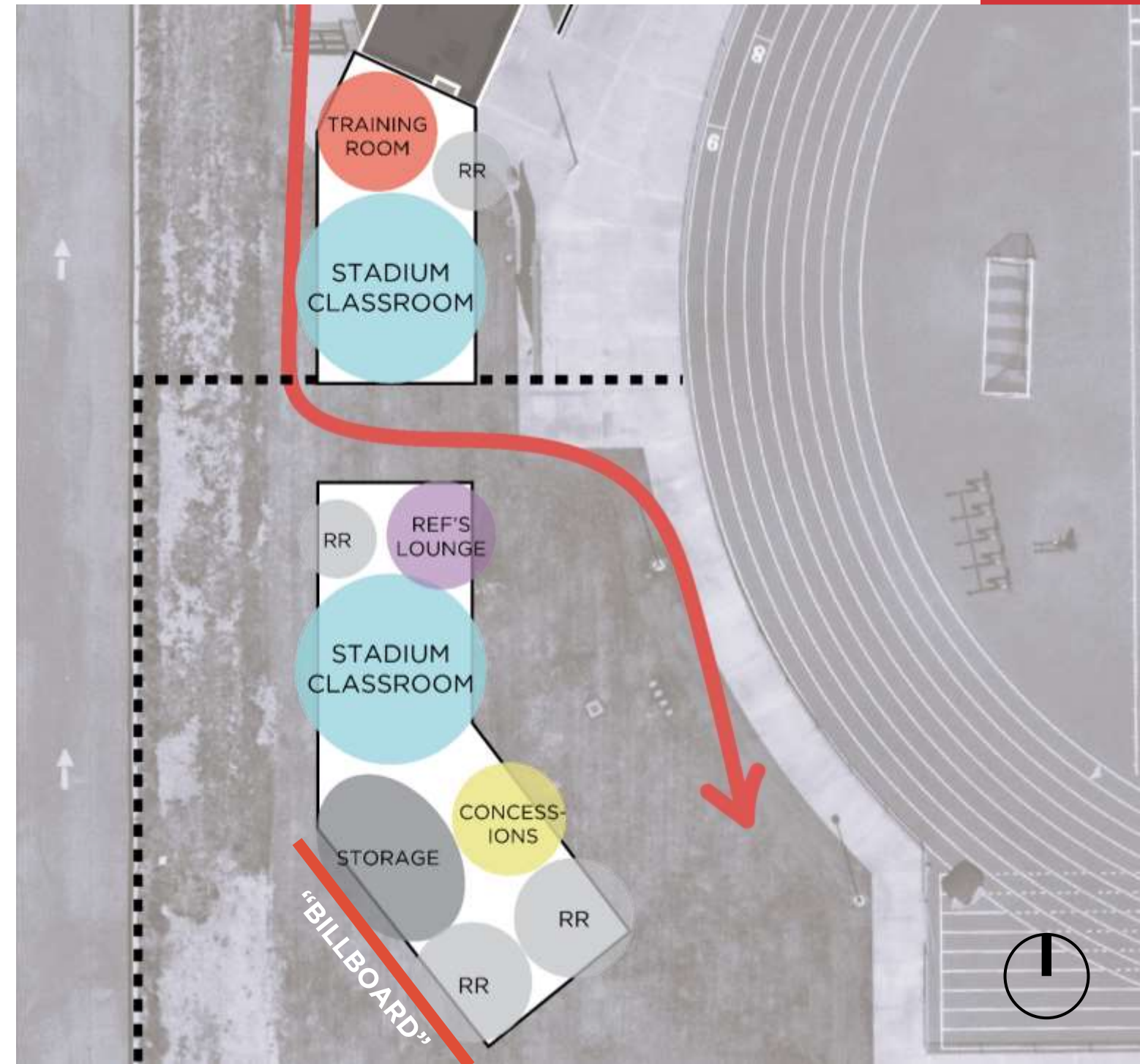
Field House Program | Layout 3

PROGRAM

Team rooms (960 sf) x (2)	1,920 sf
Trainer (400 sf)	400 sf
Referee's Lounge (300 sf)	300 sf
Storage (875 sf)	875 sf
PE Classroom Restrooms (150 sf) x (4)	600 sf
Additional Restrooms Stadium (750 sf)	750 sf
Referee Lounge (300 sf)	300 sf
<i>Proposed: Concessions (400 sf)</i>	<i>400 sf</i>

LAYOUT 3

- Breezeway in between the Classroom components, allowing access to both the home and visitor side.
- New Field House becomes an extension of existing.
- A small concessions can get added to the new, providing seamless division between Home and Visitors.
- Bend would allow elevation facing Arlington to become a "billboard" for identity and school spirit.



Interiors | Athletics Classrooms

FUNCTION OF SPACE

- Flexible use classrooms for any sports program to utilize
- Flexible use furniture
- Markerboards and tackboards for planning
- Projector and screen needed for each classroom to review plays
- Custom graphics using school branding focusing on athletics as a whole and not any specific sport
- Lockers or casework optional
- Cleanable and durable finishes



CONCEPT IMAGES


- Create accent using materials to transition from floor to wall
- Option to create graphic wall using school branding and colors
- Option to create graphic inspired by milestones in athletic programs

Images shown for inspiration and conceptual purposes only. Final design of space, graphics, etc still pending

Interiors | Referee's Lounge

FUNCTION OF SPACE

- Space for referees to decompress before, during, and after game
- Direct access to restroom and changing area
- Ability to review plays as needed via monitors
- Casework for break room storage
- Flexible use furniture
- Additional storage, if possible
- Lockers optional, but not required
- Break area, confirm equipment needs



CONCEPT IMAGES

- Create feature wall around referee monitors through materials TBD
- Provide break area space for referees to work and prep for games
- Option to have locker area open to restroom

Images shown for inspiration and conceptual purposes only. Final design of space, graphics, etc still pending

Interiors | Trainer's Room

FUNCTION OF SPACE

- Taping tables
- Storage at each exam bench
- Casework at entry for storage and place for students to sign in
- Provide wall storage for physical therapy equipment
- Markerboards for evaluations and therapy
- Lockers optional, but not required
- No monitors or projectors needed
- Provide school branding graphics
- Cleanable and durable finishes



Taping Tables with Storage



Wall / Floor Transition



Physical Therapy Storage

CONCEPT IMAGES


- Provide graphic opportunity for school branding at storage area
- Create accent using materials to transition from floor to wall
- Provide area for taping tables and overhead storage
- Provide pegboard storage for physical therapy needs

Images shown for inspiration and conceptual purposes only. Final design of space, graphics, etc still pending

Interiors | Concessions

FUNCTION OF SPACE

- Used for pre-packaged selling of goods
- Ice maker, commercial refrigerators, and sink needed
- Monitor at backwall for workers and spectators to view event
- Stainless steel countertops to continue to exterior
- Sealed concrete flooring to meet health department standards
- Rolling door to be mounted on interior side
- Fully operable windows, no ticket windows



Merch at Backwall Option



NMUSD Site Example



Monitor at Backwall Option



NMUSD Site Example

CONCEPT IMAGES

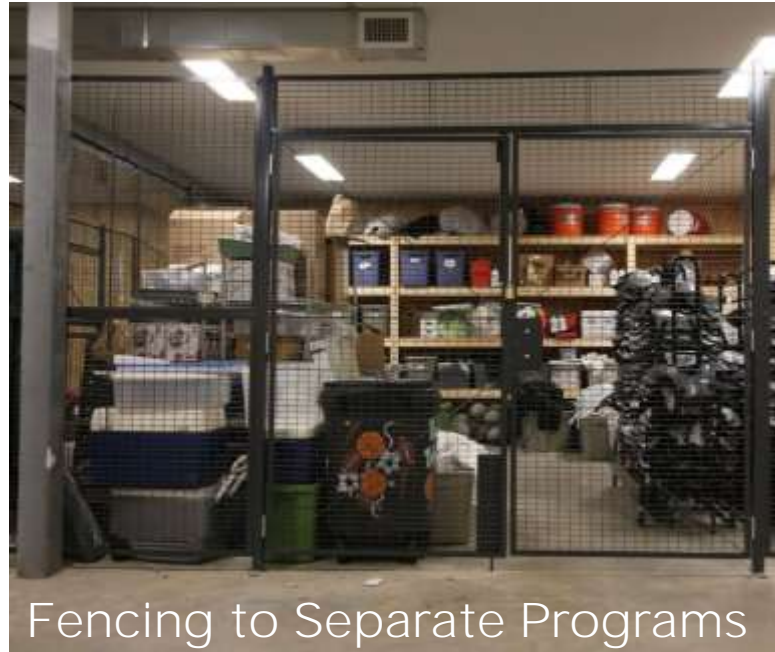
- Option to provide merchandising and monitors at wall directly behind windows
- Option to only provide monitors at wall directly behind windows

Images shown for inspiration and conceptual purposes only. Final design of space, graphics, etc still pending

Interiors | Storage

FUNCTION OF SPACE

- Roll-up doors w/ adjacent man doors, or large double doors
- Storage to be singular large room, programs to be divided by lockable cages with easy access to exterior doors
- Provide walkway between exterior doors and cages
- Room for heavy duty shelving as needed for future use
- Work surfaces to organization and additional storage as needed
- No ventilation needed



Fencing to Separate Programs



Countertop Storage



Heavy Duty Storage



NMUSD Site Example

CONCEPT IMAGES

- Provide fencing to within larger storage space to separate programs from one another
- Provide option for lower casework with countertop and tackboards
- Provide option for heavy duty storage, as needed per program

Images shown for inspiration and conceptual purposes only. Final design of space, graphics, etc still pending

An aerial photograph of a sports complex. The image shows several baseball and softball fields arranged in a row. To the left, there is a tennis court. In the center, there is a large building, likely a clubhouse or administrative building. The fields are surrounded by grass and some trees. The overall scene is a well-maintained sports facility.

Softball, Baseball & Beach Volleyball

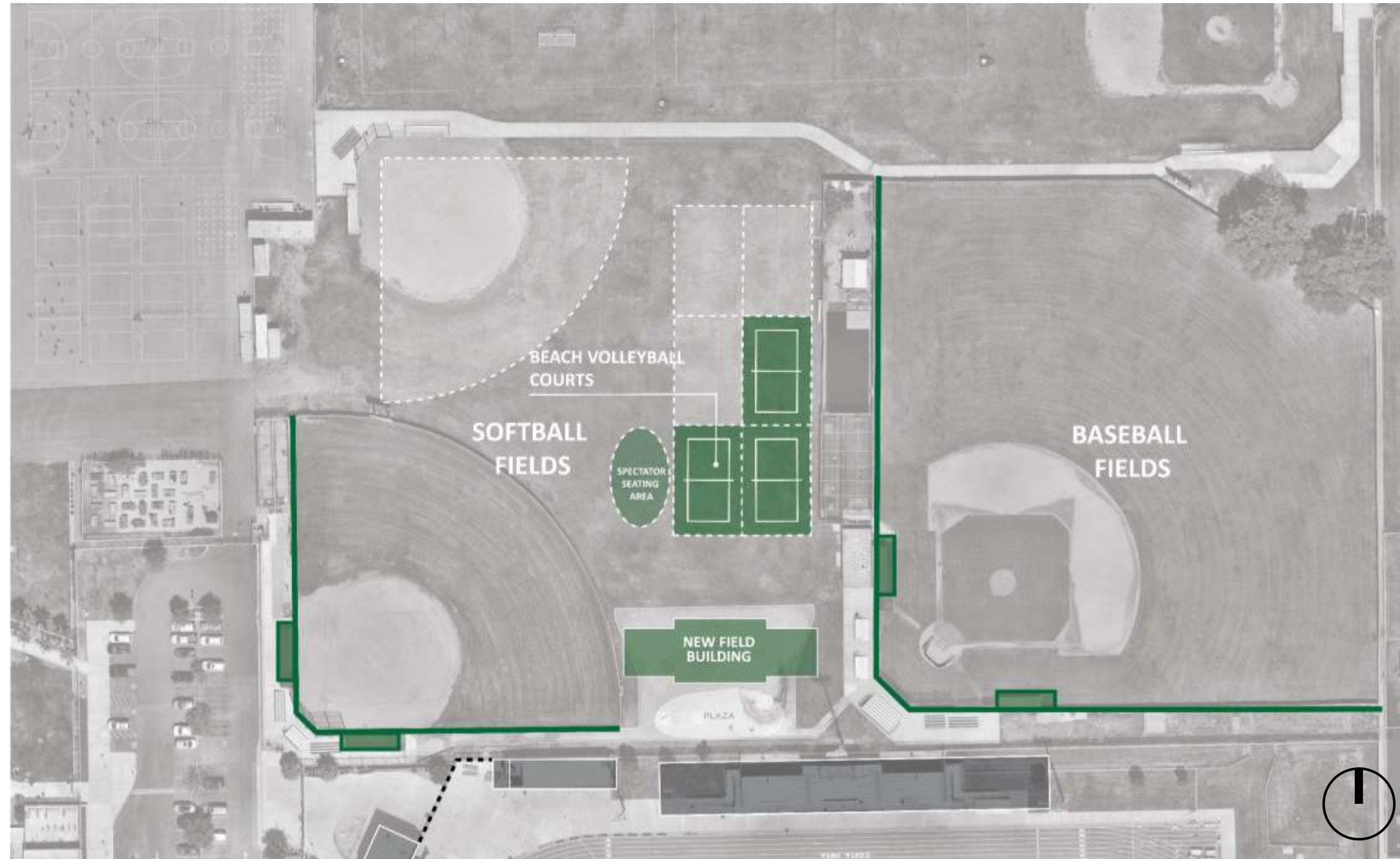
Softball, Baseball & Beach Volleyball

PROGRAM

- New Field House
- New Netting
- New Backstops
- New Dugouts

BEACH VOLLEYBALL

- Plan for (6) New Beach Volleyball sand courts in between Baseball & Softball creating an Athletics complex.
- New chain link fencing
- New lighting
- Spectator Seating



Softball & Baseball | Products

PROGRAM

- Tensioned Protective Netting
 - Height Per Trajectory Study
- Tie-Back Netting System
- New Wall w/ Padding
- Enclosed Dugouts
- Dugout Storage
- Dugout Accessories



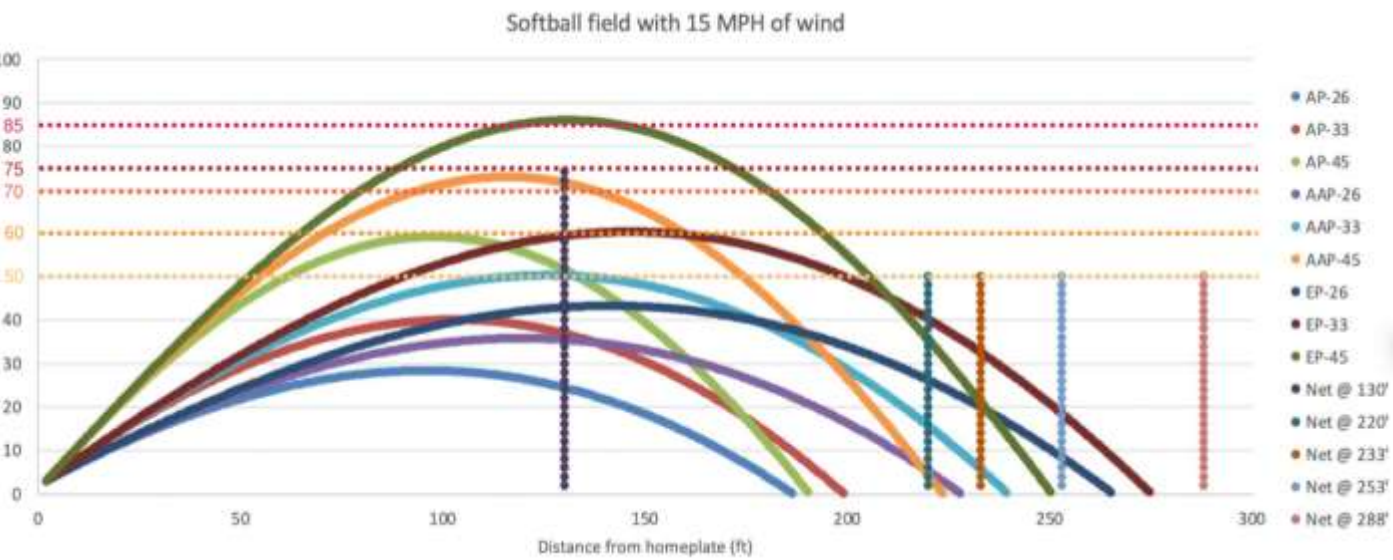
Netting



Enclosed Dugout



Tie-Back System



Dugout Storage



Wall Padding

Beach Volleyball | Products

PROGRAM

Sand Volleyball

- Drainage System
- Posts, Pads & Net
- Perimeter CLF Fencing
- Spectator Seating



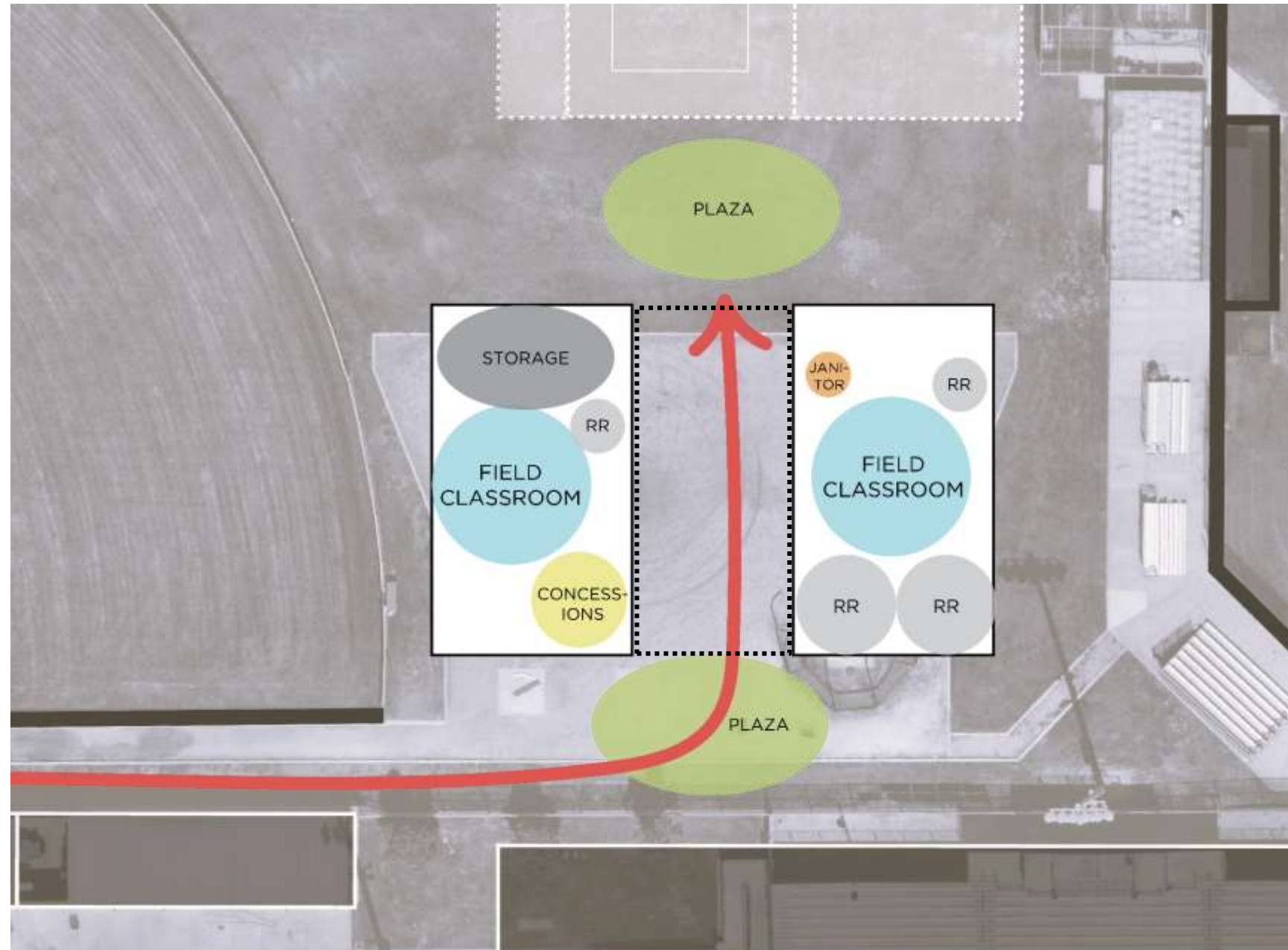
Field House Program | Layout 2

PROGRAM

Team rooms (960 sf) x (2)	1,920 sf
Concessions (400 sf)	400 sf
Storage (500 sf)	500 sf
Team room Restrooms (250 sf)	250 sf
Additional Restrooms Fields (600 sf)	600 sf
Custodial (75 sf)	75 sf

LAYOUT 2:

- Existing Path of Travel & Stadium gate gets pushed back to allow a wider more welcoming path towards Baseball/Softball and Fieldhouse.
- Building gets pushed back from walkway, allowing for a small plaza when waiting in line for concessions, restrooms, etc.
- Additional plaza for proposed Beach Volleyball.
- Passthrough between the programs, easy access for proposed Beach Volleyball.
- Equity for both sports, easy access to all programs.
- Two doors for classroom access on either side of Fieldhouse.

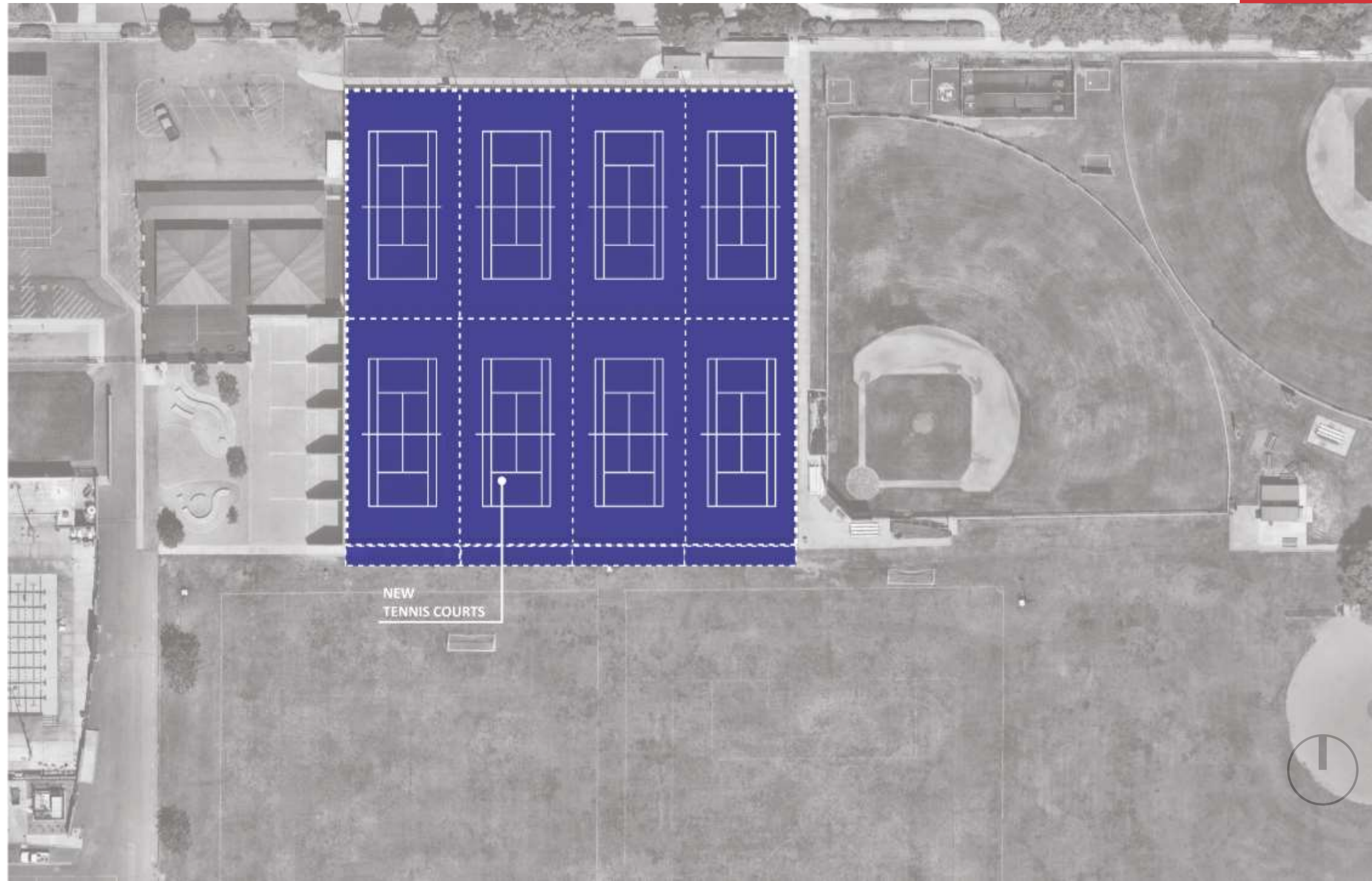


Tennis Courts

Tennis Courts

PROGRAM

- (8) New Tennis Courts (remains in same location)
- Post-tensioned concrete surfacing
- New fencing
- New lighting
- *Spectator seating to the South*



Tennis Courts | Products

PROGRAM

Tennis

- 14'H Black Vinyl CLF
- Windscreen w/ Graphics
- Posts, Net & Anchors
- Convenience Power
- Warm Up Wall
- Court Separation
- Shade
- Lighting
- Court Accessories





THANK YOU
Go Mustangs!

