



Local Control and Accountability Plan

The instructions for completing the Local Control and Accountability Plan (LCAP) follow the template.

Local Educational Agency (LEA) Name	Contact Name and Title	Email and Phone
Morgan Hill Unified School District	Dr. Carmen García Superintendent	garciacarmen@mhusd.org 408.201.6023

Plan Summary [2024-25]

General Information

A description of the LEA, its schools, and its students in grades transitional kindergarten–12, as applicable to the LEA.

Morgan Hill Unified School District's (MHUSD) vision is for all students to receive an excellent education and to be empowered to succeed in school. Students will be prepared to achieve in a diverse, global society and make meaningful contributions to their community. Students will become critical thinkers and problem solvers who can thrive in the challenges of the 21st Century. The Morgan Hill Unified School District's central purpose is to educate students. In partnership with parents and the community, we create learning environments where all students learn and are empowered to achieve their unique potential. We model and nurture civility, respect, compassion, personal responsibility, curiosity, and integrity in an environment of diversity, equity, and service.

Morgan Hill Unified School District encompasses a diverse population and occupies a substantial 300-square-mile area in the southern region of Santa Clara County. The 14 neighborhood schools are the heartbeat of the community, with each school providing a central destination for education, growth, and support on both an academic and social-emotional level. The District is currently the largest employer in the City of Morgan Hill, employing approximately 800 employees in positions ranging from maintenance, bus drivers, and office staff to teachers and administrators.

The District serves an estimated 8,013 students within six elementary schools, two TK-8 schools, two comprehensive middle schools, one continuation high school, two comprehensive high schools, and one community adult school. The District has experienced steady enrollment from the 2021-22 school year to the 2023-24 school year. MHUSD's schools are located in Morgan Hill, South San Jose, and San Martin. 18.2% (1,447) of our students are English Learners (EL). 87.70% of our English Learners identified Spanish as their home language; the second highest home language percentage is Vietnamese (3.46%), followed by forty-five other languages representing the remaining EL population. Our student population identifies with the following racial/ethnic groups: 52.7% Hispanic/Latino/a, 25.3% White, 8.3% Asian, 6.1% Two or more races, 2.4% Filipino, and 1.3% African American. Morgan Hill Unified School District has an unduplicated student count of 40.1% of our student population.

The elementary schools offer five focus academies that capture the interest of students and staff alike. San Martin/Gwinn welcomes close to 700 students in TK-8 and offers a 90/10 Dual Immersion Multicultural Education (DIME) model program and an Environmental Science Academy. P.A. Walsh School is a unique school that provides students with two exciting academic opportunities: a STEAM academy program and a 50/50 Dual Language Immersion program. With music woven into the learning experience, Jackson Academy of Math and Music fosters a love of learning for over 670 students in TK-8. El Toro Health and Science Academy and Paradise Valley Engineering Academy ignite a passion for discovery in young minds. These schools, catering to approximately 375-525 students, create dynamic learning environments with dedicated maker-spaces, fostering creativity and innovation in a smaller school setting. Barrett and Los Paseos Elementary Schools create a strong sense of belonging for their TK-5 students, fostering a community of nearly 400-500 learners who are empowered by meaningful and impactful education. Nordstrom, the largest TK-5 school, fosters a welcoming and inclusive environment where nearly 640 students thrive.

Both comprehensive middle schools foster inviting, inclusive learning environments focused on preparing students for high school. Britton Middle School is one of the new state-of-the-art remodeled campuses in downtown Morgan Hill and welcomes close to 620 students in grades 6th-8th. Martin Murphy Middle School welcomes close to 530 students on its campus and offers a variety of extracurricular activities for students with a range of interests in San Jose.

Live Oak High School, Sobrato High School, and Central High School are more than just classrooms; they're vibrant communities where over 2,700 students in grades 9-12 flourish. The schools foster strong relationships and cultivate welcoming environments that celebrate diversity. They offer a rich academic curriculum with a wide range of courses, including Advanced Placement, CTE pathways, Dual Enrollment, and engaging extracurricular activities. They prepare students for success in college, career, and beyond while nurturing their social-emotional well-being.

The District's Community Adult Education program empowers adults to achieve academic goals and build community connections. This, in turn, strengthens home-school partnerships, ultimately benefiting the overall success of students in the District. Building strong bonds between families and schools is a District priority. The Family and Community Engagement Center is a hub for collaboration, offering resources and events and fostering connections between families, schools, and community partners.

Data for this Local Control Accountability Plan is compiled from the California School Dashboard, DataQuest, local student data systems (DataZone), the College Board, and local assessment results. Resources are attached for your reference and further explanation in the Local Control and Accountability Plan (LCAP) sections.

Reflections: Annual Performance

A reflection on annual performance based on a review of the California School Dashboard (Dashboard) and local data.

In 2023, the State Board of Education adopted a new LCAP template and instructions. Under this template, the Annual Performance section must include identifying and addressing key performance outcomes related to Morgan Hill Unified School District's 2023 CA School Dashboard results. These performance outcomes include: 1) Any school within the LEA that received the lowest performance level on one or more state indicators on the 2023 Dashboard. 2) Any student group within the LEA that received the lowest performance level on one or more state indicators on the 2023 Dashboard. 3) Any student group in a school within the LEA that received the lowest performance level on one or more state indicators on the 2023 Dashboard.

Based on a review of the 2023 California School Dashboard, the following trends have been observed for Morgan Hill Unified School District (MHUSD).

1) Schools within MHUSD that received the lowest performance level on one or more state indicators on the 2023 Dashboard:

Academic Indicator - ELA (Red - Very Low). Schools: None.

Academic Indicator - Math (Red - Very Low). Schools: None.

English Learner Progress Indicator (Red - Very Low)

- Nordstrom Elementary (35.3% Making Progress, Declined 27.2%, N = 34)
- Live Oak High School (21.7% Making Progress, Declined 25.5%, N= 152)

Graduation Rate Indicator (Red - Low to Very Low)

- Central High School (66.2% Graduated, Declined 10.8%, N = 65)

College/Career Indicator (Very Low)

- Central High School (1.5% prepared, N = 65)

Chronic Absenteeism Indicator (Red - Very High)

- Barret Elementary (39.9% Chronically Absent, Increased 4%, N = 406)
- Nordstrom Elementary (23.2% Chronically Absent, Increased 7.2%, N= 641)
- Los Paseos Elementary (22.8% Chronically Absent, Increased 1%, N= 434)
- Martin Murphy Middle School (28.8% Chronically Absent, Increased 0.8%, N= 571)
- Paradise Valley Engineering Academy (26.1% Chronically Absent, Increased 1.3%, N= 379)
- P.A. Walsh STEAM Academy (34% Chronically Absent, Maintained 0%, N= 459)

Suspension Rate Indicator (Red - Very High)

- Britton Middle School (14.6% Suspended at Least One Day, Increased 6.1%, N= 624)
- Martin Murphy Middle School (13.1% Suspended at Least One Day, Increase 2%, N= 580)

2) Student groups within MHUSD that received the lowest performance level on one or more state indicators on the 2023 Dashboard:

Academic Indicator - ELA (Red - Very Low)

- English Learners (84.1 Points Below Standard, Declined 9.4 points, N=920)
- Homeless Youth (79.7 Points Below Standard, Declined 0.8 points, N= 358)
- Students with Disabilities (114.8 Points Below Standard, Declined 13.5 points, N= 573)

Academic Indicator - Math (Red - Very Low)

- English Learners (111.7 Points Below Standard, Declined 6.6 points, N=914)
- Socioeconomically Disadvantaged (100.1 Points Below Standard, Declined 1.5 points, N= 666)
- Students with Disabilities (145.8 Points Below Standard, Declined 8.5 points, N= 574)

Graduation Rate Indicator (Red - Low to Very Low)- None.

Chronic Absenteeism Indicator (Red - Very High)

- African American (26% Chronically Absent, Increased 0.3%, n= 73)

Suspension Rate Indicator (Red - High to Very High)

- English Learners (8.1% Suspended at Least One Day, Increased 1.9%, n= 1579)
- Homeless Youth (8.9% Suspended at Least One Day, Increased 0.2%, n= 847)
- Students with Disabilities (9.5% Suspended at Least One Day, Increased 1.4%, n= 1201)
- African American (9.2% Suspended at Least One Day, Increased 0.3%, n= 109)
- Pacific Islander (22.6% Suspended at Least One Day, Increased 5%, n= 31)

3) Student groups within a school within MHUSD that received the lowest performance level on one or more state indicators on the 2023

Dashboard.

Barrett Elementary

Chronic Absenteeism Indicator (Red - High to Very High)

- English Learners (40.5 % Chronically Absent, Increased 6.2%, n= 116)
- Homeless Youth (50.9% Chronically Absent, Increased 12%, n= 53)
- Socioeconomically Disadvantaged (46.5 % Chronically Absent, Increased 4.2%, n= 271)
- Students with Disabilities (45.3 % Chronically Absent, Increased 4.3%, n= 75)
- Hispanic (45.2 % Chronically Absent, Increased 3.7%, n= 279)
- White (29.8 % Chronically Absent, Increased 3%, n= 57)

El Toro Health Science Academy

Academic Indicator - ELA (Red - Very Low)

- Students with Disabilities (77.8 Points Below Standard, Declined 11.5 points, n= 30)

Jackson Academy of Math and Music

Academic Indicator - ELA (Red - Very Low)

- Students with Disabilities (101.2 Points Below Standard, Declined 26.9 points, n= 56)

Academic Indicator - Math (Red - Very Low)

- Students with Disabilities (111.1 Points Below Standard, Declined 1 point, N=56)

Suspension Rate Indicator (Red - High to Very High)

- Hispanic (3.6% Suspended at Least One Day, Increased 2.2%, n= 279)
- White (3.4% Suspended at Least One Day, Increased 2.6%, n= 237)

Chronic Absenteeism Indicator (Red - High to Very High)

- Two or More Races (21.6 % Chronically Absent, Increased 10.5%, n= 74)

Los Paseos Elementary

Suspension Rate Indicator (Red - High to Very High)

- Students with Disabilities (6.1% Suspended at Least One Day, Increased 3.7%, n= 33)

Chronic Absenteeism Indicator (Red - High to Very High)

- Students with Disabilities (40.6.% Chronically Absent, Increased 10.6%, n= 32)
- Hispanic (29.5% Chronically Absent, Increased 1.3%, n= 193)

Nordstrom Elementary

English Learner Progress Indicator (Red - Very Low)

- English Learners (35.3% Making Progress, Declined 27.2%, N = 34)

Academic Indicator - ELA (Red - Very Low)

- Students with Disabilities (81.5 Points Below Standard, Declined 6.6 points, n= 36)

Chronic Absenteeism Indicator (Red - High to Very High)

- English Learners (30.1% Chronically Absent, Increased 2.6%, n= 73)
- Socioeconomically Disadvantaged (37.2 % Chronically Absent, Increased 5.7%, n= 137)
- Students with Disabilities (28.2 % Chronically Absent, Increased 2.4%, n= 71)
- Hispanic (34.8 % Chronically Absent, Increased 10.2%, n= 210)
- White (17.5 % Chronically Absent, Increased 7.3%, n= 212)
- Two or More Races (23.5 % Chronically Absent, Increased 9.9%, n= 102)

P.A. Walsh STEAM Academy

Academic Indicator - ELA (Red - Very Low)

- English Learners (83.8 Points Below Standard, Declined 24.2 points, n= 89)
- Homeless (76.4 Points Below Standard, Declined 4.6 points, n= 32)
- Socioeconomically Disadvantaged (87.4 Points Below Standard, Declined 30.2 points, n= 131)
- Students with Disabilities (128.3 Points Below Standard, Declined 52.1 points, n= 35)
- Hispanic (81.2 Points Below Standard, Declined 34.2 points, n= 141)

Academic Indicator - Math (Red - Very Low)

- Students with Disabilities (114.3 Points Below Standard, Declined 114.3 points, N=35)

Suspension Rate Indicator (Red - High to Very High)

- Students with Disabilities (15.2% Suspended at Least One Day, Increased 8.1%, n= 79)
- Socioeconomically Disadvantaged (4.3% Suspended at Least One Day, Increased 11.8%, n= 347)
- Hispanic (4.5% Suspended at Least One Day, Increased 2.9%, n= 232)

Chronic Absenteeism Indicator (Red - High to Very High)

- Homeless (53.9% Chronically Absent, Increased 3.1%, n= 102)
- Students with Disabilities (40.3% Chronically Absent, Increased 6.4%, n= 77)
- Hispanic (37.0 % Chronically Absent, Increased 2%, n= 338)

Paradise Valley Engineering Academy

Chronic Absenteeism Indicator (Red - High to Very High)

- English Learners (43.8% Chronically Absent, Increased 7.6%, n= 48)
- Socioeconomically Disadvantaged (38.7% Chronically Absent, Increased 0.8%, n= 48)
- Students with Disabilities (44.4% Chronically Absent, Increased 4.2%, n= 72)
- Hispanic (35.9.% Chronically Absent, Increased 1.4%, n= 156)

San Martin/Gwinn Environmental Science Academy

Academic Indicator - ELA (Red - Very Low)

- Students with Disabilities (115.6 Points Below Standard, Declined 10.9 points, n= 65)

Academic Indicator - Math (Red - Very Low)

- English Learners (116.2 Points Below Standard, Declined 2.6 points, N= 202)
- Students with Disabilities (153.1 Points Below Standard, Declined 16 points, n= 65)

Suspension Rate Indicator (Red - High to Very High)

- English Learners (6.1% Suspended at Least One Day, Increased 1.6%, n= 293)
- Homeless (9.3% Suspended at Least One Day, Increased 1.9%, n= 140)
- Socioeconomically Disadvantaged (6.7% Suspended at Least One Day, Increased 1.9%, n= 461)
- Students with Disabilities (7.3% Suspended at Least One Day, Increased 2.6%, n= 109)

Britton Middle School

Academic Indicator - ELA (Red - Very Low)

- English Learners (115 Points Below Standard, Declined 36.2 points, n= 147)
- Homeless (112.2 Points Below Standard, Declined 27.5 points, n= 52)
- Socioeconomically Disadvantaged (92.2 Points Below Standard, Declined 26.7 points, n= 291)
- Students with Disabilities (148.7 Points Below Standard, Declined 12.5 points, n= 90)
- Hispanic (77.5 Points Below Standard, Declined 18.6 points, n= 357)

Academic Indicator - Math (Red - Very Low)

- English Learners (148.6 Points Below Standard, Declined 18.7 points, n= 147)
- Socioeconomically Disadvantaged (123.9 Points Below Standard, Declined 8.4 points, n= 290)
- Students with Disabilities (187.7 Points Below Standard, Declined 9.2 points, n= 89)
- Hispanic (107.9 Points Below Standard, Declined 6.3 points, n= 356)

Suspension Rate Indicator (Red - High to Very High)

- English Learners (23.1% Suspended at Least One Day, Increased 14%, n= 134)
- Socioeconomically Disadvantaged (19.6% Suspended at Least One Day, Increased 7.6%, n= 326)
- Students with Disabilities (18.1% Suspended at Least One Day, Increased 7.8%, n= 94)
- Hispanic (16.5% Suspended at Least One Day, Increased 7.4%, n= 389)
- White (13.4% Suspended at Least One Day, Increased 5.5%, n= 134)

Chronic Absenteeism Indicator (Red - High to Very High)

- Homeless (53.9% Chronically Absent, Increased 3.1%, n= 102)
- Students with Disabilities (40.3% Chronically Absent, Increased 6.4%, n= 77)
- Hispanic (37.0 % Chronically Absent, Increased 2%, n= 338)

Martin Murphy Middle School

Academic Indicator - ELA (Red - Very Low)

- English Learners (93 Points Below Standard, Declined 5.6 points, n= 99)
- Homeless (98.8 Points Below Standard, Declined 2.2 points, n= 46)
- Socioeconomically Disadvantaged (73.3 Points Below Standard, Declined 4.2 points, n= 215)
- Students with Disabilities (131.1 Points Below Standard, Declined 18 points, n= 81)
- Hispanic (74 Points Below Standard, Declined 8.8 points, n= 273)

Academic Indicator - Math (Red - Very Low)

- English Learners (151.7 Points Below Standard, Declined 13.4 points, n= 98)
- Students with Disabilities (179.6 Points Below Standard, Declined 1 point, n= 81)

Suspension Rate Indicator (Red - High to Very High)

- English Learners (21.9% Suspended at Least One Day, Increased 2.8%, n= 96)
- Homeless Youth (25.8% Suspended at Least One Day, Increased 10.1%, n= 62)
- Socioeconomically Disadvantaged (19.2% Suspended at Least One Day, Increased 1.6%, n= 261)
- Students with Disabilities (20.6% Suspended at Least One Day, Increased 3.1%, n= 97)
- Hispanic (16.3% Suspended at Least One Day, Increased 2.6%, n= 319)

Chronic Absenteeism Indicator (Red - High to Very High)

- English Learners (38.3% Chronically Absent, Increased 3.6%, n= 94)
- Socioeconomically Disadvantaged (43.3% Chronically Absent, Increased 2.6%, n= 256)
- Hispanic (36.3 % Chronically Absent, Increased 3.5%, n= 314)
- Two or More Races (27.0 % Chronically Absent, Increased 0.1%, n= 37)

Live Oak High School

English Learner Progress Indicator (Red - Very Low)

- English Learners (21.7% Making Progress, Declined 25.5%, N = 152)

Academic Indicator - ELA (Red - Very Low)

- Socioeconomically Disadvantaged (50.2 Points Below Standard, Declined 5.2 points, n= 99)
- Hispanic (46.2 Points Below Standard, Declined 23 points, n= 151)

Academic Indicator - Math (Red - Very Low)

- Socioeconomically Disadvantaged (144.3 Points Below Standard, Declined 27.8 points, n= 98)
- Hispanic (145.2 Points Below Standard, Declined 38.4 points, n= 150)

Suspension Rate Indicator (Red - High to Very High)

- English Learners (20.1% Suspended at Least One Day, Increased 3.9%, n= 194)
- Socioeconomically Disadvantaged (13.3% Suspended at Least One Day, Increased 0.8%, n= 549)
- Students with Disabilities (14.7% Suspended at Least One Day, Increased 0.1%, n= 177)
- Hispanic (10.7% Suspended at Least One Day, Increased 0.1%, n= 786)

Central High School

Graduation Rate Indicator (Red - Low to Very Low)

- Socioeconomically Disadvantaged (63.6% Graduated, Declined 11.4%, n = 55)
- Hispanic (67.9% Graduated, Declined 6%, N = 56)

MHUSD recognizes the need for significant improvement in student outcomes. To address this, the district has implemented targeted goals, actions, and metrics that directly address the data's findings. These efforts prioritize supporting student groups scoring in the lowest performance bands. Additionally, some growth areas are highlighted below.

Barrett Elementary saw an overall improvement in math, with notable gains among English Learners, socioeconomically disadvantaged, and Hispanic students, though students with disabilities declined significantly. Los Paseos Elementary made significant improvements in English Learner progress, ELA, and math despite a slight decline for English Learners in math. Nordstrom Elementary exited ATSI with a notable increase in math scores for students with disabilities despite a decline in ELA. San Martin/Gwinn Environmental Science Academy improved

in ELA and math overall and for most student groups, though students with disabilities saw a decline. Martin Murphy Middle achieved a significant increase in English Learner progress. Ann Sobrato High showed strong performance in English Learner progress and ELA, with substantial gains in several student groups, and maintained or improved math across various student groups.

Between the 2022-23 and 2023-24 school years, four Morgan Hill Unified School District (MHUSD) schools exited Additional Targeted Support and Improvement (ATSI) status by improving student outcomes as measured by the California School Dashboard. Ann Sobrato High School enhanced outcomes for English Learners, El Toro Health Science Academy improved outcomes for students identified with two or more races, Jackson Academy of Math and Music saw gains for Asian American students and students with disabilities, and Nordstrom Elementary bettered outcomes for students with disabilities. These schools implemented targeted strategies and supports, reflecting their commitment to equity and excellence in education for their ATSI-identified populations. Despite the challenges, MHUSD's graduation rate is a notable strength, with 92.8% of students graduating. This high graduation rate reflects positively on the MHUSD's efforts to support student persistence and completion of high school.

Reflections: Technical Assistance

As applicable, a summary of the work underway as part of technical assistance.

Differentiated Assistance (DA) is a process designed to provide targeted support and intervention to districts requiring additional assistance to improve student outcomes. Based on the 2023 California Schools Dashboard, MHUSD has been identified for DA in the following areas: African American (Chronic Absenteeism, Suspension), English Learners (Academics, Suspensions), Homeless Youth (Academics, Suspensions), Students with Disabilities (Academics, Suspensions, College/Career). Through the DA process, the MHUSD team completed a needs assessment to identify specific areas of strength and areas needing improvement. This assessment included analyzing student achievement data and survey data.

Root Cause Analyses

The team identified multiple potential causes when conducting a root cause analysis regarding the 26.5% of students who are chronically absent. Some possible factors that contribute to chronic absenteeism include student behaviors leading to suspension, the need for additional staff training on the truancy process, student physical and mental health needs, the student's personal relationship with academics and peers, the need to strengthen family engagement, and the impact of transporting students to school.

When conducting a root cause analysis with respect to 10% of students with disabilities being suspended, multiple potential causes were identified by the team. Some possible factors that contribute to the suspension of students with disabilities include the need to identify other means of correction for discipline, professional development to adjust staff mindset around the abilities of students with disabilities, the need for student training on pro-social skills, increased knowledge of students with disabilities, and more professional development on inclusive practices.

The team identified multiple potential causes of students' inadequate progress in mathematics when conducting a root-cause analysis. Some possible factors that contribute to this lack of progress include the need for professional development in mathematics instruction and structured interventions, as well as the strengthening of student and teacher self-efficacy in mathematics.

Plans to Respond to Root Cause Analyses

Based on the needs assessment, MHUSD has developed improvement plans outlining strategies and actions to address identified areas of improvement. Throughout the implementation of the improvement plan, district data is regularly monitored to track progress and identify any challenges or barriers to success. This monitoring may involve analyzing student data, conducting classroom observations, and reviewing the implementation of instructional strategies.

Plan to Respond to Chronic Absenteeism

To respond to the analysis of chronic absenteeism, MHUSD has implemented initiatives around early identification and intervention, family community and engagement, student support services, incentive programs, professional development, and data-driven decision-making. MHUSD has implemented an early warning system to identify students at risk of chronic absenteeism. This system allows staff to intervene with personalized student and family support plans promptly. MHUSD has also improved the truancy process to be more restorative and intervene with support earlier. MHUSD staff are enhancing outreach efforts to engage families and the community. This involves regular communication with parents about the importance of consistent school attendance and providing resources to help overcome barriers such as transportation and health issues. School sites are also adding communication about attendance to their newsletters, parent meetings, and student conferences. Staff are also increasing the number of home visits to help build positive relationships with families and create a stronger home-to-school connection. MHUSD has increased access to student support services, including counseling and mental health resources. Wellness Counselors, academic counselors, and other community-based partnerships are actively involved in addressing the underlying issues that contribute to absenteeism, such as anxiety, depression, and other social-emotional challenges. MHUSD has introduced incentive programs that recognize and reward students for improved attendance to encourage regular attendance. These programs aim to create a positive school culture that celebrates regular attendance. Staff across the district receive professional development focused on identifying and addressing chronic absenteeism. This training equips teachers, administrators, and support staff with the skills and strategies to support students effectively. The CARE team has created SMART goals to increase attendance for McKinney Vento students and is doing professional development with staff around the needs of this student population. Staff are leveraging data to track attendance patterns and measure the effectiveness of interventions. Regular data reviews allow staff to adjust strategies and ensure they meet students' needs. District staff are meeting with site administration to review data and go over students who are on the "cusp" to help create plans to increase attendance and meet families' areas of need. In addition, staff are meeting with district leadership across departments to increase understanding and leverage their expertise around supporting students' attendance from various viewpoints, including nutrition, transportation, and facilities. Through these targeted efforts, MHUSD is committed to reducing chronic absenteeism and ensuring that all students have the opportunity to succeed academically and thrive within our school community.

Plan to Respond to Suspension

To respond to the suspension analysis, MHUSD has implemented initiatives around restorative practices, positive behavioral interventions and support (PBIS), professional development, student support services, family and community engagement, and data-driven decision-making. MHUSD is implementing restorative justice practices to address the root causes of behavioral issues and promote a positive school climate. These practices focus on repairing harm, building relationships, and fostering community among students and staff. In addition, staff are working with our TK-5 and TK-8 sites to implement the Social Emotional Curriculum that focuses on developing the five Collaborative for Academic, Social, and Emotional Learning (CASEL) developmental competencies. MHUSD enhances PBIS frameworks across all schools. PBIS focuses on proactive strategies for defining, teaching, and supporting appropriate student behaviors to create positive school

environments. All school sites this year had to be at Universal/Tier 1 in their Tiered Fidelity Inventory (TFI) for PBIS and work with their culture and climate teams on their action plans to reduce referrals and major offenses (suspensions). MHUSD provides ongoing professional development for staff on effective classroom management, de-escalation techniques, and culturally responsive practices. This training equips teachers and administrators with the skills to handle disciplinary issues constructively. Wellness Counselors and support staff are crucial in addressing students' social-emotional needs. By providing counseling, mentorship, and other support services, staff aim to reduce incidents that lead to suspensions. MHUSD is strengthening partnerships with families and community organizations to create a supportive student network. Engaging families in the disciplinary process and providing them with resources helps address behavioral issues more effectively. MHUSD utilizes data to monitor suspension rates and evaluate the effectiveness of interventions. Regular data reviews enable staff to make informed decisions and adjust strategies to support students better. This year, staff implemented the Multi-Disciplinary Team, Targeted/Tier 3 support for sites to get support for students who have exhibited continued at-risk behaviors or may need a higher level of care/support. Through these initiatives, MHUSD is committed to reducing suspension rates and fostering a safe, inclusive, and supportive learning environment for all students. By addressing disciplinary issues holistically, we aim to enhance student well-being and academic success.

Plan to Respond to Mathematics

To respond to the analysis of students not making adequate gains in mathematics, MHUSD has worked with teachers and leadership at each school level. At the elementary level, two schools have been identified to participate in the P-3 Collaborative Pre-K to 3 Coherence Collaboration (P3CC) during the 2024-25 school year. This collaboration with California Education Partners is a three-year cohort process during which the learnings at the initial two schools will expand to encompass all MHUSD elementary schools. At the middle school level, the District Math Teacher on Special Assignment (TOSA) has conducted a book study on Building Thinking Classrooms in Mathematics supported by facilitated conversations, collaborative planning, and coaching opportunities. At the high school level, the District Math TOSA and District English Language Development TOSA collaborated with the Integrated Math I teachers to identify ways to strengthen access to instruction for students identified as English Learners supported by facilitated conversations, collaborative planning, and classroom visit feedback. At the district-wide level, MHUSD has begun a partnership with the Silicon Valley Mathematics Initiative (SVMI) to learn more about the newly adopted California Mathematics Framework to better understand the best practices in how mathematics should be taught as well as to prepare for an upcoming mathematics curriculum adoption based on the timeline provided by the California Department of Education.

Plan to Respond to English Language Arts

To respond to the analysis of students not making adequate gains in English language arts, MHUSD has worked with teachers and leadership at each school level. Teachers have been trained in content-specific curricula for phonemic and phonological awareness at the elementary level. Elementary teachers also evaluated several supplemental phonics curricula for anticipated 2024-25 school year implementation. The Elementary Reading Intervention Teachers were also trained in multiple intervention strategies and curricula, including Orton-Gillingham and the University of Florida Literacy Institute (UFLI) Toolkit. At the elementary and middle school levels, the transition to iReady Reading has made student data and classroom-based intervention tools more accessible to teachers for a more timely response to students' needs. At the district-wide level, MHUSD has begun a partnership with Greenfield Learning to learn more about the science of reading and the research behind how students learn to read across the TK-12 system to develop a district-wide literacy plan.

Plan to Engage Families and the Community

MHUSD prioritizes support for families with students identified as English Learners (EL) and Socio-economically Disadvantaged (SED) through its Family & Community Engagement (FACE) initiatives. These initiatives aim to bridge gaps in understanding and foster effective partnerships between parents/guardians, the school district, and community partners. Key strategies include collaborating with organizations like the California Association of Bilingual Educators (CABE), the Parent Institute for Quality Education (PIQE), and local community-based organizations that provide an array of parent education opportunities and services. Bilingual Community Liaisons at each school site will provide outreach and support, focusing on families with students identified as EL and SED. The FACE Center, established in 2023, serves as a central hub offering services such as Parent University, resource fairs, and healthcare services. It aims to provide a welcoming space for families to access support and resources tailored to their needs. The long-term vision for the FACE Center is to expand its services and become a comprehensive hub for fostering connections between families, schools, and the community. Ongoing efforts include providing parent education programs, including English as a Second Language, Basic Computer Literacy, parenting classes, and leadership training, hosting Coffee Chats with the superintendent and site leaders, facilitating Roundtable meetings, and establishing Parent Advisory Committees to gather family input and feedback. These initiatives are designed to empower families, strengthen partnerships, and create a nurturing educational environment where all students can thrive.

Based on ongoing monitoring and evaluation, adjustments to the improvement plans may be made as needed to ensure they remain responsive to the evolving needs of the school community. This iterative process allows schools to refine their strategies and interventions for maximum impact continuously.

Comprehensive Support and Improvement

An LEA with a school or schools eligible for comprehensive support and improvement must respond to the following prompts.

Schools Identified

A list of the schools in the LEA that are eligible for comprehensive support and improvement.

Central High School

Support for Identified Schools

A description of how the LEA has or will support its eligible schools in developing comprehensive support and improvement plans.

Central High School offers a supportive and individualized learning environment for students who seek a different path to achieve their academic goals. Central High understands that success looks different for every student, and the school caters to those who may have previously struggled in a traditional comprehensive high school setting. The program is designed for students facing challenges like credit deficiencies, chronic absenteeism, or needing a more personalized educational approach.

Through 1:1 mentoring/coaching, individualized learning plans, and academic and social-emotional counseling, Central provides the structure and stability for student success. The site has a full-time counselor and is served by members of the district's Wellness team. Additionally, Central provides vital interventions to address students' well-being through its PBIS program.

Central High School focuses on attendance, social-emotional well-being, and academic progress to equip students with the tools they need to graduate and pursue their college and career aspirations.

The School Site Council and the English Learner Advisory Committee meet regularly to provide valuable feedback on its programs, services, and the Comprehensive Support and Improvement Plan, ensuring a commitment to continuous improvement.

Monitoring and Evaluating Effectiveness

A description of how the LEA will monitor and evaluate the plan to support student and school improvement.

Central High School is committed to continuous improvement through a data-driven approach. Central will monitor the effectiveness of its Comprehensive Support and Improvement (CSI) Plan by analyzing multiple data points, including graduation rates, attendance patterns, chronic absenteeism rates, student surveys, Positive Behavioral Interventions and Supports (PBIS) data, and Social-Emotional Learning (SEL) survey data.

This comprehensive assessment will be conducted regularly to ensure the plan's successful implementation and identify areas for improvement. Central High School's Site Plan for Student Achievement serves as a roadmap, outlining our specific goals, action steps, and metrics for success.

Engaging Educational Partners

A summary of the process used to engage educational partners in the development of the LCAP.

School districts and county offices of education must, at a minimum, consult with teachers, principals, administrators, other school personnel, local bargaining units, parents, and students in the development of the LCAP.

Charter schools must, at a minimum, consult with teachers, principals, administrators, other school personnel, parents, and students in the development of the LCAP.

An LEA receiving Equity Multiplier funds must also consult with educational partners at schools generating Equity Multiplier funds in the development of the LCAP, specifically, in the development of the required focus goal for each applicable school.

Educational Partner(s)	Process for Engagement
Parents, Families, Staff and Community Members	<p>MHUSD hosted three Districtwide LCAP Community Forums that took place on November 28, January 30, and March 14. Following a brief presentation, attendees participated in a guided yet collaborative discussion where they provided input to help develop the District's future LCAP goals. Participants provided feedback on their experiences with District programs, services, and supports, identified areas of strength and growth, and ways we can improve. Attendees at these forums included parents, certificated and classified staff, labor partners, and community members. In total, 106 people attended the LCAP Community Forums. Attendees were also encouraged to complete the LCAP online survey. 471 parents, 294 staff, and 19 community-at-large members completed the LCAP online survey.</p>
School Site Councils	<p>The Educational Services Team attended each of the district's thirteen (13) School Site Councils (SSC) to present the LCAP process and solicit their input and feedback on this year's LCAP. School Site Council members were encouraged to provide feedback. The input and feedback from the meetings were compiled and reviewed. parents on the School Site Council attended the presentations about the Local Control and Accountability Plan.</p> <p>School Site Council Members were invited to participate in the LCAP Community Forums and complete the LCAP online survey.</p>

English Learner Advisory Committees	The Educational Services Team attended each of the district's thirteen (13) English Learner Advisory Committee (ELAC) meetings to present in Spanish the LCAP process, goals, and actions and solicit their input and feedback. ELAC members were encouraged to provide feedback. Input and feedback were captured during the meetings and compiled into a district document. ELAC parents attended the presentations about the Local Control and Accountability Plan. ELAC Members were invited to participate in the LCAP Community Forums and complete the LCAP online survey.
District English Learner Advisory Committee	The LCAP was shared with the District English Learner Advisory Committee (DELAC) on December 11, January 29, February 26, March 25, and April 29 for input and feedback. The DELAC comprises members from each school in the district and specific district staff responsible for English Learner programs and services. One of our Trustees serves on the DELAC committee. DELAC members reviewed each current LCAP goal (including actions and metrics) and provided input and feedback into developing the new LCAP goals and actions. Input and feedback were captured during the meetings and compiled into a district document. DELAC members were also encouraged to complete the LCAP online survey. DELAC members provide invaluable input and insights on the needs of our English Learners and strategies for fostering family and community engagement.
District Leadership Team	The district presented the LCAP and administered the LCAP survey to all administrators between November 2023- April 2024. There were four survey completion windows. Administrators were also asked to provide input on LCAP goals and feedback on actions from the current 2023-2024 LCAP.
Students	District and site support staff, including CARE, Wellness, and Academic Counselors, facilitated discussions with students in high school and middle schools on March 3rd, March 7th, May 15th, May 17th, May 29th, and May 30th to evaluate strengths and identify areas for improvement related to LCAP goals. The administration and staff selected diverse students representing their campus communities. 50 high school students and 65 middle school students participated in these discussions. The input and feedback from the meetings were compiled and reviewed. Students were invited to participate in the

	LCAP Community Forums and complete the LCAP online survey. 2,092 students, grades 5-12, completed the LCAP survey.
Certificated and Classified Staff	Certificated and classified staff were invited to attend the LCAP Community Forums and provide feedback regarding this year's LCAP. Feedback was also solicited through the LCAP survey, which was shared with all certificated and classified staff via various methods, including Parent Square, school bulletins, and the Educational Services Department bimonthly letter sent to all district employees. 294 staff members completed the LCAP online survey.
SELPA Director	SELPA Director met with the LCAP team on April 29, 2024 to review the draft LCAP and provided input and feedback related to students with Disabilities.
District Roundtable	The District Roundtable is a quarterly meeting held at the district office; it is a collaborative meeting that includes Educational Services personnel, the Superintendent, members of the Board, administrators from each school site, and site-elected parents such as school site council members, booster club members, and home and school club members. These meetings aim to update attendees on district developments, gather feedback on challenges and initiatives, discuss the Local Control and Accountability Plan (LCAP), and provide an opportunity for celebrating successes and fostering collaboration among school sites. The Educational Services Team presented the LCAP goals at the Roundtable meetings on October 9th, October 10th, February 13th, and May 14th. The input and feedback from the meetings were compiled and reviewed. Round Table members were invited to participate in the LCAP Community Forums and complete the LCAP online survey.
Administrators	Administrators participated in the District Round Table discussions, attended the LCAP community forums, and participated in the LCAP advisory committee. The input and feedback from the meetings were compiled and reviewed, and they were invited to participate in the online LCAP survey.
Community-Based Organizations	The Educational Services Team attended community-based partner collaborative meetings on March 4th and March 21st to present the LCAP process and solicit their input and feedback on this year's LCAP. Community-based partners in attendance were the Boys and Girls Club, YMCA, Youth Alliance, Santa Clara Behavioral Health, Social Services, The City of Morgan Hill, Discovery Counseling, and

	Rebekah Children’s Services. The input and feedback from the meetings were compiled and reviewed. Community-based partners were invited to participate in the LCAP Community Forums and complete the LCAP online survey.
LCAP Advisory Committee	The LCAP Advisory Committee includes students, staff, community members, and parents. The LCAP Advisory Committee is facilitated by the Assistant Superintendent of Educational Services, including district leadership, and has over 40 members representing key educational partner groups, parent leaders, parents of students with disabilities, certificated and classified staff, site administration, and high school student representatives. The LCAP Advisory Committee met via Zoom on January 17, February 13, March 26, April 24, and May 28 to provide input and feedback on the LCAP. The LCAP Advisory Committee reviewed the progress on current LCAP goals/actions (including reviewing the LCAP Mid-Year Update) and accompanying district metrics, reviewed the responses from the online LCAP survey, and provided input into developing the new LCAP goals, actions, and metrics.
Public Comment on the Draft LCAP	The district posted the draft LCAP on the district's website beginning on May 30 and continuing through June 13. This included the public hearing on the LCAP on June 4, 2024. The public had the option of completing a survey form to provide feedback. The survey information was downloaded and placed into a spreadsheet the Educational Services Team reviewed.

A description of how the adopted LCAP was influenced by the feedback provided by educational partners.

As stated above, the district solicited input on developing the new LCAP goals, actions, metrics, and investments through a robust set of multiple engagements with various committees and groups, an LCAP input survey with 2876 respondents, and public comments on the posted draft LCAP. These community inputs were carefully reviewed and considered as the new LCAP was drafted.

Some of the key themes that emerged from the survey responses, as well as in the meetings with educational partners, influenced the creation of new, improved, or increased actions include the following:

1. Enhanced Curriculum and Literacy Support: Provide comprehensive professional development, curriculum materials, and additional staffing to support literacy, math alignment, and dual language instruction across TK-12. Implement early literacy initiatives and enhance district-wide prekindergarten and literacy programs, focusing on English learners, foster youth, students with disabilities, and socio-economically disadvantaged students to ensure cohesive and effective education for all.

2. Expanded Program Supports and Targeted Academic Initiatives: Enhance summer and intersession programming, independent study options, and technology support while providing resources for migrant students and site-specific initiatives.
3. Comprehensive Tutoring and Career-Technical Education: Establish comprehensive tutoring supports, college and career readiness resources, and transition programs. More professional development and resources for Career and Technical Education (CTE) and AP Capstone programs are needed to ensure equitable access to all students' advanced academic and career opportunities.
4. Enhanced English Language Development Support: Support math ELD instruction, provide instructional coaching, and lead professional development. Increase staffing and training for EL students, including temporary ELPAC Testing Administrators, stipends for EL Facilitators, and comprehensive ELD curriculum support, ensuring successful reclassification and monitoring of EL students.
5. Inclusive Education and Special Education Support: Develop an Inclusive Framework with a steering committee and enhance support with professional development in behavior de-escalation and crisis intervention for special education staff. Increase staffing and training, adding classified staff for middle school co-teaching, state-funded inclusion teachers, and paraprofessionals for preschool students, ensuring comprehensive support for students with disabilities in academic and behavioral needs.
6. Strengthened Family and Community Engagement: Implement and enhance Bilingual Community Liaisons at each school to support English Learner (EL) students and their families with outreach, interpretation, and translation services. Enhance the Family and Community Engagement Center and the Bilingual Family and Community Engagement Lead to organize activities, provide resources, and foster an inclusive environment. Improve communication and offer educational programs for parents.
7. Enhanced Support, Engagement, and School Climate: Provide more support systems with professional development, mental health services, and social-emotional learning support to address students' needs. Implement restorative practices and crisis intervention. Improve school climate through climate and culture surveys, alternative placements for expelled youth, school safety measures, and collaborative efforts with community organizations to foster engagement, reduce absenteeism, and enhance student well-being.
8. Comprehensive Mental Health and Wellness Support: Establish and enhance wellness centers and spaces supported by professional development, stipends, and materials. Licensed mental health professionals provide school-based support to address social-emotional needs.

Goals and Actions

Goal

Goal #	Description	Type of Goal
1	Prepare all students for college, career, and civic life through equitable, high-quality, inclusive instruction.	Broad Goal

State Priorities addressed by this goal.

<p>Priority 1: Basic (Conditions of Learning)</p> <p>Priority 2: State Standards (Conditions of Learning)</p> <p>Priority 4: Pupil Achievement (Pupil Outcomes)</p> <p>Priority 7: Course Access (Conditions of Learning)</p> <p>Priority 8: Other Pupil Outcomes (Pupil Outcomes)</p>
--

An explanation of why the LEA has developed this goal.

MHUSD analyzed local and state data alongside input from educational partner groups. This process identified areas where student achievement needed improvement, particularly in eliminating disparities based on socioeconomic status, disability, or language proficiency. College and career readiness, especially for different student groups, also emerged as a critical focus area. Goal 1 embodies MHUSD's commitment to equity, inclusion, and high-quality instruction. We will address student needs and achievement through targeted interventions, multi-tiered systems of support, and professional development, as well as ensure consistent program implementation across the district. By prioritizing these readiness outcomes, MHUSD aims to equip all students with the knowledge, skills, and competencies needed to thrive in higher education, future careers, and as active citizens.
(State Priorities 1, 2, 4, 7, 8)

Measuring and Reporting Results

Metric #	Metric	Baseline	Year 1 Outcome	Year 2 Outcome	Target for Year 3 Outcome	Current Difference from Baseline
1.1	Basic Services: Teachers appropriately assigned & fully credentialed (Fully Credentialed, Misassigned, Without Full Credentials)	2023-24 Full Credential: Pending Misassigned: Pending Without: Pending			2026-27 Full Credential: Pending - TBD Misassigned: Pending - TBD Without: Pending - TBD	

1.2	Basic Services: William's Act (Compliance, Standards, Aligned Instructional Materials)	2023-24 Audit Complaints Qualified Teachers Passed Instructional Materials Passed			2026-27 Audit Complaints Qualified Teachers Passed Instructional Materials Passed	
1.3	Basic Services: School Facilities in Good Repair	2023-24 Audit Complaints Safe Facilities Passed			Maintain passing audit and no compliance complaints	
1.4	Course Access: Local Metrics (CA School Dashboard)	CA School Dashboard 2023: Local Metrics Met			Maintain status of Local Metric Met for the CA School Dashboard	
1.5	Pupil Achievement: iReady Reading Assessment Grades K to 8 Overall (iReady Assessment)	2023-24 Diagnostic #3 Mid or Above Grade Level: 33% / 1437 Early On Grade Level: 17% / 771 One Grade Level Below: 26% / 1150 Two Grade Levels Below: 10% / 424 Three or More Grade Levels Below: 14% / 626 28% / 1024 of students scored at or above grade level on Diagnostic #1			2026-27 Diagnostic #3 Mid or Above Grade Level: 76% Early On Grade Level: 24% One Grade Level Below: 0% Two Grade Levels Below: 0% Three or More Grade Levels Below: 0%	

		<p>47% / 1785 of students scored at or above grade level on Diagnostic #3</p> <p>74% increase in students scoring at or above grade level over the course of the year</p>				
1.6	<p>Pupil Achievement: iReady Math Assessment Grades K to 8 Overall (iReady Assessment)</p>	<p>2023-24 Diagnostic #3 Mid or Above Grade Level: 22% / 894 Early On Grade Level: 19% / 770 One Grade Level Below: 33% / 1315 students) Two Grade Levels Below: 11% / 454 Three or More Grade Levels Below: 14% / 536</p> <p>15% / 605 of students scored at or above grade level on Diagnostic #1</p> <p>41% / 1,664 of students scored at or above grade level on Diagnostic #3</p> <p>175% increase in students scoring at or above grade level over the course of the year</p>			<p>2026-27 Diagnostic #3 Mid or Above Grade Level: 74% Early On Grade Level: 25% One Grade Level Below: 0% Two Grade Levels Below: 0% Three or More Grade Levels Below: 0%</p>	

1.7	Pupil Achievement: NWEA MAP 9-1 Reading and Math Avg RIT Scores by Grade Level	2023-24 Reading Winter Avg RIT Scores 9: 217 10: 220 11: 221 Math Winter Avg RIT Scores 9: 230 10: 234 11: 231			Grade Level RIT Scores Reading 9: 220.52 10: 222.91 11: 224.64 Math - maintain and grow RIT scores 9: 228.67 10: 231.21 11: 233.49	
1.8	Pupil Achievement: High School High School Graduation Rates (Cohort) Seal of Biliteracy Golden State Seal UC/CSU a-g College Entrance Requirements CTE Pathway Completers (Seniors) UC/CSU a-g Requirements and CTE Pathway Completion (Seniors) College & Career Readiness Indicator	Class of 2023: High School Graduation Rate: 92.8% Seal of Biliteracy: 12.5%* Golden State Seal: 35.5%* UC/CSU a-g College Entrance Requirements: 55.1% CTE Pathway Completers: 281 UC/CSU a-g Requirements & CTE Completers: 18.8% College & Career Readiness Indicator: Medium Status			2026-27 High School Graduation Rate: 95% Seal of Biliteracy: 25% Golden State Seal: 50% UC/CSU a-g College Entrance Requirements: 65% CTE Pathway Completers: 350 UC/CSU a-g Requirements & CTE Completers: 25%	

	(DataQuest; internal data monitoring)	*Internal calculation due to discrepancies in DataQuest			College & Career Readiness Indicator: Green	
--	---------------------------------------	---	--	--	---	--

Goal Analysis [2023-24]

An analysis of how this goal was carried out in the previous year.

A description of overall implementation, including any substantive differences in planned actions and actual implementation of these actions, and any relevant challenges and successes experienced with implementation.

Not Applicable

An explanation of material differences between Budgeted Expenditures and Estimated Actual Expenditures and/or Planned Percentages of Improved Services and Estimated Actual Percentages of Improved Services.

Not Applicable

A description of the effectiveness or ineffectiveness of the specific actions to date in making progress toward the goal.

Not Applicable

A description of any changes made to the planned goal, metrics, target outcomes, or actions for the coming year that resulted from reflections on prior practice.

Not Applicable

Actions

Action #	Title	Description	Total Funds	Contributing
1.1	TK-12 Comprehensive Literacy - Development of a comprehensive literacy plan to improve literacy	Professional development, release time, stipends, extra hours, and materials related to the development and implementation of the TK-12 Comprehensive Literacy Plan to build capacity and improve student learning and achievement in literacy, with a focus on English Learners and other historically underserved students. (LCFF Supplemental)	\$49,325.00	Yes

	outcomes for all students, focusing on English Learners, Homeless Youth, Socioeconomically Disadvantaged, and Students with Disabilities (CA Dashboard).			
1.2	TK-12 Math Alignment- District-wide mathematics professional development and alignment to improve student outcomes, focusing on English Learners, Homeless Youth, Socioeconomically Disadvantaged, and Students with Disabilities (CA Dashboard).	Professional development, release time, stipends, extra hours, and materials related to the development and implementation of TK-12 Math Alignment (LCFF Supplemental)	\$37,990.00	Yes
1.3	Dual Language Immersion (DLI) Program Development and Alignment - The alignment of the dual-language program district-wide to improve outcomes for all students, with a focus on English Learners, Socioeconomically Disadvantaged, and Students with	Professional development, release time, stipends, extra hours, and materials related to the development and implementation of the TK-12 DLI Program (e.g. CAFE professional development, etc.) (LCFF Supplemental)	\$25,800.00	Yes

	Disabilities (CA Dashboard).			
1.4	Base Instructional Program - Provide access to the core instructional program for all students focusing on English Learners, Homeless, and Students with Disabilities (Differentiated Assistance - Academics).	Maintenance of instructional materials, supplies, and program licenses for the base instructional program (Restricted Lottery)	\$400,000.00	No
1.5	District-wide Assessments - Provide access to the core assessment program for instructional staff to provide data-informed instruction to all students, focusing on English Learners, Homeless, and Students with Disabilities (Differentiated Assistance - Academics).	Maintenance of materials, supplies, and program licenses for the district-wide assessment program (e.g., iReady, Literably, ESGI, DRDP, Pear Assessment, NWEA MAP, etc.) (Restricted Lottery and LCFF Supplemental)	\$320,209.81	Yes
1.6	Independent Study Program - Provide access to independent study for students who need an alternate pathway to access the instructional program.	Contracts, programs, licensing, and extra hours related to implementing the Independent Study Program to support students who need an alternate instructional pathway (e.g., Edmentum, Cyber High, etc.) (LCFF Supplemental)	\$310,715.00	Yes

1.7	Migrant Education Program & Staffing - Provide access to program supports and services for students identified as Migrant.	Program supports, services, and staffing to meet the needs of students identified as migrant (Migrant)	\$173,600.00	No
1.8	Fund School Plans for Student Achievement (SPSAs) - Provide resource allocation to meet the local needs of school sites based on the California School Dashboard and other metrics as outlined in the SPSAs.	School site resource allocation to meet the needs of unduplicated student enrollment percentages in order to ensure equitable support for unduplicated student needs as identified in the School Plans for Student Achievement (SPSAs) (LCFF Supplemental)	\$2,025,252.89	Yes
1.9	Expanded Learning Opportunities - Provide access to extended programming for all students with a focus on English Learners, Foster Youth, and Socioeconomically Disadvantaged.	Expanded programming to meet the needs of unduplicated students, including, but not limited to summer school programming and intersession programming, focusing on students identified as EL, FY, and SED. (ELOP)	\$384,532.00	No
1.10	Technology TOSA - Provide professional development, coaching, and evaluation of educational technology to improve student outcomes, focusing	Technology Teacher on Special Assignment to support district technology and innovation, provide instructional coaching, and lead district-level professional development to improve access and digital equity for EL, HY, SED, and FY student access to resources and programs. (Technology Funding)	\$175,857.73	No

	on English Learners, Homeless Youth, Socioeconomically Disadvantaged, and Foster Youth.			
1.11	Inventory Control - Ensure maintenance of and equitable access to instructional resources at all school sites for all students and staff.	Licenses and materials for library and instructional materials Inventory Control Program at the district office and all sites (e.g., Destiny/Follett Library System, Barcodes for non-consumables, etc.) (Restricted Lottery)	\$55,130.00	No
1.12	School Device Digital Security - Ensure student digital safety and equitable access to digital instructional resources at all school sites for all students and staff.	School digital device security software enables safe and monitored student digital equipment use at all sites (e.g., Go Guardian, Lightspeed, etc.) (LCFF Supplemental)	\$74,767.00	Yes
1.13	Data Monitoring Tools - Provide access to data monitoring tools for instructional staff to provide data-informed instruction to all students, focusing on English Learners, Homeless, and Students with Disabilities (Differentiated Assistance - Academics).	Data monitoring tools to provide student academic and performance data school and district-wide (e.g., DataZone, etc.) (LCFF Supplemental)	\$35,999.50	Yes

1.14	Curriculum and Assessment Professional Development - Provide professional development to instructional staff related to curriculum and assessment to improve student outcomes, focusing on English Learners, the Homeless, and Students with Disabilities (Differentiated Assistance - Academics).	Professional development, release time, extra hours, and materials related to district curriculum, instruction, and assessment tools (e.g., iReady, SBAC, instructional coaching, etc.) (LCFF Supplemental)	\$87,917.00	Yes
1.15	New Teacher Induction Support - Provide professional development for new teachers to improve student outcomes, focusing on English Learners, Homeless, and Students with Disabilities (Differentiated Assistance - Academics).	Access to a California Commission on Teacher Credentialing-accredited Induction program for new teachers, including two Induction Mentors and related materials (e.g., Santa Cruz/Silicon Valley New Teacher Project) (LCFF Base and Supplemental)	\$44,615.00	Yes
1.16	Teacher Professional Development - Provide professional development for teachers for District alignment of programs and services to improve	Professional development, release time, stipends, materials, and extra hours related to ongoing district-level professional development to improve EL, SED, and FY student access to resources and programs. (e.g., New Teacher Orientation, professional development with district TOSAs, etc.) (LCFF Supplemental)	\$78,372.00	Yes

	student outcomes, focusing on English Learners, Homeless, and Students with Disabilities (Differentiated Assistance - Academics).			
1.17	Program Oversight - Monitor the implementation of district programs to improve student outcomes, focusing on English Learners, Homeless, and Students with Disabilities (Differentiated Assistance - Academics).	Monitor the implementation and effectiveness of district programs, including professional development and classified staffing for equity initiatives focused on EL, SWD, FY, SED. (LCFF Supplemental)	\$163,063.44	Yes
1.18	Digital Programming Support - Provide professional development and licensing for digital programs to improve student outcomes, focusing on equity and access for English Learners, Homeless, and Students with Disabilities (Differentiated Assistance - Academics).	Professional development, release time, stipends, materials, program licensing, and extra hours related to the core and supplemental instructional program (e.g., Snap & Read, Gizmos, Positive Prevention Plus, etc.) (Restricted Lottery and LCFF Supplemental)	\$57,110.00	Yes

1.19	VAPA Plan Support - Provide professional development and access to resources to implement the VAPA Plan, focusing on English Learners, Homeless, and Students with Disabilities (Differentiated Assistance - Academics).	Curriculum, professional development, books, supplies, and release time for implementing the MHUSD VAPA Plan (LCFF Supplemental)	\$25,000.00	Yes
1.20	Multi-Tiered Systems of Support - The development of a comprehensive MTSS framework to improve academic, social-emotional, and behavioral outcomes for all students, with a focus on English Learners, Homeless Youth, and Students with Disabilities (CA Dashboard).	Professional development, release time, stipends, materials, and extra hours related to develop and refine the districtwide Multi-Tiered Systems of Support Plan. (LCFF Supplemental)	\$12,500.00	Yes

Goals and Actions

Goal

Goal #	Description	Type of Goal
Focus Goal 1.1	Elementary Academics: Improve literacy and math proficiency for all elementary students with a focus on closing the opportunity gap for students identified as English Learners, Students with Disabilities, Homeless and Foster Youth, and Socioeconomically Disadvantaged	Focus Goal

State Priorities addressed by this goal.

- Priority 2: State Standards (Conditions of Learning)
- Priority 4: Pupil Achievement (Pupil Outcomes)
- Priority 8: Other Pupil Outcomes (Pupil Outcomes)

An explanation of why the LEA has developed this goal.

MHUSD aimed to improve literacy and math proficiency for all elementary students, focusing on closing the opportunity gap for specific student groups in response to state and local data indicating disparities in academic achievement among different student populations. The data shows that historically marginalized or disadvantaged students face barriers that limit their access to high-quality instruction, rigorous curriculum, effective interventions, and other factors that support academic success. Closing the opportunity gap requires targeted efforts to provide these students equitable access to the resources and support they need to thrive academically. By specifically targeting English Learners, Students with Disabilities, Homeless and Foster Youth, and Socioeconomically Disadvantaged students, MHUSD acknowledges that these student populations face unique challenges that may contribute to lower academic achievement. These challenges may include language barriers, learning disabilities, housing instability, and lack of access to resources outside of school. By focusing on these specific student groups, MHUSD aims to address their unique needs and provide targeted support to help them succeed academically.

Through analysis of the 2022-23 SBAC/CAASPP data, the percentage of students meeting or exceeding standards in ELA and Math varied across third, fourth, and fifth grades. For ELA, third grade overall was at 36.77%, fourth grade at 40.71%, and fifth grade at 47.74%, with English Learners (EL) consistently performing higher than the overall percentage. In Math, third grade had 40.29% meeting or exceeding standards, fourth grade had 41.20%, and fifth grade had a lower rate at 31.43%, again with EL students often outperforming the overall percentages. Students with Disabilities (SWD) and Homeless Youth (HY) generally had lower performance across subjects and grades.

In the 2023-24 school year, Diagnostic #3 Reading results indicate that overall student performance decreases from Kindergarten to Fifth grade. Kindergarten had the highest percentage of students meeting reading standards at 76%, while Fifth grade had the lowest at 40%. English Learners (EL), Students with Disabilities (SWD), and Socioeconomically Disadvantaged (SED) students consistently performed below their grade-level peers across all grades, with EL students showing the most significant gaps, especially in higher grades. This trend highlights the need for targeted support for these student groups to improve reading proficiency. In the 2023-24 school year, Diagnostic #3 Math results show fluctuating performance across grades. Kindergarten had the highest percentage of students meeting math standards at 59%, with Students with Disabilities (SWD) also at 59%. First grade decreased by 41% overall, and second grade mirrored this at 42%

overall. Third, fourth, and fifth grades demonstrated similar percentages, with 45%, 48%, and 46% overall, respectively. English Learners (EL) consistently showed lower percentages across all grades, indicating a need for targeted support in math proficiency.

Literacy and math proficiency are foundational skills that are critical for academic success across all subject areas. By focusing on improving proficiency in these areas, MHUSD aims to ensure that all elementary students are equipped with the skills and knowledge they need to succeed in school and beyond. This includes providing high-quality instruction, targeted interventions, and additional support as needed to help students reach proficiency benchmarks.

Overall, the goal reflects a commitment to equity, inclusion, and excellence in education, driven by a data-driven understanding of the unique needs and challenges facing elementary students, particularly those from historically marginalized or disadvantaged backgrounds. By addressing these needs and closing the opportunity gap, MHUSD aims to create a more equitable and supportive learning environment where all students can achieve their full potential. (State Priorities: 2, 4, 8)

Measuring and Reporting Results

Metric #	Metric	Baseline	Year 1 Outcome	Year 2 Outcome	Target for Year 3 Outcome	Current Difference from Baseline
1.1.a	Pupil Achievement: Statewide Assessment SBAC in English Language Arts (ELA) and Mathematics: Grades 3-5 (SBAC Test Results at a Glance)	2022-23 ELA - met/exceeded standards Third Grade Overall: 36.77% EL: 41.11% SWD: 8.20% HY: 10.87% SED: 18.33% Fourth Grade Overall: 40.71% EL: 44.83% SWD: 17.57% HY: 21.42% SED: 25.00% Fifth Grade Overall: 47.74% EL: 53.48%			2026-27 ELA 3: 45% 4: 50% 5: 60% Math 3: 50% 4: 50% 5: 40% Including all student groups	

		<p>SWD: 16.88% HY: 30.00% SED: 29.96%</p> <p>Math - met/exceeded standards Third Grade Overall: 40.29% EL: 49.05% SWD: 8.20% HY: 17.02% SED: 21.20%</p> <p>Fourth Grade Overall: 41.20% EL: 46.46% SWD: 17.57% HY: 17.14% SED: 21.93%</p> <p>Fifth Grade Overall: 31.43% EL: 36.41% SWD: 14.28% HY: 11.43% SED: 14.98%</p>				
1.1.b	Pupil Achievement: Statewide Assessment SBAC on California Science Test (CAST): Grade 5 (SBAC Test Results at a Glance)	<p>2022-23 CAST: met/exceeded standards 5: 31.20% EL: 3.53% SWD: 7.89% HY: 15.94% SED: 15.91%</p>			2026-27 5: 45%	
1.1.c	Pupil Achievement:	<p>2022-23 4th Grade: 443.5 Mean Scale Score</p>			2026-27 4th Grade: 460 Mean Scale Score	

	California Spanish Assessment (CSA): Grades 3-5 (SBAC Test Results at a Glance)					
1.1.d	Pupil Achievement: iReady Reading Assessment: Grades K-5 Grade Level or Above (iReady Assessment)	<p>2023-24 Diagnostic #3 Results Reading</p> <p>Kindergarten Overall: 76% / 374 students EL: 53% / 48 SWD: 54% / 26 SED: 68% / 115</p> <p>First Grade Overall: 54% / 289 students EL: 23% / 26 SWD: 32% / 18 SED: 38% / 72</p> <p>Second Grade Overall: 54% / 274 students EL: 16% / 18 SWD: 25% / 25 SED: 36% / 67</p> <p>Third Grade Overall: 57% / 321 students EL: 30% / 35 SWD: 25% / 25 SED: 38% / 72</p> <p>Fourth Grade</p>			<p>2026-27 Diagnostic #3 Results Reading</p> <p>The long-term goal is that 100% of students for all grade levels and student groups will perform at grade level or above.</p> <p>The two goals for Spring 2027 are (1) that the Overall rate of students at or above grade level will increase by 10% annually and (2) student groups will increase by 20% annually.</p>	

		<p>Overall: 47% / 259 students EL: 13% / 17 SWD: 20% / 19 SED: 30% / 66</p> <p>Fifth Grade Overall: 40% / 204 students EL: 5% / 5 SWD: 18% / 17 SED: 23% / 42</p>				
1.1.e	<p>Pupil Achievement: iReady Math Assessment: Grades K-5 Grade Level or Above (iReady Assessment)</p>	<p>2023-24 Diagnostic #3 Results Math</p> <p>Kindergarten Overall: 59% / 277 students EL: 40% / 33 SWD: 49% / 24 SED: 45% / 72</p> <p>First Grade Overall: 41% / 220 students EL: 23% / 25 SWD: 30% / 16 SED: 28% / 52</p> <p>Second Grade Overall: 42% / 213 students EL: 12% / 14 SWD: 22% / 18 SED: 24% / 45</p> <p>Third Grade</p>			<p>Diagnostic #3 Results Math</p> <p>The long-term goal is that 100% of students for all grade levels and student groups will perform at grade level or above.</p> <p>The two goals for Spring 2027 are (1) that the Overall rate of students at or above grade level will increase by 10% annually and</p> <p>(2) student groups will increase by 20% annually.</p>	

		<p>Overall: 45% / 248 students EL: 27% / 31 SWD: 14% / 14 SED: 27% / 54</p> <p>Fourth Grade Overall: 48% / 263 students EL: 21% / 26 SWD: 18% / 17 SED: 31% / 68</p> <p>Fifth Grade Overall: 46% / 236 students EL: 13% / 13 SWD: 25% / 23 SED: 30% / 56</p>				
--	--	---	--	--	--	--

Goal Analysis [2023-24]

An analysis of how this goal was carried out in the previous year.

A description of overall implementation, including any substantive differences in planned actions and actual implementation of these actions, and any relevant challenges and successes experienced with implementation.

Not Applicable

An explanation of material differences between Budgeted Expenditures and Estimated Actual Expenditures and/or Planned Percentages of Improved Services and Estimated Actual Percentages of Improved Services.

Not Applicable

A description of the effectiveness or ineffectiveness of the specific actions to date in making progress toward the goal.

Not Applicable

A description of any changes made to the planned goal, metrics, target outcomes, or actions for the coming year that resulted from reflections on prior practice.

Not Applicable

Actions

Action #	Title	Description	Total Funds	Contributing
1.1.a	K-2 Early Literacy - Provide professional development and curriculum to improve literacy-related academic outcomes to all students, focusing on English Learners, Homeless Youth, Students with Disabilities, Hispanic, and Socioeconomically Disadvantaged (Differentiated Assistance and CA Dashboard - Academics).	Curriculum materials, professional development, release time, and extra hours related to implementing early literacy initiatives in grades K-2, including students identified as EL, HY, SWD, Hispanic, and SED. (Restricted Lottery & LCFF Supplemental)	\$218,660.00	Yes
1.1.b	Reading Intervention Teachers - Provide differentiated Targeted/Tier II and Intensive/Tier III reading instruction to elementary students who have not succeeded through Universal/Tier I and Targeted/Tier II classroom-based	Provide one reading intervention teacher (8) to each elementary/TK-8 school site to provide strategic reading intervention focusing on EL, FY, and SED. (LCFF Supplemental)	\$1,204,924.64	Yes

	instruction, focusing on English Learners, Foster Youth, and Socioeconomically Disadvantaged (Differentiated Assistance and CA School Dashboard - Academics).			
1.1.c	Bilingual Paraprofessionals - Under the supervision of the classroom teacher, provide bilingual, differentiated Targeted/Tier II and Intensive/Tier III reading or math instruction to elementary students who have not succeeded through Universal/Tier I and Targeted/Tier II classroom-based instruction, focusing on English Learners, Foster Youth, and Socioeconomically Disadvantaged (Differentiated Assistance and CA School Dashboard - Academics).	Bilingual (Spanish) paraprofessional staff to support students in reading and math intervention grades K-5, focusing on EL, FY, and SED. (LCFF Supplemental)	\$148,951.30	Yes
1.1.d	MTSS Paraprofessionals - Under the supervision of the	Paraprofessional staff (8) to support students in reading intervention grades K-5, focusing on EL, FY, and SED. (LCFF Supplemental)	\$362,655.90	Yes

	Reading Intervention Teacher, provide differentiated Targeted/Tier II and Intensive/Tier III reading or math instruction to elementary students who have not succeeded through Universal/Tier I and Targeted/Tier II classroom-based instruction, focusing on English Learners, Foster Youth, and Socioeconomically Disadvantaged (Differentiated Assistance and CA School Dashboard - Academics).			
1.1.e	Reading Intervention Programming - Provide specialized professional development and instructional materials to the reading intervention staff to address the needs of students receiving Targeted/Tier II and Intensive/Tier III instruction (Differentiated Assistance and CA	Professional development, release time, cost of materials, and extra hours related to the development and enhancement of the reading intervention program for all students, including students identified as EL, FY, and SED. (LCFF Supplemental)	\$1,575.00	Yes

	School Dashboard - Academics).			
1.1.f	Reading Incentive Program - Provide a voluntary reading incentive program to engage students in developing life-long literacy skills and close the opportunity gap through school libraries (CA School Dashboard - Academics).	Professional development, release time, extra hours, and materials related to the development and maintenance of a district-wide voluntary reading incentive program (e.g., Battle of the Books) (LCFF Supplemental)	\$1,000.00	Yes
1.1.g	TK-5 Mathematics - Provide professional development in collaboration with outside organizations to enhance instruction leading to the development of foundational math skills and improving student outcomes, focusing on English Learners, Socioeconomically Disadvantaged, and Students with Disabilities (Differentiated Assistance and CA School Dashboard - Academics).	Professional development, release time, extra hours, membership fees, and travel expenses for enhancing mathematics instruction in grades TK-5 (e.g., Silicon Valley Mathematics Initiative, P-3 Math Collaborative with Education Partners, etc.) (LCFF Supplemental)	\$35,772.09	Yes
1.1.h	Professional Development and Materials for	Professional development, extra hours, curriculum, and materials for maintaining the Elementary Specials (Visual and Performing Arts (VAPA) and Physical Education) programs (LCFF Supplemental)	\$10,000.00	Yes

	Elementary Specials - Engage elementary students with content specialized instructors for PE and VAPA as well as providing classroom teachers with time to collaborate on student data and develop responsive instructional plans (CA School Dashboard - Academics, Chronic Absenteeism)			
1.1.i	UPK/P3 Plan Development and Implementation - Develop and implement a plan to address the progressively younger age for enrollment into transitional kindergarten as well as the transition to and through kindergarten and through third grade.	Professional development, release time, and extra hours related to the development and implementation of a Universal Prekindergarten/Preschool through Third Grade alignment plan. (UPK Grant)	\$9,330.00	No
1.1.j	UPK/UTK Professional Development - Provide specialized professional development to meet the needs of the progressively	Professional development, release time, and extra hours related to meeting the needs of students in Universal Prekindergarten/Universal Transitional Kindergarten (e.g., California Preschool Instructional Network (CPIN), Desired Results Developmental Profile (DRDP), Teaching Pyramid, Inclusion Collaborative, etc.) (UPK Grant)	\$157,500.00	No

	younger children enrolling into transitional kindergarten with a focus on play-based, standards-aligned learning.			
1.1.k	UPK/UTK Assessments - Development and implementation of a comprehensive assessment plan for students enrolled in transitional kindergarten.	Maintenance of materials, supplies, and program licenses for the base assessment program (e.g., Learning Genie/DRDP platform, ASQ3 TK & Kinder, etc.) (UPK Grant)	\$51,585.00	No
1.1.l	UPK/UTK Instructional Materials - Development and implementation of a comprehensive, play-based, standards-aligned instructional program for students enrolled in transitional kindergarten.	Maintenance of instructional materials, supplies, and program licenses for the base UPK/UTK instructional program. (UPK Grant)	\$51,585.00	No
1.1.m	Reading Difficulties Screener - Select and implement a reading difficulties screener from the list identified by the State Board of Education's Reading Difficulties Risk Screener Selection Panel for	Professional development, release time, extra hours, and materials related to selecting and implementing a reading difficulties screener. (LCFF Supplemental)	\$18,660.00	Yes

	students in kindergarten, first, and second grade to assess students for risk of reading difficulties, including possible neurological disorders such as dyslexia. (Education Code Section 53008)			
1.1.n	Elementary Literacy TOSA - Provide targeted professional development and support to teachers on the instruction of foundational literacy skills to improve the outcomes of all students, focusing on English Learners, Socioeconomically Disadvantaged, Foster Youth, Homeless Youth, and Students with Disabilities. (CA School Dashboard)	Elementary Literacy Teacher on Special Assignment to support literacy instruction, provide instructional coaching, and lead district-level professional development to improve EL, SED, and FY student access to resources and programs. (LCFF Supplemental)	\$166,262.79	Yes

<p>1.1.o</p>	<p>College and Career Media Technicians - Provide all students with equitable access to school library materials and support with utilizing the library tools to locate specific materials to increase literacy outcomes, focusing on English Learners, Foster Youth, and Socioeconomically Disadvantaged (CA School Dashboard - Academics)</p>	<p>Provide one College Career Media Technician (8) to each elementary/TK-8 site support students with access to supplemental literacy materials in grades TK-8, focusing on EL, FY, and SED. (LCFF Supplemental)</p>	<p>\$313,853.49</p>	<p>Yes</p>
---------------------	---	--	---------------------	------------

Goals and Actions

Goal

Goal #	Description	Type of Goal
Focus Goal 1.2	Middle School Academics: Build community and a supportive learning environment for all students by providing an equitable, rigorous, and culturally responsive curriculum for middle school academic success with a focus on closing the opportunity gap for students identified as English Learners, Students with Disabilities, Homeless and Foster Youth, and Socioeconomically Disadvantaged.	Focus Goal

State Priorities addressed by this goal.

- Priority 4: Pupil Achievement (Pupil Outcomes)
- Priority 5: Pupil Engagement (Engagement)
- Priority 7: Course Access (Conditions of Learning)
- Priority 8: Other Pupil Outcomes (Pupil Outcomes)

An explanation of why the LEA has developed this goal.

MHUSD has established a goal to foster a supportive learning environment and a strong sense of community for all middle school students. This initiative is driven by the need to offer an equitable, rigorous, and culturally responsive curriculum, as state and local data show significant disparities in academic achievement and opportunities across different student demographics.

In the 2022-23 academic year, both ELA and Math SBAC/CAASPP performance varied across sixth, seventh, and eighth grades. ELA proficiency ranged from 34.2% to 40.83%, with slight variations in the performance of English Learners (EL). Math proficiency followed a similar pattern, with percentages ranging from 25.40% to 29.16%, and again, EL students showed lower proficiency than their peers across all grades. These results underscore the need for targeted support, particularly for EL students, to improve overall academic achievement.

ADD IREADY SYNTHESIS

The data shows that middle school students' academic performance varies widely based on race, socioeconomic status, language proficiency, disability status, and housing stability. Student groups, including English Learners, Students with Disabilities, Homeless and Foster Youth, and Socioeconomically Disadvantaged students, encounter substantial challenges that hinder their academic progress. These students often face barriers restricting access to rigorous and culturally relevant curricula, academic enrichment programs, extracurricular activities, and social-emotional support, particularly affecting historically marginalized or disadvantaged students.

MHUSD is committed to providing equitable access to the necessary resources and support systems to help all students academically and personally thrive. By tailoring its approach to meet the needs of specific student groups such as English Learners, Students with Disabilities, Homeless and Foster Youth, and Socioeconomically Disadvantaged students, MHUSD acknowledges the unique challenges these students face. The district is committed to providing the additional support and resources necessary to address these challenges, fostering a more inclusive and supportive learning environment.

Ultimately, MHUSD’s goal reflects its dedication to equity, inclusion, and educational excellence. This goal is informed by a data-driven understanding of middle school students' unique needs and challenges, particularly those from historically marginalized or disadvantaged backgrounds. By addressing these needs and closing the opportunity gap, MHUSD aspires to create a learning environment where every student can achieve academic success and experience personal growth. (State Priorities: 4, 5, 7, 8)

Measuring and Reporting Results

Metric #	Metric	Baseline	Year 1 Outcome	Year 2 Outcome	Target for Year 3 Outcome	Current Difference from Baseline
1.2.a	Pupil Achievement: Statewide Assessment SBAC in English Language Arts (ELA) and Mathematics: Grades 6-8 (CA School Dashboard)	2022-23 ELA - met/exceeded standards Sixth Grade Overall: 34.2% EL: 3.41% SWD: 4.55% HY: 8.00% SED: 14.67% Seventh Grade Overall: 40.83% EL: 4.04% SWD: 7.25% HY: 17.65% SED: 22.09% Eighth Grade Overall: 39.30% EL: 3.41% SWD: 5.33%			2026-27 ELA 6: 50% 7: 55% 8: 55% Math 6: 50% 7: 50% 8: 50% Including all student groups	

		<p>HY: 14.00% SED: 25.19%</p> <p>Math - met/exceeded standards Sixth Grade Overall: 25.40% EL: 2.27% SWD: 4.76% HY: 5.88% SED: 10.72%</p> <p>Seventh Grade Overall: 29.16% EL: 5.05% SWD: 4.48% HY: 15.69% SED: 13.83%</p> <p>Eighth Grade Overall: 27.92% EL: 1.16% SWD: 0.00% HY: 3.92% SED: 15.53%</p>				
1.2.b	Pupil Achievement: Statewide Assessment SBAC on California Science Test (CAST): Grade 8 (CA School Dashboard)	<p>2022-23 CAST: met/exceeded standards 8th Grade Overall: 30.57% EL: 0% SWD: 5.4% HY: 8% SED: 16.7%</p>			2026-27 8: 50%	

1.2.c	Pupil Achievement: California Spanish Assessment (CSA): Grades 6-8 (CA School Dashboard)	2022-23 7th Grade:739.3 Mean Scale Score			2026-27 7th Grade: 760 Mean Scale Score	
1.2.d	Student Outcomes: Integrated Math I Preparedness: Grade 8 Students Prepared for Integrated Math I in High School (iReady Assessment)	2023-24 IM1 Preparedness 8: 33% (166 students)			2026-27 IM1 Preparedness will increase by 10% annually. 8: 60%	
1.2.e	Pupil Achievement: iReady Reading Assessment: Grades 6-8 Grade Level or Above (iReady Assessment)	2023-24 Diagnostic #3 Results Reading Sixth Grade Overall: 42% / 193 students EL: 7% / 5 SWD: 16% / 11 SED: 25% / 39 Seventh Grade Overall: 33% / 115 students EL: 4% / 3 SWD: 20% / 12 SED: 16% / 16 Eighth Grade Overall: 38% / 201 students EL: 5% / 3 SWD: 19% / 19 SED: 22% / 41			2026-27 Diagnostic #3 Results Reading The long-term goal is that 100% of students for all grade levels and student groups will perform at grade level or above. The two goals for Spring 2027 are (1) that the Overall rate of students at or above grade level will increase by 10% annually and (2) student groups will increase by 20% annually.	

1.2.f	<p>Pupil Achievement: iReady Reading Assessment: Grades 6-8 Grade Level or Above (iReady Assessment)</p>	<p>2023-24 Diagnostic #3 Results Math</p> <p>Sixth Grade Overall: 40% / 217 students EL: 10% / 10 SWD: 20% / 17 SED: 25% / 47</p> <p>Seventh Grade Overall: 31% / 155 students EL: 7% / 7 SWD: 13% / 11 SED: 16% / 26</p> <p>Eighth Grade Overall: 33% / 166 students EL: 5% / 3 SWD: 17% / 17 SED: 20% / 36</p>			<p>2026-27 Diagnostic #3 Results Math</p> <p>The long-term goal is that 100% of students for all grade levels and student groups will perform at grade level or above.</p> <p>The two goals for Spring 2027 are (1) that the Overall rate of students at or above grade level will increase by 10% annually and</p> <p>(2) student groups will increase by 20% annually.</p>	
1.2.g	<p>Student Engagement: Middle School (6-8) Student Responses: % Agree/Strong Agree</p> <p>I go to class prepared</p> <p>I care about my school</p> <p>My school prepares students for high school success</p>	<p>Middle School (6-8) Student Engagement: Student Responses</p> <p>I go to class prepared: 79%</p> <p>I care about my school: 62%</p> <p>My school prepares students for high school success: 61%</p>			<p>Middle School (6-8) Student Engagement: Student Responses</p> <p>I go to class prepared: 90%</p> <p>I care about my school: 85%</p>	

	<p>My school teachers students about the importance of middle school grades for a-g readiness</p> <p>My school offers challenging classes</p> <p>Instruction at school is rigorous and inclusive of diverse learners</p> <p>Instruction at school is engaging/fun and interesting</p> <p>(LCAP Student Survey)</p>	<p>My school teachers students about the importance of middle school grades for a-g readiness: 56%</p> <p>My school offers challenging classes: 47%</p> <p>Instruction at school is rigorous and inclusive of diverse learners: 52%</p> <p>Instruction at school is engaging/fun and interesting: 34%</p> <p>Note: 668 students in grades 6-8 answer</p> <p>Note: n=668 student responses in grades 6-8 with 1686 total students in those grades districtwide. A total of 2092 student responses for 23-24 (grades 5-12)</p>			<p>My school prepares students for high school success: 90%</p> <p>My school teachers students about the importance of middle school grades for a-g readiness: 90%</p> <p>My school offers challenging classes: 60%</p> <p>Instruction at school is rigorous and inclusive of diverse learners: 70%</p> <p>Instruction at school is engaging/fun and interesting: 70%</p>	
--	--	--	--	--	---	--

Goal Analysis [2023-24]

An analysis of how this goal was carried out in the previous year.

A description of overall implementation, including any substantive differences in planned actions and actual implementation of these actions, and any relevant challenges and successes experienced with implementation.

Not Applicable

An explanation of material differences between Budgeted Expenditures and Estimated Actual Expenditures and/or Planned Percentages of Improved Services and Estimated Actual Percentages of Improved Services.

Not Applicable

A description of the effectiveness or ineffectiveness of the specific actions to date in making progress toward the goal.

Not Applicable

A description of any changes made to the planned goal, metrics, target outcomes, or actions for the coming year that resulted from reflections on prior practice.

Not Applicable

Actions

Action #	Title	Description	Total Funds	Contributing
1.2.a	Math TOSA - Provide targeted professional development and support to teachers on the instruction of middle school math skills to improve the outcomes of all students, focusing on English Learners, Socioeconomically Disadvantaged, Foster Youth, Homeless	Math Teacher on Special Assignment to support mathematics instruction, provide instructional coaching, and lead district-level professional development to improve EL, SED, and FY student access to resources and programs. (LCFF Supplemental)	\$153,675.55	Yes

	Youth, and Students with Disabilities. (CA School Dashboard - Academics)			
1.2.b	AVID - Provide middle school students with skills and support through an elective class, tutoring, and schoolwide strategies to prepare for college and career success. (Differentiated Assistance and CA School Dashboard - Academics)	AVID (Advance Via Individual Determination) elective course offering in the middle school (6th-8th) to support EL, FY, SED students. Includes professional development, release time, extra hours/stipends, curriculum, and materials (LCFF Supplemental)	\$33,000.00	Yes
1.2.c	Cal-SOAP Support - Provide middle school students access to a program designed to increase the accessibility of postsecondary education for socioeconomically disadvantaged and underrepresented students. The program provides academic tutoring, college and career counseling/coaching, and various outreach activities to help students find success in middle school and create a path to college. (CA School Dashboard - College Career	Academic mentoring, college and career counseling, and support for grades 6-8 with a focus on EL, FY, and SED (LCFF Supplemental)	\$10,000.00	Yes

	Readiness, Graduation Rate)			
1.2.d	College and Career Readiness - Provide activities help middle school students get ready for high school, college, and future jobs through visiting colleges, exploring different careers, getting help with schoolwork, learning how to manage time, and preparing for important tests. (Differentiated Assistance - Academics)	College and Career Readiness for grades 6-8 such as providing resources and programs to prepare students and parents for college and career pathways, including financial education, classes, workshops, transportation, academic counselor preparedness, etc. (LCFF Supplemental)	\$20,000.00	Yes
1.2.e	Sixth Grade Connection - Help incoming sixth graders transition smoothly into middle school through orientation, academic preparation, and social activities to build students' confidence and readiness for their new school environment. (Differentiated Assistance - Academics)	Summer 6th Grade Connection Program stipends and materials to support incoming 6th graders with an emphasis in supporting ELs, FY and HY (ELOP)	\$15,000.00	No
1.2.f	California College Guidance Initiative - Provide access to the statewide effort aimed	Provides students with in-depth, grade-appropriate information and data-driven tools to support college, career, and social emotional growth. (California Department of Education)	\$0.00	No

	at improving college and career readiness through assisting students in exploring postsecondary options, planning their educational paths, and accessing financial aid information, (CA School Dashboard - College and Career Readiness, Graduation Rate)			
1.2.g	Middle School Counselors- Provide a proactive program that engages students and includes leadership, advocacy, and collaboration with school staff, and community/family members in the delivery of programs and activities to help students achieve success, focusing on English Learners, Socioeconomically Disadvantaged, Foster Youth, Homeless Youth, and Students with Disabilities. (Differentiated Assistance and CA Dashboard - Academics, Chronic Absenteeism, Suspension)	Middle School Counselors to implement counseling programs and services and collaborate with staff and families to improve outcomes for students, focusing on EL, SED, FY, HY, and SWD students (LCFF Supplemental).	\$537,064.90	Yes

Goals and Actions

Goal

Goal #	Description	Type of Goal
Focus Goal 1.3	High School: Implement and support the transition from middle to high school to increase on-track graduation rates, college and career preparation, CTE completion, and post-secondary attainment as evidenced in the California Dashboard and local indicators of student success.	Focus Goal

State Priorities addressed by this goal.

- Priority 4: Pupil Achievement (Pupil Outcomes)
- Priority 7: Course Access (Conditions of Learning)
- Priority 8: Other Pupil Outcomes (Pupil Outcomes)

An explanation of why the LEA has developed this goal.

Transitioning from middle to high school is a critical juncture where students may face challenges that could impact their likelihood of graduating on time. By focusing on this transition period, MHUSD aims to ensure that students successfully navigate the transition and remain on track to graduate, thereby increasing overall graduation rates. High school is a foundational period for students to explore various academic and career pathways that align with their interests and aspirations. By providing comprehensive support during the transition, MHUSD seeks to equip students with the necessary knowledge, skills, and resources to make informed decisions about their post-secondary education and career goals. Career and Technical Education (CTE) programs offer students opportunities to gain hands-on experience and skills relevant to high-demand industries. MHUSD aims to increase CTE completion rates and prepare students for success in the workforce or further education by supporting students' transition to high school and facilitating their participation in CTE programs. Attainment of post-secondary credentials, such as college degrees, industry certifications, or vocational training, is increasingly important for students' long-term success in today's competitive job market. MHUSD aims to lay a strong foundation for students' post-secondary success by providing the necessary support and resources to pursue and complete post-secondary education and training programs by focusing on the transition from middle to high school.

In the 2022-23 academic year, 11th-grade ELA CAASPP proficiency stood at 58.2%, with notably lower percentages for English Learners (EL) at 7.04%. Similarly, 11th-grade CAASPP performance in Math was 30.4%, with EL students showing the lowest proficiency at 1.41%. Students with disabilities (SWD), socioeconomically disadvantaged (SED), and homeless youth (HY) also demonstrated lower proficiency rates compared to the overall percentages in both subjects, highlighting the need for targeted support to address disparities in academic achievement among these student groups. For the Class of 2023, 55.1% of graduates successfully completed courses meeting UC/CSU a-g university entrance requirements, comprising 365 students. Notably, English Learners (EL) accounted for 17% of completions, Students with Disabilities (SWD) comprised 11.3%, Socioeconomically Disadvantaged (SED) represented 35.1%, and Homeless Youth (HY) constituted 32.7%. These percentages underscore the achievement gaps among student groups and emphasize the importance of equitable access to resources and support to ensure all students can pursue higher education opportunities. In the first semester of the Class of 2027, 70.6% of freshmen were on track, totaling 441 students, while 29.3% were off track, comprising 183 students. A significant portion, 53.2% or 332

students, were A-G eligible, and 33% or 206 students were deemed college-ready based on their progress. These statistics provide insights into the initial academic trajectory of the freshman class, highlighting areas for targeted support and intervention to ensure continued success throughout their high school journey.

The goal is aligned with the California Dashboard and local indicators of student success, indicating that MHUSD is committed to meeting state and local accountability standards. By addressing key transition-related outcomes such as graduation rates, college and career readiness, and CTE completion, MHUSD seeks to demonstrate progress and achievement in accordance with these accountability measures. Overall, the development of this goal reflects the MHUSD's commitment to supporting students' successful transition from middle to high school and ensuring that they are well-prepared for future academic, career, and life opportunities. By focusing on key transition-related outcomes and aligning with state and local accountability measures, MHUSD aims to promote student success and attainment across various domains. (State Priorities: 4, 7, 8)

Measuring and Reporting Results

Metric #	Metric	Baseline	Year 1 Outcome	Year 2 Outcome	Target for Year 3 Outcome	Current Difference from Baseline
1.3.a	Pupil Achievement: High School Graduation Rates (Cohort/DataQuest)	Class of 2023 Overall: 92.8% / 616 students EL: 80.3% / 53 SWD: 78.5% / 62 SED: 86.5% / 262 HY: 81.3% / 52			Graduation Rate Target: 95%	
1.3.b	Pupil Achievement: Graduates that have successfully completed courses that satisfy UC/CSU a-g university entrance requirements (Cohort/DataQuest)	Class of 2023 Overall: 55.1% / 365 students EL: 17% / 9 SWD: 11.3% / 7 SED: 35.1% / 92 HY: 32.7% / 17			Meeting UC/CSU a-g university entrance requirements: 65%	

1.3.c	Pupil Achievement: Graduates who have successfully completed both requirements for UC/CSU a-g and CTE pathway requirements (CA School Dashboard)	Class of 2023: 18.8%			Meeting requirements for UC/CSU a-g and CTE pathway requirements >25%	
1.3.d	Pupil Achievement: Graduates who have successfully completed a CTE pathway in high school (CALPADS)	Class of 2023: 281 students			Target CTE Completers: 350 students	
1.3.e	Pupil Achievement: Graduates who have successfully completed the requirements for a Seal of Biliteracy (DataQuest)	Class of 2023: 12.5%* *Internal calculation due to discrepancies in DataQuest			Completing the requirements for a Seal of Biliteracy: >25%	
1.3.f	Pupil Achievement: Graduates who have successfully completed the requirements for a Golden State Seal (DataQuest)	Class of 2023: 35.5%* *Internal calculation due to discrepancies in DataQuest			Completing the requirements for a Golden State Seal: >50%	
1.3.g	Student Outcomes: Enrollment in CTE, AP, and Dual Enrollment (Aeries SIS; DataZone)	2023-24 CTE Enrollment: 1701 AP Enrollment: 1203 Dual Enrollment: 154			Continue to grow enrollment in CTE and advanced coursework CTE Enrollment: 2000 AP Enrollment: 1300	

					Dual Enrollment: >600	
1.3.h	Student Outcomes: Students taking AP exams and percentage of students who passed an AP exam with a score of 3 or higher (College Board)	2022-23 Students taking AP exams: 960 students Percent passed with a 3 or higher: 56.1%			Continue to grow enrollment in AP exam registration and AP exam pass rate Students taking AP exams: 1200 students Percent passed with a 3 or higher: 65%	
1.3.i	Student Outcomes: 9th graders passing IM1 with a grade C or better (Aeries SIS)	2023-24 S1 Integrated Math I: 62.1% / 284 passed IM 1 with a C or better			Integrated Math pass rate with a C or better: >85%	
1.3.j	Student Outcomes: Freshman on Track On Track - passed all classes with a D or better Off Track - failed at least 1 class A-G Eligible - passed all classes with a C or better College Success - passed all classes with a B or better (Aeries SIS)	2023-24 Semester 1 (Class of 2027) On Track: 70.6% / 441 Off Track: 29.3% / 183 A-G Eligible: 53.2% / 332 College Success: 33% / 206			Freshman on Track On Track: 85% A-G Eligible: 70% College Success: 45%	

1.3.k	Pupil Achievement: Statewide Assessment SBAC in English Language Arts (ELA) and Mathematics: Grade 11 (CA School Dashboard)	<p>2022-23 ELA - met/exceeded standards 11th Grade Overall: 58.2% EL: 7.04% SWD: 15.59% SED: 36.75% HY: 40.81%</p> <p>Math - met/exceeded standards 11th Grade Overall: 30.4% EL: 1.41% SWD: 3.90% SED: 12.34% HY: 14.29%</p>			<p>ELA Overall 11: 65%</p> <p>Math Overall 11: 50%</p>	
1.3.l	Pupil Achievement: Statewide Assessment SBAC on California Science Test (CAST): Grade 11 (CA School Dashboard)	<p>2022-23 Science (CAST) - met/exceeded standards 11th Grade Overall: 40.3% EL: 1.45% SWD: 8.97% SED: 19.57% HY: 25.53%</p>			<p>Science Overall 11: 55%</p>	

Goal Analysis [2023-24]

An analysis of how this goal was carried out in the previous year.

A description of overall implementation, including any substantive differences in planned actions and actual implementation of these actions, and any relevant challenges and successes experienced with implementation.

Not Applicable

An explanation of material differences between Budgeted Expenditures and Estimated Actual Expenditures and/or Planned Percentages of Improved Services and Estimated Actual Percentages of Improved Services.

Not Applicable

A description of the effectiveness or ineffectiveness of the specific actions to date in making progress toward the goal.

Not Applicable

A description of any changes made to the planned goal, metrics, target outcomes, or actions for the coming year that resulted from reflections on prior practice.

Not Applicable

Actions

Action #	Title	Description	Total Funds	Contributing
1.3.a	Career and Technical Education (CTE) Professional Development and Stipends - Provide professional development and extra hours for CTE staff to support the CTE program	Professional development, release time, extra hours, curriculum, and materials for CTE programs for all students, including students identified as EL, HY, SWD, African American, Hispanic, and SED. (LCFF Supplemental)	\$10,000.00	Yes
1.3.b	AP Capstone - Allow students to explore	Professional development, release time, extra hours, curriculum, and materials for AP Capstone for all students, including students identified as	\$12,000.00	Yes

	academic topics in depth, conduct research, collaborate with peers, and develop critical thinking and communication skills. (CA Dashboard - Academics)	EL, HY, SWD, African American, Hispanic, and SED. (LCFF Supplemental)		
1.3.c	Equal Opportunity Schools (EOS) - Provide students access to Equal Opportunity Schools to ensure that all students, regardless of race or socioeconomic status, have equitable access to rigorous academic programs through data analysis, outreach, and support, EOS aims to close opportunity gaps and increase the representation of underrepresented students in challenging coursework. (CA School Dashboard - Academics)	Professional development, extra hours, curriculum, and materials for implementing partnership with Equal Opportunity Schools (EOS). With a focus on English Learners and other underrepresented groups, EOS provides high schools with actionable data on AP/Dual Enrollment and student perception survey data on access and equity.	\$30,000.00	Yes
1.3.d	Freshman on Track - Provide ninth-grade students support to stay on track academically and	Freshman on Track Success Program (e.g., materials, supplies, extra hours, stipends, materials and supplies for summer connection program, etc) for all students, including students identified as EL, HY, SWD, African American, Hispanic, and SED (CYBH Grant and LCFF Supplemental)	\$26,575.00	Yes

	<p>socially during their first year of high school. The program includes tracking students' progress in terms of attendance, course performance, and behavior and providing targeted interventions and support to students who may be at risk of falling behind or disengaging from school.</p> <p>(Differentiated Assistance and CA School Dashboard - Academics)</p>			
1.3.e	<p>Freshman Success Coordinators - Support the transition of ninth-grade students by providing academic advising, social-emotional guidance, overseeing transition programs, engaging parents, and implementing data-driven interventions to ensure student success.</p> <p>(Differentiated Assistance and CA School Dashboard - Academics)</p>	<p>Provide freshmen success goals, student connections, designs, implements, and leads student success programs, establishes benchmarks in collaboration with the success team to monitor progress and more at Live Oak and Sobrato High School with a focus on EL, FY, SED (CYBH Grant)</p>	\$140,000.00	No

<p>1.3.f</p>	<p>AVID - Provide students with preparation for college and career success by teaching skills such as critical thinking, organization, and study strategies by offering them support through an elective class, tutoring, and mentorship, while also promoting a schoolwide culture of high expectations and college readiness. (Differentiated Assistance and CA School Dashboard - Academics)</p>	<p>AVID (Advance Via Individual Determination) elective course offering in the high school grades (9th-12th) to support EL, FY, SED students. Includes professional development, release time, extra hours/stipends, curriculum, and materials (LCFF Supplemental)</p>	<p>\$37,000.00</p>	<p>Yes</p>
<p>1.3.g</p>	<p>Credit Recovery - Provide students who have failed or missed courses the opportunity to retake and earn credits needed for graduation including, but not limited to, online courses, summer school, after-school programs, and individualized learning plans to help students stay on track for graduation.</p>	<p>Support credit recovery for grades 9-12 and A-G eligibility with a focus on EL, FY, SED, SWD (e.g., CyberHigh, Edmentum, etc) (LCFF Supplemental)</p>	<p>\$5,000.00</p>	<p>Yes</p>

	(Differentiated Assistance and CA School Dashboard - Academics, College and Career Readiness, Graduation Rates)			
1.3.h	CaISOAP - Provide high school students access to a state initiative designed to increase the accessibility of postsecondary education for socioeconomically disadvantaged and underrepresented students. The program provides academic tutoring, college and financial aid advising, and various outreach activities to help students navigate the path to college. (CA School Dashboard - College Career Readiness, Graduation Rate)	Academic mentoring, college and career counseling, college application support, financial education for students and parents for grades 9-12 with a focus on EL, FY, and SED (LCFF Supplemental)	\$87,000.00	Yes
1.3.i	Professional Development for Academic Counselors - Keeping Academic Counselors updated on educational trends, enhancing	Provide professional development for academic counselors to support college and career readiness including transcript review, financial aid workshops, course articulation to college, dual enrollment, etc.(LCFF Supplemental)	\$5,000.00	Yes

	<p>their ability to support students academically and emotionally, and ensuring compliance with legal and ethical standards ultimately leading to better student outcomes by improving the quality and effectiveness of counseling services. (Differentiated Assistance and CA School Dashboard - Academics, Career and College Readiness, Graduation Rate)</p>			
1.3.j	<p>Post Secondary Tracking - Monitor students' educational and career outcomes after high school, helping schools evaluate the effectiveness of programs, inform policy decisions, and provide ongoing support to alumni. (CA School Dashboard - College and Career Readiness, Graduation Rate)</p>	<p>Post Secondary student enrollment tracking and data support; including 4 year enrollment, 2 year enrollment, and retention rates post secondary (e.g., National Student Clearinghouse Research Center) (LCFF Supplemental)</p>	\$5,000.00	Yes
1.3.k	<p>Ninth Grade Connection - Help incoming ninth</p>	<p>9th Grade Summer Connection Program - stipends and materials to support incoming 9th graders with an emphasis on EL, FY and SED (ELOP Funding)</p>	\$15,000.00	No

	<p>graders transition smoothly into high school through orientation, academic preparation, and social activities to build students' confidence and readiness for their new school environment. (Differentiated Assistance - Academics)</p>			
1.3.i	<p>CTE Program - Offer students opportunities to gain practical skills and knowledge relevant to specific careers and industries through integrating academic learning with hands-on training, allowing students to explore various career pathways, earn industry certifications, and prepare for success in the workforce.</p>	<p>CTE program budget: staffing, certifications, Job Shadows, and FFA and Skills USA to support EL, FY, and SED students in CTE participation and achievement. Curriculum and professional development, books, supplies, release time for PD and collaboration. (CTEIG, Perkins, AIG, LCFF Base)</p>	\$2,418,856.34	No
1.3.m	<p>Academic Counselor for Central High School - Provide guidance and support to students in navigating their academic journey by</p>	<p>Academic Counselor for Central High to increase graduation rates and prepare students for college and career (CSI Funding)</p>	\$126,621.00	No

	supporting students' academic success, personal development, and post-secondary planning. (CA Dashboard - Graduation Rate)			
1.3.n	State Seal of Biliteracy - Provide access to an award given by the state to graduating high school students who have demonstrated proficiency in English and at least one other language. (CA Dashboard - Academics, Career and College Readiness)	Curriculum, materials, and supplies to implement and support the Seal of Biliteracy (LCFF Supplemental)	\$5,000.00	Yes
1.3.o	State Seal of Civic Engagement - Provide access to an honor awarded to high school students who have demonstrated a commitment to active citizenship and community involvement. This recognition highlights students' dedication to civic responsibility, leadership, and service, encouraging them to become	Stipends, curriculum, materials, and supplies to implement the Seal of Civic Engagement (LCFF Supplemental)	\$12,330.00	Yes

	engaged members of their communities and contributing positively to society. (CA Dashboard - Academics, Career and College Readiness)			
1.3.p	College Visits - Provide an opportunity for students to explore a college or university campus to help students make informed decisions about where to pursue their higher education and provide valuable insights into campus life, academic programs, and student support services. (CA School Dashboard - College and Career Readiness, Graduation Rate)	Provide an opportunity for 12th-grade students to visit a local college and engage in a facilitated process to apply to the school, learn about academic and career pathways and financial aid, and meet with college academic counselors. (LCFF Supplemental)	\$3,000.00	Yes

<p>1.3.q</p>	<p>Implement and Support Dual Enrollment Courses - Provide high school students an opportunity to enroll in college-level courses and earn both high school and college credit simultaneously, providing students with an opportunity to experience college-level coursework, explore potential career interests, and accelerate their progress toward a college degree. (CA School Dashboard - College and Career Readiness)</p>	<p>Provide students with the unique opportunity to take community college classes while still in high school on the high school campus with a focus on underrepresented student groups (CCAP Funding)</p>	<p>\$29,950.00</p>	<p>No</p>
---------------------	---	---	--------------------	-----------

Goals and Actions

Goal

Goal #	Description	Type of Goal
Focus Goal 1.4	Facilitate English Learner success in accessing grade-level academics and developing English language proficiency to ensure equitable opportunities for all students.	Focus Goal

State Priorities addressed by this goal.

- Priority 2: State Standards (Conditions of Learning)
- Priority 4: Pupil Achievement (Pupil Outcomes)
- Priority 8: Other Pupil Outcomes (Pupil Outcomes)

An explanation of why the LEA has developed this goal.

MHUSD recognizes the importance of providing equitable opportunities for all students, including English Learners, to succeed academically. By focusing on English Learner success, MHUSD aims to address disparities in educational outcomes and ensure that all students have access to high-quality instruction and resources. MHUSD has legal and ethical obligations to support the academic achievement of English Learners as mandated by federal and state laws, such as the Individuals with Disabilities Education Act (IDEA) and Title III of the Elementary and Secondary Education Act (ESEA). Developing a goal specifically focused on English Learner success demonstrates the MHUSD's commitment to fulfilling these obligations.

MHUSD serves a diverse student population, including linguistically and culturally diverse students. Recognizing that 1 out of 5 students in our District is an English Learner, MHUSD prioritizes initiatives to support language development and academic success. During the 2023 school year, 43.3% of our English learners showed progress in English proficiency, according to the English Learner Performance Indicator. We're committed to helping all EL students succeed, and we track their progress in multiple ways. This includes things like participation in Career Technical Education programs (CTE), completing core coursework (A-G), taking Advanced Placement (AP) classes, and performance on multiple assessments, among many measures. Currently, we are seeing positive results from our internal iReady reading and math assessments. While we're encouraged by this progress, we recognize there's always room to improve.

In the 2022-23 CAASPP data, ELA and Math proficiency varied across grade levels. For ELA, third grade showed 9.45% proficiency, fourth grade had the highest at 17.11%, and fifth grade followed closely at 14.03%. However, proficiency sharply declined in higher grades, with sixth grade at 3.41%, seventh grade at 4.04%, eighth grade at 3.41%, and eleventh grade at 6.76%. Similarly, in Math, proficiency ranged from 13.38% in third grade to 1.35% in eleventh grade, with a similar pattern of decline as students progressed through grade levels. These results underscore the importance of targeted interventions and support to address proficiency gaps, especially in middle and high school grades. In the 2023-24 academic year, Long Term English Learners (LTELs) totaled 455 district-wide, distributed across grade levels. The majority, comprising 213 students, were in grades 6-8, with 224 students identified in grades 9-12 and a smaller cohort of 18 students in grades K-5. These numbers highlight the significant presence of LTELs across all grade spans, emphasizing the ongoing need for targeted support and resources to address their unique language learning needs and facilitate academic success.

English Learners often face academic challenges related to language barriers, contributing to achievement gaps between English Learners and their peers. By providing targeted support for English Learners to develop English language proficiency and access to grade-level academics, MHUSD aims to narrow these achievement gaps and ensure that all students have the opportunity to succeed. Overall, the development of this goal reflects MHUSD's commitment to promoting equity, supporting diverse learners, and ensuring that English Learners have the resources and support they need to thrive academically and linguistically. (State Priorities: 2, 4, 8)

Measuring and Reporting Results

Metric #	Metric	Baseline	Year 1 Outcome	Year 2 Outcome	Target for Year 3 Outcome	Current Difference from Baseline
1.4.a	Pupil Achievement: EL High School Graduation Rates (Cohort/DataQuest)	Class of 2023 EL Graduates: 80.3% / 53			Class of 2028 EL Graduates >90%	
1.4.b	Pupil Achievement: English Learner graduates that have successfully completed courses that satisfy UC/CSU a-g university entrance requirements (DataQuest)	Class of 2023 EL Graduates: 17% / 9 students			2027-28 At least 35% of EL students will have completed courses that satisfy entry for UC and CSU entry	
1.4.c	Pupil Achievement: Statewide Assessment: Summative ELPAC English Learner Progress Indicator (CA School Dashboard)	2022-23 Progressed at least one level: 40.1% Maintained Level 4: 3.2% Maintained Level 1-3: 32.8% Decreased one level: 24%			2027-28 Achieve a high level of English Learner Progress of 55% or higher	

1.4.d	Pupil Achievement: EL Students in Grades K to 8 Scoring at Grade Level or Above (iReady Reading)	<p>2023-24 Diagnostic #3</p> <p>K: 50% / 50 students 1: 23% / 26 2: 16% / 18 3: 30% / 35 4: 13% / 17 5: 5% / 5 6: 7% / 7 7: 4% / 3 8: 5% / 3</p> <p>3.3% (25) of students scored at or above grade level on Diagnostic #1</p> <p>18.4% (162) of students scored at or above grade level on Diagnostic #3</p> <p>140 students total improved to at or above grade level over the course of the year</p>			<p>2026-27 Diagnostic #3</p> <p>The long-term goal is that 100% of students for all grade levels and student groups will perform at grade level or above.</p> <p>The goal for Spring 2027 is that students identified as English Learners will increase by 20% annually.</p>	
1.4.e	Pupil Achievement: EL Students in Grades K to 8 Scoring at Grade Level or Above (iReady Math)	<p>2023-24 Diagnostic #3</p> <p>K: 37% / 33 students 1: 23% / 25 2: 12% / 14 3: 27% / 31 4: 20% / 26 5: 13% / 13 6: 10% / 10 7: 7% / 7 8: 5% / 3</p> <p>2.1% (19) of students scored at or above</p>			<p>2026-27 Diagnostic #3</p> <p>The long-term goal is that 100% of students for all grade levels and student groups will perform at grade level or above.</p> <p>The goal for Spring 2027 is that</p>	

		<p>grade level on Diagnostic #1</p> <p>18.4% (162) of students scored at or above grade level on Diagnostic #3</p> <p>xx% (143) improved to at or above grade level over the course of the year</p>			<p>students identified as English Learners will increase by 20% annually.</p>	
1.4.f	Student Outcomes: English Learner Reclassification Rates	<p>2023-24</p> <p>Preliminary Data: 197 students on track for reclassification this school year</p>			<p>Improve rate to at or better than the state rate</p>	
1.4.g	Student Outcomes: English Learners Enrolled in an AP, CTE, and Dual Enrollment class	<p>2023-24</p> <p>EL AP Enrollment: 29</p> <p>EL CTE Enrollment: 204</p> <p>EL Dual Enrollment: 7</p>			<p>2027-28</p> <p>AP Enrollment: 60</p> <p>CTE Enrollment: 300</p> <p>Dual Enrollment: 30</p>	
1.4.h	Pupil Achievement: EL Students Successfully Completing CTE Pathways	<p>Class of 2023:</p> <p>15 students</p>			<p>Class of 2027</p> <p>45 students</p>	
1.4.i	Percentage of EL 9th graders passing IM1 with a grade C or better (Aeries SIS)	<p>2023-24 S1 Integrated Math I:</p> <p>28.6% / 16 passed IM 1 with a C or better</p>			<p>2024-27 S1 Integrated Math I:</p> <p>60% will pass IM 1 with a C or better</p>	

1.4.j	Student Outcomes: Number of Long-Term English Learners (LTEL)	2023-24 455 students district-wide K-5: 18 6-8: 213 students 9-12: 224 students			<300 district-wide	
1.4.l	Student Engagement: Attendance Rate for English Learners	2023-24 Attendance Rate (as of May 2024): 92.1%			Target Attendance Rate for EL students: >95%	
1.4.m	Student Engagement: EL Suspension Rates (CA School Dashboard)	2023 CA Dashboard Dashboard Color: Red 8.1% suspended for at least one day			2027 CA Dashboard Achieve Yellow or better (Less than 3%)	
1.4.n	Pupil Achievement: Statewide Assessment SBAC for English Learners in English Language Arts (ELA) by Grade Level (CA School Dashboard)	2022-23 ELA - met/exceeded standards 3: 9.45% 4: 17.11% 5: 14.03% 6: 3.41% 7: 4.04% 8: 3.41% 11: 6.76%			2026-27 3: 45% 4: 50% 5: 60% 6: 50% 7: 55% 8: 55% 11: 65%	
1.4.r	Pupil Achievement: Statewide Assessment SBAC for English Learners in Math by Grade Level (CA School Dashboard)	2022-23 Math - met/exceeded standards 3: 13.38% 4: 16.07% 5: 7.90% 6: 2.27% 7: 5.04%			2026-27 3: 50% 4: 50% 5: 40% 6: 50% 7: 50% 8: 50% 11: 50%	

		8: 1.16% 11: 1.35%				
1.4.s	Pupil Achievement: NWEA MAP 9-11 EL Reading and Math Avg RIT Scores by Grade Level	2023-24 EL Reading Winter Avg RIT Scores 9: 200 10: 205 11: 206 2023-24 EL Math Winter Avg RIT Scores 9: 212 10: 214 11: 214			Grade Level RIT Scores Reading 9: 220.52 10: 222.91 11: 224.64 Math 9: 228.67 10: 231.21 11: 233.49	

Goal Analysis [2023-24]

An analysis of how this goal was carried out in the previous year.

A description of overall implementation, including any substantive differences in planned actions and actual implementation of these actions, and any relevant challenges and successes experienced with implementation.

Not Applicable

An explanation of material differences between Budgeted Expenditures and Estimated Actual Expenditures and/or Planned Percentages of Improved Services and Estimated Actual Percentages of Improved Services.

Not Applicable

A description of the effectiveness or ineffectiveness of the specific actions to date in making progress toward the goal.

Not Applicable

A description of any changes made to the planned goal, metrics, target outcomes, or actions for the coming year that resulted from reflections on prior practice.

Not Applicable

Actions

Action #	Title	Description	Total Funds	Contributing
1.4.a	English Language Development Teacher on Special Assignment (Differentiated Assistance and CA School Dashboard - Academics).	English Language Development Teacher on Special Assignment to support mathematics ELD instruction, provide instructional coaching, and lead district-level professional development to improve EL student access to resources and programs. (LCFF Supplemental)	\$147,081.83	Yes
1.4.b	ELPAC Test Administrators	Temporary staffing to operate as ELPAC Testing Administrators to assist schools who have high populations of EL students with ELPAC testing. (LCFF Supplemental)	\$20,000.00	Yes
1.4.c	EL Facilitators (Differentiated Assistance and CA School Dashboard - Academics).	Stipends for EL Facilitators at each site, prorated to match student population. EL Facilitators perform duties such as instructional support for English Learners, including Long-Term English Learners, reclassification and monitoring support and ELPAC testing (LCFF Supplemental)	\$42,933.00	Yes
1.4.d	Professional Development-English Language Development. (Differentiated Assistance and CA School Dashboard - Academics).	Professional development, sub release days to cover professional development related to meeting the language development needs of EL students, including Long-Term English Learners, and teacher training in English Language Development and implementation of the EL Plan for Student Success. (LCFF Supplemental)	\$49,340.00	Yes
1.4.e	Multilingual Achievement Ceremony	Materials for annual Multilingual Achievement Ceremony such as balloons, invitation printing, decorations. (LCFF Supplemental)	\$1,000.00	Yes
1.4.f	Constructing Meaning Implementation-	Stipends for Constructing Meaning leads at four secondary sites to support the implementation of CM strategies in instruction, instructional support,	\$11,000.00	Yes

	(Differentiated Assistance and CA School Dashboard - Academics).	and training for integrated ELD, with a focus on supporting all English Learners including Long-Term English Learners. (LCFF Supplemental)		
1.4.g	ELPAC Testing	Funds for sub release days for ELPAC testing and ELPAC training for new testing administrators inclusive of the Alternate ELPAC. (LCFF Supplemental)	\$15,930.00	Yes
1.4.h	Professional Development to implement ELD Curriculum- (Differentiated Assistance and CA School Dashboard - Academics).	Professional development, materials, and release time for teacher training on secondary ELD curriculum. (LCFF Supplemental)	\$38,260.00	Yes
1.4.i	English Learner Monitoring Platform- (Differentiated Assistance and CA School Dashboard - Academics).	Ensure all ELs are supported through high-quality ELD programs, with ELPAC/ELPI score analysis, EL/RFEP progress monitoring, reclassification, translated parent letters, Federal Program Monitoring (FPM) support, and all the other instructional planning initiatives to support ELs. (e.g., ELLevation) (Title III & LCFF Supplemental)	\$41,506.00	Yes
1.4.j	Early Learning Multilingual Learner Support.(Differentiated Assistance and CA School Dashboard - Academics).	Professional development, release time, extra hours, materials, and travel expenses for enhancing English language instruction in grades TK-3 (e.g., New Teacher Center, etc.) (New Teacher Center)	\$0.00	No

<p>1.4.k</p>	<p>LTEL Secondary Designated ELD-Development of secondary Long-Term English Learner Designated-ELD courses and adoption of supplementary materials for adopted courses. (Differentiated Assistance and CA School Dashboard - Academics).</p>	<p>Release time, extra hours, materials for the development of secondary Long-Term English Learner Designated-ELD courses, and adoption of supplementary materials for adopted courses (LCFF Supplemental)</p>	<p>\$150,000.00</p>	<p>Yes</p>
---------------------	--	--	---------------------	------------

Goals and Actions

Goal

Goal #	Description	Type of Goal
Focus Goal 1.5	Improve equity, access, and outcomes for diverse student learners by increasing opportunities for student learning in the least restrictive environment (LRE).	Focus Goal

State Priorities addressed by this goal.

- Priority 1: Basic (Conditions of Learning)
- Priority 3: Parental Involvement (Engagement)
- Priority 4: Pupil Achievement (Pupil Outcomes)
- Priority 5: Pupil Engagement (Engagement)
- Priority 8: Other Pupil Outcomes (Pupil Outcomes)

An explanation of why the LEA has developed this goal.

Focus Goal 1.5 focuses on improving equity, access, and inclusion for diverse learners by increasing opportunities in the Least Restrictive Environment (LRE) and overall student achievement. EC Section 52064 (e)(5) requires that districts that are eligible for Differentiated Assistance for three or more consecutive years, based on the performance of the same student group(s), will receive technical assistance to plan and improve student outcomes. In MHUSD, the areas in red on the California Dashboard for Students with Disabilities (SWDs) are Math performance, English Language Arts (ELA) performance, and Suspensions. Additionally, the California Department of Education monitors various aspects of special education through its Compliance and Improvement Monitoring (CIM) system, including but not limited to LRE, graduation rates, academic performance in English Language Arts and Math, and suspension.

In the 2023-24 academic year, iReady Diagnostic #3 SWD Results for grades K-8 in Reading and Math highlighted varying proficiency levels among students with disabilities (SWD). In Reading, 11% of SWD performed at Mid-Above Grade Level, while 10% were at Early On Grade Level. Conversely, in Math, 9% were at the Mid-Above Grade Level, and 11% were at the Early On Grade Level. However, a substantial proportion faced academic challenges, with 20% in Reading and 24% in Math at One Grade Level Below and 19% in Reading and 21% in Math at Two Grade Levels Below. Additionally, 40% in Reading and 36% in Math were Three or More Grade Levels Below. Despite these challenges, there were notable instances of growth, with varying percentages of SWD meeting annual stretch growth across proficiency levels in both Reading and Math, underscoring the importance of targeted interventions to support their academic progress. In the 2023-24 academic year, NWEA MAP data for grades revealed the average RIT scores for SWD in Reading and Math across grades 9-11. In Reading, SWD had an average RIT score of 201 in grade 9, 207 in grade 10, and 204 in grade 11. Similarly, in Math, SWD had an average RIT score of 210 in grade 9, 213 in grade 10, and 210 in grade 11. These scores provide insights into the academic proficiency of SWD across different grade levels, informing targeted interventions to support their continued growth and success in both subjects.

Areas of improvement for the LRE include having students with disabilities in the general education environment greater than 80% of the time and having fewer students in a more restrictive setting less than 40% of the time. Seventy-six percent (76%) of seniors with special

education services graduated in 2023. Nine and one-half percent (9.5%) of SWD were suspended at least one day in 2023. Academically, SWD scored in the red for ELA and Math state assessments. These data points and a recent district-wide study on inclusive practices indicate a need for improved inclusive opportunities for students with disabilities. Additionally, the data points and the study highlight the need for an inclusive framework and greater Universal/Tier 1 instruction, including understanding and implementing Universal Design for Learning. Also important is a greater understanding and implementation of the multiple methodologies of collaboration and inclusion. Inclusive opportunities support SWD in a setting as close to the general education class as possible. Creating robust programs within MHUSD will support students' needs within the District, thus reducing the need for placements outside the District. (State Priorities: 1, 3, 4, 5, 8)

Measuring and Reporting Results

Metric #	Metric	Baseline	Year 1 Outcome	Year 2 Outcome	Target for Year 3 Outcome	Current Difference from Baseline
1.5.a	Pupil Achievement: SWD Statewide Assessment SBAC in English Language Arts (ELA) Performance Indicator (CA School Dashboard)	2023: Dashboard Color: Red 114.8 Points below the standard			2026: Yellow At standard	
1.5.b	Pupil Achievement: SWD Statewide Assessment SBAC in Math Performance Indicator (CA School Dashboard)	2023: Dashboard Color: Red 154.8 Points below the standard			2026: Yellow At standard	
1.5.c	Pupil Achievement: SWD College & Career Readiness Indicator (CA School Dashboard)	2023: 9.8% Prepared			2026: >20% Prepared	
1.5.d	Pupil Achievement: SWD High School Graduation Rates	Class of 2023 Dashboard Color: Orange			2026: Yellow > 80% Graduated	

	(CA School Dashboard)	75.9% Graduated (Cohort)				
1.5.e	Student Outcomes: SWD Suspension Rates (CA School Dashboard)	2023: Dashboard Color: Red 9.5% suspended at least 1 day			2026: Yellow <4%	
1.5.f	Student Outcomes: State Performance Plan Indicators: 5a: Education Environments: 80% or more of the day in the Least Restrictive Environment (Annual Determination Letter)	2024 Annual Determination Letter LRE >80% of the day: 56.06% State Target: >62%			2027 Annual Determination Letter LRE >80% of the day: >70% State Target: >70%	
1.5.g	Student Outcomes: State Performance Plan Indicators: 5b: Education Environments: Less than 40% of the day in the Least Restrictive Environment (Annual Determination Letter)	2024 Annual Determination Letter LRE <40% of the day: 12.89% State Target: <16.5%			2027 Annual Determination Letter LRE >80% of the day: >70% State Target: >70%	
1.5.h	Student Outcomes: State Performance Plan Indicators: 5c: Education Environments: Separate Setting (Annual Determination Letter)	2024 Annual Determination Letter TK/K - 22 in a separate setting: 2.77% State Target: <3%			2027 Annual Determination Letter LRE <40% of the day: <12% State Target: <12%	

1.5.i	Student Outcomes: SWD Enrollment in CTE, AP, and Dual Enrollment (unduplicated student count) (Aeries SIS; DataZone)	As of May 2024 SWD students in high school enrolled in at least 1 AP course: 22 / 6.2% SWD students in high school enrolled in at least 1 CTE course: 183 / 52.1% SWD students in high school enrolled in at least 1 dual enrollment course: 16 / 4.5%			May 2027 Percent of SPED student enrolled in at least 1 AP course: 15% Percent of SPED students enrolled in at least 1 CTE course: 65% Percent of SPED students enrolled in at least 1 dual enrollment course: 15%	
1.5.j	Student Outcomes: SWD Students Successfully Completing CTE Pathways	Class of 2023 SWD 60 students			>100 students	
1.5.k	Student Outcomes: Percentage of SWD 9th graders passing IM1 with a grade C or better (Aeries SIS)	2023-24 S1 Integrated Math I: 53.5% / 15 SWD passed IM 1 with a C or better			>75% of SWD passing IM1 with a C or better	
1.5.l	Pupil Achievement: SWD iReady Reading Assessment: Grades K-8 (iReady Assessment)	2023-24 Diagnostic #3 SWD Results Reading Mid-Above Grade Level: 11% Early On Grade Level: 10% One Grade Level			Spring 2027 Mid-Above Grade Level: 15% Early On Grade Level: 15% One Grade Level Below: 35% Two Grade Levels Below: 15%	

		<p>Below: 20% Two Grade Levels Below: 19% Three or More Grade Levels Below: 40%</p> <p>Mid or Above Grade Level:</p> <ul style="list-style-type: none"> • ---41% met annual stretch growth (13 students) <p>Early On Grade Level:</p> <ul style="list-style-type: none"> • ---23% met annual stretch growth (12 students) <p>One Grade Level Below:</p> <ul style="list-style-type: none"> • ---21% met annual stretch growth (30 students) <p>Two Grade Levels Below:</p> <ul style="list-style-type: none"> • ---15% met annual stretch growth (24 students) <p>Three or More Grade Levels Below:</p> <ul style="list-style-type: none"> • ---15% met annual stretch growth (41 students) <p>45% Students with Disabilities Improved their Placement in</p>			<p>Three or More Grade Levels Below: 20%</p>	
--	--	--	--	--	--	--

		Reading from Fall to End of the Year Assessments				
1.5.m	Pupil Achievement: SWD iReady Math Assessment: Grades K-8 (iReady Assessment)	<p>2023-24 Diagnostic #3 SWD Results Math</p> <p>Mid-Above Grade Level: 9% Early On Grade Level: 11% One Grade Level Below: 24% Two Grade Levels Below: 21% Three or More Grade Levels Below: 36%</p> <p>Mid or Above Grade Level:</p> <ul style="list-style-type: none"> ----21% met annual stretch growth (4 students) <p>Early On Grade Level:</p> <ul style="list-style-type: none"> ----14% met annual stretch growth (4 students) <p>One Grade Level Below:</p> <ul style="list-style-type: none"> ----26% met annual stretch growth (48 students) <p>Two Grade Levels Below:</p>			<p>Spring 2027 Mid-Above Grade Level: 15% Early On Grade Level: 15% One Grade Level Below: 35% Two Grade Levels Below: 15% Three or More Grade Levels Below: 20%</p>	

		<ul style="list-style-type: none"> ----16% met annual stretch growth (28 students) <p>Three or More Grade Levels Below:</p> <ul style="list-style-type: none"> ----14% met annual stretch growth (45 students) 				
1.5.n	Pupil Achievement: NWEA MAP 9-11 SWD Reading and Math Avg RIT Scores by Grade Level	<p>2023-24 EL Reading Winter Avg RIT Scores</p> <p>9: 201 10: 207 11: 204</p> <p>2023-24 EL Math Winter Avg RIT Scores</p> <p>9: 210 10: 213 11: 210</p>			<p>Grade Level RIT Scores</p> <p>Reading</p> <p>9: 220.52 10: 222.91 11: 224.64</p> <p>Math</p> <p>9: 228.67 10: 231.21 11: 233.49</p>	

Goal Analysis [2023-24]

An analysis of how this goal was carried out in the previous year.

A description of overall implementation, including any substantive differences in planned actions and actual implementation of these actions, and any relevant challenges and successes experienced with implementation.

Not Applicable

An explanation of material differences between Budgeted Expenditures and Estimated Actual Expenditures and/or Planned Percentages of Improved Services and Estimated Actual Percentages of Improved Services.

Not Applicable

A description of the effectiveness or ineffectiveness of the specific actions to date in making progress toward the goal.

Not Applicable

A description of any changes made to the planned goal, metrics, target outcomes, or actions for the coming year that resulted from reflections on prior practice.

Not Applicable

Actions

Action #	Title	Description	Total Funds	Contributing
1.5.a	Inclusion PD and Coaching - Provide educators with training and ongoing support to effectively implement inclusive practices in the classroom, ensuring that all students, including those with diverse learning needs, are fully supported and included in the learning environment. (Differentiated Assistance and CA School Dashboard - Academics; Special Education Study)	Provide job-embedded and targeted professional development, planning, Universal Design for Learning (UDL), coaching, collaboration time for inclusive practices, and co-teaching to enhance student engagement and academic outcomes at three inclusion sites. Development of robust working partnerships that have a direct positive impact on student performance and learning. Addresses Differentiated Assistance goals. (LCFF Supplemental)	\$82,700.00	Yes
1.5.b	Committee to create and implement a District-wide Inclusion Framework - Develop a comprehensive plan	Stipends and subs for the steering committee to create an Inclusive Framework that will enhance student outcomes, engagement, and overall learning conditions. (LCFF Supplemental)	\$6,000.00	Yes

	<p>implemented across the school district to promote inclusive practices and support the diverse needs of all students including strategies for curriculum design, instructional practices, assessment methods, professional development, parent and community involvement to ensure that every student, regardless of background or ability, has access to a high-quality education. (CA School Dashboard - Academics, Special Education Study)</p>			
<p>1.5.c</p>	<p>Behavior De-escalation Training - Provide training to equip educators and school staff with strategies and techniques to effectively manage and defuse challenging behaviors in students to create a safe and supportive learning environment for all</p>	<p>Special Education Behavior De-escalation professional development on crisis intervention training to support specific classrooms and students needing the highest level of support (e.g., QBS, TCI, etc.). Addresses Differentiated Assistance goals specific to suspensions and chronic absenteeism. (LCFF Supplemental)</p>	<p>\$33,554.00</p>	<p>Yes</p>

	students. (CA School Dashboard - Suspension Rate)			
1.5.d	Classified Inclusion Staff - Provide specialized staff to ensure that students with disabilities receive appropriate accommodations and support to participate fully in the general education curriculum (CA School Dashboard - Academics, Special Education Study)	One additional classified staff to support middle school inclusion and support co-teaching. Addresses Differentiated Assistance goals specific to achievement. (LCFF Supplemental)	\$66,000.00	Yes
1.5.e	Preschool Inclusion Staff - Provide staff with specialized training to implement strategies to promote socialization, communication, and skill development while ensuring that children with disabilities or special needs have equitable access to educational opportunities alongside their typically developing peers. (Special Education Study)	Ongoing state grant-funded preschool Inclusion teacher and paraprofessional. Support preschool students with disabilities in an inclusive environment. Addresses the goal of Continuous Improvement Monitoring for the Least Restrictive Environment (LRE). (Grant Funded)	\$238,000.00	No

<p>1.5.f</p>	<p>Paraprofessional Professional Development - Provide training and educational opportunities for paraprofessionals to enhance their skills, knowledge, and effectiveness in supporting student learning and classroom instruction. (CA Dashboard - Academics, Suspension)</p>	<p>Paraprofessional ongoing training in best practices for SWD and behavior and academic supports for all struggling students (LCFF Supplemental)</p>	<p>\$24,470.00</p>	<p>Yes</p>
---------------------	--	---	--------------------	------------

Goals and Actions

Goal

Goal #	Description	Type of Goal
2.0	Family and Community Engagement Goal: Promote family and community engagement and participation in the education process for all students. Foster a culture of inclusive family and community partnership that inspires all school community members to actively participate in and support student success, thereby creating a cohesive and supportive educational environment conducive to academic achievement, social-emotional growth, and lifelong learning.	Broad Goal

State Priorities addressed by this goal.

- Priority 3: Parental Involvement (Engagement)
- Priority 5: Pupil Engagement (Engagement)
- Priority 6: School Climate (Engagement)

An explanation of why the LEA has developed this goal.

As stated on the California Department of Education website, "family and community engagement greatly increases the likelihood that students will learn and thrive. Students are more prepared for school, more likely to achieve, and more likely to graduate when supported by schools, families, and communities working together in a coordinated manner. Schools will more effectively engage families and communities when they move toward systemic, integrated, and sustained engagement." Fostering and building parent/guardian, family, and community engagement and relationships is essential for supporting and increasing the likelihood of student success in school.

Input gathered from focus groups and surveys from MHUSD's educational partners largely emphasized the importance and value of partnering with families and communities for student engagement and success to and through high school to post-secondary. MHUSD staff learned from educational partners that families value positive interactions with school staff, feel the school partners with them in supporting their child's strengths and areas for growth, believe the school is responsive to their unique goals and challenges, and feel welcome at their child's school. These insights affirm that MHUSD's efforts to foster a supportive, inclusive, and responsive educational environment are successful, highlighting the importance of maintaining strong communication, expanding engagement initiatives, enhancing support services, and regularly evaluating strategies to ensure all families feel valued and involved in their children's education.

MHUSD also learned that while many parents have positive interactions with school staff, there are opportunities for improvement in forming connections with other parents and guardians at their child's school. Part of the work moving forward will be to explore opportunities for connecting parents to each other. Other suggestions from parents included providing parenting classes, mental health resources, extracurricular activities such as sports and arts, and information sessions on topics like IEPs, social media, and teen issues.

The district's efforts to support family and community engagement align with the Equity in Education Framework, which seeks to ensure that all students have equal opportunities to succeed regardless of their background. This approach is crucial in diverse communities where

students come from varied cultural, socioeconomic, and linguistic backgrounds. Engaging families and communities helps create an inclusive environment where all students feel supported and valued. Creating resources such as the Family and Community Engagement Center (FACE) addresses more than just academic needs. Offering services like affordable childcare, low-cost laundry facilities, and partnerships with community organizations for social, cultural, economic, and medical support helps families manage life's challenges. This holistic approach ensures that students can focus on their education without being hindered by external stressors.

The district ensures that communication is two-way and responsive by sharing data about student skill levels, listening to family feedback, and incorporating culturally relevant content into the curriculum. This responsiveness helps tailor education to meet students' needs and interests, making learning relevant and effective. Programs like the Parent Institute for Quality Education (PIQE) and Parent University equip families with the knowledge and skills to support their children's education at home. They model effective teaching practices and engage parents in educational workshops, empowering them to contribute directly to their children's learning. Enlisting families to co-create and drive parent education efforts ensures the initiatives are authentic and reflect the community's true needs and aspirations. This participatory approach leads to higher engagement and more relevant and sustainable programs.

MHUSD has updated the Family and Community Engagement Plan this school year to anchor this work. Families, staff, and community members participated in multiple sessions to create the vision and mission, review and analyze various forms of family engagement data, and create a plan aligned with the high-impact engagement strategies. The Family and Community Engagement Plan will serve as the district's roadmap for creating a comprehensive support system that enhances educational outcomes, fosters inclusivity, strengthens school-community relationships, and empowers families to participate actively in their children's education.

The following are the six high-impact engagement strategies that are the framework of the Family and Community Engagement Plan:

- Building personal relationships, respect, and mutual understanding with families through home visits, community walks, and class meetings
- Sharing data with families about student skill levels
- Modeling effective teaching practices so families can use them at home
- Listening to families about their children's interests and challenges, then using this information to differentiate instruction
- Incorporating content from families' home cultures into classroom lessons
- Aligning family engagement activities with school improvement goals.

MHUSD's comprehensive Family and Community Engagement Plan, grounded in high-impact strategies and an equity framework, aims to create a supportive, inclusive, and responsive educational environment. By building strong relationships, enhancing communication, and providing diverse resources and programs, the District is committed to empowering families and communities to participate in their children's education actively, ultimately fostering student success and well-being. (State Priorities 3, 5, 6)

Measuring and Reporting Results

Metric #	Metric	Baseline	Year 1 Outcome	Year 2 Outcome	Target for Year 3 Outcome	Current Difference from Baseline
2.0.a	Parental Involvement/Pupil Engagement: Community Liaison Home Visits	2023-24 Less than one visit per week			8 visits per week or 20% of weekly schedule	
2.0.b	Parental Involvement: Community Liaison Family Support	Baseline data to be established: Percent of families surveyed agree or strongly agree on these statements: I know who my school community liaison is Percent of families who contact their community liaisons for support report that their needs/ questions were successfully addressed			80% of families surveyed agree or strongly agree on these statements: I know who my school community liaison is 80% of families who contact their community liaisons for support report that their needs/ questions were successfully addressed	
2.0.c	Parental Involvement: Community Liaison Professional Development	2023-24 All Community Liaisons participate in at least 2 family engagement professional development activities per year			All Community Liaisons participate in at least 3 formal family engagement professional development activities per year.	

2.0.d	Parental Involvement: Increase participation levels in family and community engagement activities hosted at the FACE Center, focusing on identifying trends and patterns among targeted student populations.	2023-24 193 individuals have participated in at least one tracked event at the FACE Center during the 2023-2024 school year. Note: Beginning 2024-25, participation data will be tracked for all events and disaggregated by student group			Participation across demographic groups will increase by 30%	
2.0.e	Parental Involvement: Surveys of individuals participating in parent education activities reflect that the activity met or exceeded their expectations.	2023-24 Above 90% of Parent University participants rate services received at a level 4 or 5 on a 5 point scale.			98% of people participating in family education activities at the FACE Center report that the activity successfully met or exceeded their expectations	
2.0.f	Parental Involvement: Track and increase the percentage of families participating in Back to School Night and Open House	82% of families responding to a district survey attended Back-to-School night or Open House Note: Comprehensive baseline data from schools regarding attendance at Back-to-School Night and Open House will be collected starting in 2024-25			90% of families responding to a district survey attended Back-to-School Night or Open House	

2.0.g	Parental Involvement/Pupil Engagement: FACE Plan Implementation	<p>2023-24 Survey Data:</p> <p>Cultural Proficiency 54% of families interviewed agree: I see my child's culture, interests, and values reflected at my child's school</p> <p>Parental Involvement: 69% of families surveyed: My child's school encourages parental involvement</p> <p>Volunteering: 46% of families surveyed have volunteered in their child's school</p> <p>Note: 471 district parents participated in the 23-24 district survey; 5,579 families in grades TK-12 districtwide</p>			<p>80% of families surveyed agree or strongly agree on these statements:</p> <ul style="list-style-type: none"> • I see my child's culture, interests, and values reflected at my child's school • My child's school encourages parental involvement <p>55% of families surveyed have volunteered in their child's school</p>	
2.0.h	Parental Involvement: Communication with Families	<p>67% of families surveyed agreed: My child's school effectively communicates with parents regarding their child's progress</p> <p>69% of families surveyed agreed: My child's school shares</p>			<p>95% of families surveyed agree: My child's school effectively communicates with parents regarding their child's progress</p> <p>90% of families</p>	

		<p>data with families about student skill levels</p> <p>Baseline data to be established:</p> <ul style="list-style-type: none"> • My child’s teacher has shared how the school addresses the diverse learning needs of all students • I have had at least two opportunities to share insights about my child’s learning needs and interests with their teacher <p>Note: 471 district parents participated in the 23-24 district survey; 5,579 families in grades TK-12 districtwide</p>			<p>surveyed agree: My child's school shares data with families about student skill levels</p> <p>80% of families surveyed agree or strongly agree on these statements:</p> <ul style="list-style-type: none"> • My child’s teacher has shared how the school addresses the diverse learning needs of all students • I have had at least two opportunities to share insights about my child’s learning needs and interests with their teacher 	
--	--	---	--	--	--	--

Goal Analysis [2023-24]

An analysis of how this goal was carried out in the previous year.

A description of overall implementation, including any substantive differences in planned actions and actual implementation of these actions, and any relevant challenges and successes experienced with implementation.

Not Applicable

An explanation of material differences between Budgeted Expenditures and Estimated Actual Expenditures and/or Planned Percentages of Improved Services and Estimated Actual Percentages of Improved Services.

Not Applicable

A description of the effectiveness or ineffectiveness of the specific actions to date in making progress toward the goal.

Not Applicable

A description of any changes made to the planned goal, metrics, target outcomes, or actions for the coming year that resulted from reflections on prior practice.

Not Applicable

Actions

Action #	Title	Description	Total Funds	Contributing
2.0.a	School Site Bilingual Community Liaisons - Provide staff members who serve as a bridge between the school and non-English-speaking families, facilitating effective communication and engagement to increase student	Bilingual Community Liaisons at each school site within MHUSD are dedicated to providing comprehensive support to families, with a particular emphasis on EL students. These liaisons serve as vital conduits between home and school, offering outreach, communication, resource access, interpretation, and translation services. (LCFF Supplemental)	\$389,556.31	Yes

	outcomes, focusing on English Learners, Foster Youth, and Socioeconomically Disadvantaged. (CA School Dashboard - Academics, Chronic Absenteeism, Suspension, Graduation Rate)			
2.0.b	Community Liaison Professional Development - Provide training programs designed to enhance the skills and effectiveness of community liaisons in schools, including communication skills, cultural competency, conflict resolution, and strategies for engaging families and the community to improve outcomes for all students, focusing on English Learners, Foster Youth, and Socioeconomically Disadvantaged. (CA School Dashboard - Academics, Chronic Absenteeism, Suspension, Graduation Rate)	Professional development opportunities tailored to the needs of Community Liaisons, including workshops on topics such as improving their translation skills and conducting home visits, consultations, and participation in county and state conferences, with provisions for registration fees, lodging, travel, release time, extra hours, and stipends as necessary. Additionally, fostering collaboration among liaisons across the school district will serve as a vital strategy for maximizing their effectiveness and ensuring continuous improvement. (LCFF Supplemental)	\$7,500.00	Yes
2.0.c	Family and Community Engagement Center -	The Family and Community Engagement Center's primary objective is to create and maintain a welcoming and inclusive space that facilitates family and community partnerships, promotes access to vital resources, and	\$30,000.00	Yes

	Provide a dedicated space that fosters collaboration between the district, families, and the broader community through workshops, resources, and activities that promote active family involvement in education to improve student outcomes, focusing on English Learners, Foster Youth, and Socioeconomically Disadvantaged. (CA School Dashboard - Academics, Chronic Absenteeism, Suspension, Graduation Rate)	supports the holistic well-being of students and their families. Funds will be used to maintain the operation of services and activities currently provided and continue to build on the key strategies and initiatives. Cost for contracts, stipends, materials, and supplies. (LCFF Supplemental)		
2.0.d	Family and Community Engagement Center Lead - Provide a staff member to manage and coordinate the activities and services of the Family and Community Engagement Center, including organizing workshops and events, providing resources and support to families,	Bilingual Family and Community Engagement Lead position to support Family and Community Engagement with a focus on EL, FY, and SED families and students. The FACE Lead will play a pivotal role in organizing activities, fostering a welcoming environment, and tracking usage and demographic data to assess the impact of the FACE Center on student achievement and family engagement. (LCFF Supplemental)	\$85,287.55	Yes

	<p>facilitating communication between the school and the community, and fostering strong partnerships to enhance student success and create an inclusive school environment to improve outcomes for all students, focusing on English Learners, Foster Youth, and Socioeconomically Disadvantaged. (CA School Dashboard - Academics, Chronic Absenteeism, Suspension, Graduation Rate)</p>			
2.0.e	<p>Communication and Translation Services - Ensure that non-English-speaking families have equal access to important information and can fully participate in their child's education by translating documents and providing interpretation services to overcome language barriers, foster inclusivity and stronger school-family partnerships to</p>	<p>Improve/implement district communication systems and provide translation services for families to increase their capacity to navigate the school system successfully and support a shared vision of student achievement with a focus on English Learners (e.g., Language Line, extra hours & stipends, professional translation services, printing costs, etc.)</p> <p>In MHUSD, almost 25% of students are from Spanish-speaking homes, and 18.2% of students are English Learners. Therefore, essential communications are provided in both English and Spanish (California Education Code 48985). (LCFF Supplemental)</p>	\$20,700.00	Yes

	improve outcomes for all students, focusing on English Learners, Foster Youth, and Socioeconomically Disadvantaged. (CA School Dashboard - Academics, Chronic Absenteeism, Suspension, Graduation Rate)			
2.0.f	Parent/Guardian Education - Provide parents and guardians with the knowledge and skills to support their children's academic and social-emotional development, including workshops, informational sessions, and resources on topics such as effective parenting strategies, navigating the school system, helping with homework, and fostering positive behavior and communication at home to improve outcomes for all students, focusing on English Learners, Foster Youth, and Socioeconomically Disadvantaged. (CA	Provide education for families to assist their children in navigating the school system successfully, with a focus on EL, SWD, HY, FY, and SED families (e.g., Parent University, PIQE, Annual CAFE conference, etc., including food, childcare, supplies, printing and marketing costs, extra hours, stipends, travel, lodging, etc.). Parent education offerings will be shaped by continual feedback from the school community, ensuring relevance and effectiveness. Regular surveys and focus groups will help shape the menu of offerings to meet families' evolving needs, making it a dynamic resource that adapts to changing community demographics and challenges. (LCFF Supplemental)	\$44,500.00	Yes

	School Dashboard - Academics, Chronic Absenteeism, Suspension, Graduation Rate)			
2.0.g	Family and Community Engagement Plan Implementation - Put into action strategies and initiatives outlined in the plan to foster collaboration between the District, families, and the broader community; this includes executing activities such as workshops, events, and outreach efforts designed to promote family involvement, strengthen partnerships, and enhance student success to improve outcomes for all students, focusing on English Learners, Foster Youth, and Socioeconomically Disadvantaged. (CA School Dashboard - Academics, Chronic Absenteeism, Suspension, Graduation Rate)	Implement the Family and Community Engagement plan focusing on EL, SWD, HY, FY, and SED families (extra hours for staff, professional development, transportation, food, supplies, and childcare for family events, and professional conferences). (LCFF Supplemental)	\$4,000.00	Yes

<p>2.0.h</p>	<p>District English Learner Advisory Committee (DELAC) and Migrant Parent/Guardian Advisory Council (MPAC) - Support advisory groups within the District that represent the interests of students identified as English Learner and migrant families that play a crucial role in ensuring that the District's policies, programs, and resources effectively support the academic success and well-being of students identified as English Learner and migrant to improve outcomes for all students, focusing on English Learners, Foster Youth, and Socioeconomically Disadvantaged. (CA School Dashboard - Academics, Chronic Absenteeism, Suspension, Graduation Rate)</p>	<p>Support regular meetings of DELAC and MPAC parent/guardian advisory committees to confer and consult on district initiatives. Expenses include materials, hospitality, child care, and guest speakers (Title III- EL and Title III-Migrant.)</p>	<p>\$3,000.00</p>	<p>No</p>
---------------------	--	---	-------------------	-----------

Goals and Actions

Goal

Goal #	Description	Type of Goal
Focus Goal 3.0	Enhance Student Engagement, Social Emotional Learning, and School Climate that Fosters Relationships, Wellbeing and Achievement	Broad Goal

State Priorities addressed by this goal.

- Priority 4: Pupil Achievement (Pupil Outcomes)
- Priority 5: Pupil Engagement (Engagement)
- Priority 6: School Climate (Engagement)
- Priority 8: Other Pupil Outcomes (Pupil Outcomes)

An explanation of why the LEA has developed this goal.

Our district is dedicated to fostering educational equity by implementing comprehensive support systems that cater to the unique strengths and needs of every student, school, and community. This goal is driven by our commitment to creating a learning environment where all students can thrive academically, emotionally, and socially. We recognize that each student has different needs and strengths, and by providing tailored support, we ensure no one is left behind. Engaging students in responsive and relevant learning activities is crucial for their academic growth and personal development. We strive to make these experiences impactful and aligned with each student's interests and needs. Strengthening relationships and support systems foster students' sense of belonging and well-being while maintaining secure school environments, ensuring they feel safe and supported. Through continuous engagement with our Educational Partners—including parents, teachers, and community members—we have identified student well-being, engagement, school climate, and safety as our key priorities. By focusing on these areas, we aim to build and reinforce structures, systems, and practices that support every student's journey toward academic success and personal growth, creating a district where all students feel valued, safe, and empowered to reach their full potential. (State Priorities: 5, 6).

Measuring and Reporting Results

Metric #	Metric	Baseline	Year 1 Outcome	Year 2 Outcome	Target for Year 3 Outcome	Current Difference from Baseline
3.0.a	Pupil Engagement: Attendance Rate as of P2 (CALPADS)	2023-24 P2 Attendance Rate: 92.8%			Attendance Rate: 95%	

3.0.b	Pupil Engagement: Chronic Absenteeism Rates (Aeries SIS)	2023-24 Chronic Absenteeism Rate: 18% (as of May 2024)			Chronic Absenteeism Rate: 14% or less	
3.0.c	Pupil Engagement: Middle School Dropout Rate (CALPADS)	2022-23 Middle School Dropout Rate: 0			Middle School Drop out rate: 0%	
3.0.d	Pupil Engagement: High School Dropout Rate (DataQuest)	2022-23 High School Dropout Rate: 2.8%			High School Dropout Rate: 1% or less	
3.0.e	Pupil Engagement: High school graduation rates (Cohort/DataQuest)	2022-23 Graduation Rate: 92.8%			High School Graduation Rate: >95%	
3.0.f	School Climate: Suspension Rate (DataQuest)	2022-23 Suspension Rate: 5.3%			Suspension rate: 3%	
3.0.g	School Climate: Expulsion Rate (DataQuest)	2022-23 Expulsion Rate: 0%			Expulsion rate: 0%	
3.0.h	School Climate: Survey Responses School Climate	2023-24 43% of student grades 5-12 completed at least one (1) climate and culture survey			60% of students grades 5-12 will complete at least 1 climate and culture survey	
3.0.i	Pupil Engagement:	2023-24 Number of home visits: 200			Maintain or increase the	

	Number of home visits completed by CARE staff (Aeries)				number of home visits.	
3.0.j	Pupil Engagement: Number community events and outreach (resource fairs, food distributions, and workshops) (DataZone)	2023-2024 Number of outreach/events per year: 20			Maintain or increase the number of outreach/events per year	
3.0.k	Pupil Engagement/School Climate: Number of school activities (academic, sports, and special events) SRO was active and present for.	2023-2024 Number of events: 18			Number of events: 25	
3.0.l	School Climate: Completion rate of Social Emotional lessons in K-5 grade (Second Step)	2023-24 Baseline (Second Step): 43% completion rate K-5			55% completion rate K-5	
3.0.m	Pupil Engagement: Number of School Linked Services (SLS) and Prevention Early Intervention (PEI) referrals for qualifying schools (DataZone)	2023-24 Tier 3 Referral Range 3.4%			Tier 3 referral range between 3%-10%	
3.0.n	School Climate: Threat Assessment Training	2024-25			Year 1: all administrators will be trained on	

		Baseline information will be gathered during the 24-25 SY for this goal			<p>threat assessment process.</p> <p>Year 2: Training for threat assessment teams at each site</p> <p>Year 3: Training 3 staff for Trainer-of-Trainer model for longevity and capacity building</p>	
--	--	---	--	--	---	--

Goal Analysis [2023-24]

An analysis of how this goal was carried out in the previous year.

A description of overall implementation, including any substantive differences in planned actions and actual implementation of these actions, and any relevant challenges and successes experienced with implementation.

Not Applicable

An explanation of material differences between Budgeted Expenditures and Estimated Actual Expenditures and/or Planned Percentages of Improved Services and Estimated Actual Percentages of Improved Services.

Not Applicable

A description of the effectiveness or ineffectiveness of the specific actions to date in making progress toward the goal.

Not Applicable

A description of any changes made to the planned goal, metrics, target outcomes, or actions for the coming year that resulted from reflections on prior practice.

Not Applicable

Actions

Action #	Title	Description	Total Funds	Contributing
3.0.a	District Climate and Culture Surveys - Provide tools to gauge the overall perceptions, attitudes, and experiences of students, parents, teachers, and staff regarding the school environment, including safety, inclusivity, respect, communication, and support systems, and aim to identify areas of strength and areas for improvement within the district's climate and culture to improve outcomes for all students with a focus on English Learners, Foster Youth, and Socioeconomically Disadvantaged. (Differentiated Assistance and CA Dashboard - Academics, Chronic Absenteeism, Suspension, Graduation Rate)	Surveys to gather student, family, and community feedback and input (e.g. Satchel, Hanover, California Healthy Kids Survey, Data Zone, etc.) (LCFF Supplemental)	\$76,425.00	Yes

3.0.b	School Culture and Climate Supports and Training - Provide training and resources aimed at fostering a positive and inclusive school environment, including professional development, behavioral supports, community-building activities, cultural competency training, and wellness initiatives to promote academic success, social-emotional development, and well-being to improve outcomes for all students with a focus on English Learners, Foster Youth, and Socioeconomically Disadvantaged. (Differentiated Assistance and CA Dashboard - Academics, Chronic Absenteeism, Suspension, Graduation Rate)	Professional Development, release time, stipends, extra hours, materials and supplies, and program licenses to develop and implement a holistic approach to support students' and staff's social, emotional, and behavioral needs. (e.g., restorative justice, suicide prevention training, crisis intervention, mental health support, Cultural Proficiency, PBIS/Teaching Pyramid, School Safety, etc.) (LCFF Supplemental)	\$64,000.00	Yes
3.0.c	Collaborative Partnerships for Comprehensive Social-Emotional Support - Build alliances between	Professional development, release time, stipends, extra hours, materials and supplies, and program licenses to establish a comprehensive social-emotional support framework that integrates activities and partnerships to foster healthy life skills and enhance social-emotional engagement, prevention, and restorative practices for all students, particularly those who are English learners, come from low-income backgrounds, or are in foster	\$38,000.00	Yes

	<p>schools, community organizations, and mental health agencies to provide holistic support for students' social and emotional well-being to offer a range of services and resources, including counseling, mentoring, family support, and community-based programs, to address the diverse needs of students and improve outcomes for all students, focusing on English Learners, Foster Youth, and Socioeconomically Disadvantaged. (Differentiated Assistance and CA Dashboard - Academics, Chronic Absenteeism, Suspension, Graduation Rate)</p>	<p>youth programs (e.g., South County Youth Task Force, Living Above the Influence, New Hope for Youth, Differentiated Response, etc.) (LCFF Supplemental)</p>		
3.0.d	<p>Student Health and Wellness Curriculum - Provide a structured program designed to promote the physical, mental, and emotional well-being of students to provide students with the</p>	<p>Professional development, release time, stipends, extra hours, materials and supplies, and program licenses to establish a comprehensive social-emotional learning initiative spanning grades TK-12, integrating K-12 education on child abuse, human trafficking, gun violence awareness, and delivering tobacco use prevention education through lessons, activities, and school-wide awareness events, etc. (e.g., Project Cornerstone, Second Step, Be Seen and Be Heard, Satchel, etc.) (LCFF Supplemental and Restricted Lottery)</p>	\$75,550.00	Yes

	<p>knowledge, skills, and resources they need to make informed decisions and adopt healthy behaviors to improve outcomes for all students with a focus on English Learners, Foster Youth, and Socioeconomically Disadvantaged. (Differentiated Assistance and CA Dashboard - Academics, Chronic Absenteeism, Suspension, Graduation Rate)</p>			
3.0.e	<p>Foster and Homeless Support - Provide assistance and resources to students who are in foster care or experiencing homelessness to ensure they have access to a stable and supportive learning environment to improve outcomes for Foster Youth. (Differentiated Assistance and CA Dashboard - Academics, Chronic Absenteeism, Suspension, Graduation Rate)</p>	<p>Professional development, release time, stipends, extra hours, materials and supplies, and travel vouchers provide comprehensive support services to students facing various barriers, including those living in foster care, experiencing homelessness, and facing economic hardship. (Title I and LCFF Supplemental)</p>	\$33,600.00	Yes

3.0.f	Documentation Services - Provide management and maintenance of student records, administrative paperwork, and other official documents to ensure compliance with legal and regulatory requirements, facilitate communication between stakeholders, and support decision-making processes within educational institutions to improve outcomes for all students with a focus on English Learners, Foster Youth, and Socioeconomically Disadvantaged. (Differentiated Assistance and CA Dashboard - Academics, Chronic Absenteeism, Suspension, Graduation Rate)	Professional development, release time, stipends, extra hours, and program licenses for digital documents (e.g., Scribbles, DocuSign, etc.) (LCFF Supplemental)	\$46,192.50	Yes
3.0.g	Educational Alternative Placements - Provide specialized educational settings	For expelled youth in a Santa Clara County school district, the Santa Clara County Office of Education Expelled Youth Program. (LCFF Base)	\$195,000.00	No

	<p>or programs designed to meet the unique needs of students who require alternative approaches to learning due to academic, behavioral, or social-emotional challenges to improve outcomes for all students, focusing on English Learners, Foster Youth, and Socioeconomically Disadvantaged. (Differentiated Assistance and CA Dashboard - Academics, Chronic Absenteeism, Suspension, Graduation Rate)</p>			
3.0.h	<p>School Safety and Resource Officer to improve outcomes for all students with a focus on English Learners, Foster Youth, and Socioeconomically Disadvantaged. (Differentiated Assistance and CA Dashboard - Academics, Chronic Absenteeism,</p>	<p>School resource officer to provide proactive community relations, parent-project, outreach, direct site support, and threat assessment training for site staff. (LCFF Base and LCFF Supplemental)</p>	\$156,200.00	Yes

	Suspension, Graduation Rate)			
3.0.i	School Linked Services - Provide collaborative partnerships between schools and community-based organizations that provide comprehensive support and resources to students and families to address a wide range of needs to improve outcomes for all students, focusing on English Learners, Foster Youth, and Socioeconomically Disadvantaged. (Differentiated Assistance and CA Dashboard - Academics, Chronic Absenteeism, Suspension, Graduation Rate)	Provide connections to outside CBOs and direct referral process for PEI and SLS services through behavioral health with a focus on EL, SED, and FY students (Grant-Funded)	\$159,674.00	No
3.0.j	CARE Program - Provide staff to form collaborative partnerships between families and community-based organizations that provide comprehensive	CARE specialists to support students with exceptional needs, focusing on EL, LI, and FY students. Specialists will connect students to community-based organizations, school-linked services, and social-emotional counseling. (LCFF Supplemental)	\$787,602.37	Yes

	support and resources to students and families to address a wide range of needs to improve student outcomes, focusing on English Learners, Foster Youth, and Socioeconomically Disadvantaged. (Differentiated Assistance and CA Dashboard - Academics, Chronic Absenteeism, Suspension, Graduation Rate)			
3.0.k	Student Engagement and Attendance - Initiatives focused on promoting active participation in learning activities and ensuring regular student attendance including creating a positive and supportive school environment where students feel motivated, connected, and valued, thereby reducing absenteeism and increasing academic success for all students, focusing on	Professional development, release time, stipends, extra hours, materials, incentives, and supplies to increase student attendance and reduce truancy and chronic absenteeism. (LCFF Supplemental)	\$92,000.00	Yes

	English Learners, Foster Youth, and Socioeconomically Disadvantaged. (Differentiated Assistance and CA Dashboard -Chronic Absenteeism)			
3.0.1	South County Youth Task Force Partnership - Participate in a collaborative effort between various community organizations, government agencies, schools, and stakeholders in the South County region to address the needs and challenges faced by youth in the area, such as substance abuse, mental health issues, juvenile delinquency, and academic struggles to improve outcomes for all students with a focus on English Learners, Foster Youth, and Socioeconomically Disadvantaged. (Differentiated Assistance and CA Dashboard -	Partnership with SCYTF to provide additional support and resources in social-emotional engagement, prevention, interventions, and restorative practices for all students with a focus on EL, SED, and FY. (Grant-Funded)	\$45,000.00	No

	Academics, Chronic Absenteeism, Suspension, Graduation Rate)			
3.0.m	Youth Driven Programs Grant - Offer programs that provide mental health and wellness services to children, youth, parents, and caregivers in California with a specific focus on children and youth from African Americans, Asians and Pacific Islanders, Latinos, LGBTQIA+, and Native American communities (Differentiated Assistance and CA Dashboard - Academics, Chronic Absenteeism, Suspension, Graduation Rate)	Youth-driven programs that provide mental health and wellness services to children, youth, parents, and caregivers in California with a specific focus on children and youth from African Americans, Asians and Pacific Islanders, Latinos, LGBTQIA+, and Native American communities (California Reducing Disparities Project). (Grant-Funded)		No
3.0.n	Community Schools Grant - Transforming schools into hubs that offer a wide range of support services and resources to students, families, and the surrounding community to promote equity,	Community schools offer services beyond academics, including health, family engagement, and enrichment programs. This grant supports establishing or expanding these initiatives, promoting collaboration among schools, families, and community groups to enhance student success and well-being. (Grant Funded)	\$2,062,500.00	No

<p>improve academic outcomes, and address the holistic needs of students by providing access to health care, social services, enrichment programs, and other resources that support success for all students, focusing on English Learners, Foster Youth, and Socioeconomically Disadvantaged. (Differentiated Assistance and CA Dashboard - Academics, Chronic Absenteeism, Suspension, Graduation Rate)</p>			
---	--	--	--

Goals and Actions

Goal

Goal #	Description	Type of Goal
Focus Goal 3.1	Attend to Social-Emotional Learning and Development: Within the three-year cycle of this plan, develop whole-child wellness centers at the two middle and two high school schools, K-8 and elementary sites, and our alternative high school to improve timely student and community access to our growing inventory of social-emotional and school-linked services. Provide social-emotional learning strategies and practices intentionally designed, assessed, and monitored for student outcomes within multi-tiered support systems. Build a community of practice in collaboration with staff and students to establish culturally responsive and inclusive school-wide equity practices that create the conditions for belonging, safe learning environments, and meaningful learning experiences by June 2027.	Focus Goal

State Priorities addressed by this goal.

- Priority 5: Pupil Engagement (Engagement)
- Priority 6: School Climate (Engagement)
- Priority 8: Other Pupil Outcomes (Pupil Outcomes)

An explanation of why the LEA has developed this goal.

Social-emotional wellness research and frameworks support attending to the whole child's needs as a foundational prerequisite for student achievement. In response to feedback from parents/guardians, students, staff, and community educational partners shared the need for the district to attend to students' social-emotional well-being. The wellness centers create an emotionally safe environment that nurtures students who may have experienced various challenges. Thus, a combination of resources will be offered through the Wellness Centers in partnership with community-based organizations for students, families, and staff, ranging from trauma-informed care practices, small group therapy, community resources, and check-ins. Although the Wellness Centers are located in the four secondary school sites, the continuation education high and elementary schools will also have access to the centers. Student voice and agency are essential in creating the space for learning, healing, and wellness. (Priorities: 5, 6, and 8)

Measuring and Reporting Results

Metric #	Metric	Baseline	Year 1 Outcome	Year 2 Outcome	Target for Year 3 Outcome	Current Difference from Baseline
3.1.a	School Climate: Number of visits to the wellness centers during class time	2023-24 (as of April 2024) Total: 13049 K-5: 2301 K-8: 1345 Middle Schools: 4911 High School: 4492			Maintain a consistent continuum of care for students.	
3.1.b	School Climate: Number of students referred to outside agencies and community partnerships.	2023-24 (as of April 2024) Total: 209 Elementary Schools: 56 K-8: 57 Middle Schools: 36 High Schools: 60			Maintain a consistent continuum of care for students.	
3.1.c	School Climate: Number of mental health engagement activities that are hosted on site by wellness	2023-24 Whole school activities grades 6-12: 10 per semester			Maintain or increase 6-12 whole school activities	
3.1.d	School Climate: Number of referrals to the wellness center	2023-24 (as of April 2024) Total: 1243 Self-referral: 183 Staff referral: 1002 Parent/Guardian referral: 56			Maintain a consistent continuum of care for students.	
3.1.e	School Climate:	2023-24 (as of April 2024)			Maintain a consistent	

	Number of visits of students during non class time (before school, brunch, after school)	Total: 25,488 Middle Schools: 18431 High Schools: 7057			continuum of care for students.	
--	--	--	--	--	---------------------------------	--

Goal Analysis [2023-24]

An analysis of how this goal was carried out in the previous year.

A description of overall implementation, including any substantive differences in planned actions and actual implementation of these actions, and any relevant challenges and successes experienced with implementation.

Not Applicable

An explanation of material differences between Budgeted Expenditures and Estimated Actual Expenditures and/or Planned Percentages of Improved Services and Estimated Actual Percentages of Improved Services.

Not Applicable

A description of the effectiveness or ineffectiveness of the specific actions to date in making progress toward the goal.

Not Applicable

A description of any changes made to the planned goal, metrics, target outcomes, or actions for the coming year that resulted from reflections on prior practice.

Not Applicable

Actions

Action #	Title	Description	Total Funds	Contributing
3.1.a	Provide Support and Professional Development for staff at Wellness Centers and Spaces - Ensure	Professional development, release time, stipends, extra hours, materials, and supplies to support staff, students, and families' social, emotional, and wellness needs. (LCFF Supplemental)	\$57,000.00	Yes

	<p>staff have the skills and knowledge to effectively meet the needs of students to support the outcomes of all students, focusing on English Learners, Foster Youth, and Socioeconomically Disadvantaged. (Differentiated Assistance and CA Dashboard - Academics, Chronic Absenteeism, Suspension, Graduation Rate)</p>			
3.1.b	<p>Provide Licensed and Associate Mental Health Professionals to support wellness - Staff with expertise in diagnosing and treating mental health issues, offering counseling and therapy, and developing individualized support plans to ensure that students have access to timely, professional mental health care, which can improve their emotional well-being, academic performance, and</p>	<p>Staffing, professional development, release time, stipends, extra hours, materials, and supplies to provide school-based mental health support and promote self-regulation through guided activities. (Learning Recovery Grant and LCFF Supplemental)</p>	\$570,066.00	Yes

	<p>overall quality of life to support the outcomes of all students, focusing on English Learners, Foster Youth, and Socioeconomically Disadvantaged. (Differentiated Assistance and CA Dashboard - Academics, Chronic Absenteeism, Suspension, Graduation Rate)</p>			
3.1.c	<p>Mental Health Infrastructure and Enhancement - Develop and improve facilities, resources, and programs to support mental health in schools, including creating dedicated spaces, investing in technology, increasing professional staff, and building community partnerships to support the outcomes of all students, focusing on English Learners, Foster Youth, and Socioeconomically Disadvantaged. (Differentiated</p>	<p>A new wellness center (Central), infrastructure (Central, Murphy, Sobrato, Live Oak), and enhancements (Murphy, Live Oak, Sobrato) will help develop, enhance, and expand school-based behavioral health centers. Focusing on racial equity will address a broad continuum of prevention, early intervention, and service needs and the necessary infrastructure, technology, and training to support the public behavior health system effectively. (2 year - SBWC Wellness Grant)</p>	\$1,238,782.00	No

	Assistance and CA Dashboard - Academics, Chronic Absenteeism, Suspension, Graduation Rate)			
3.1.d	Elementary Wellness Counselors - Provide specialized professionals who provide mental health and emotional support to help address issues such as anxiety, social skills, and family challenges, promoting a positive school environment and supporting students' overall well-being and academic success to support the outcomes of all students, focusing on English Learners, Foster Youth, and Socioeconomically Disadvantaged. (Differentiated Assistance and CA Dashboard - Academics, Chronic Absenteeism, Suspension, Graduation Rate)	Wellness counseling staffing support to increase elementary students' ability to access instruction leading to college and career readiness with a focus on EL, FY, and SED. (Title I)	\$404,935.00	No

Increased or Improved Services for Foster Youth, English Learners, and Low-Income Students [2024-25]

Total Projected LCFF Supplemental and/or Concentration Grants	Projected Additional 15 percent LCFF Concentration Grant
\$7,576,388	\$0

Required Percentage to Increase or Improve Services for the LCAP Year

Projected Percentage to Increase or Improve Services for the Coming School Year	LCFF Carryover — Percentage	LCFF Carryover — Dollar	Total Percentage to Increase or Improve Services for the Coming School Year
8.954%	1.277%	\$1,096,132.12	10.231%

The Budgeted Expenditures for Actions identified as Contributing may be found in the Contributing Actions Table.

Required Descriptions

LEA-wide and Schoolwide Actions

For each action being provided to an entire LEA or school, provide an explanation of (1) the unique identified need(s) of the unduplicated student group(s) for whom the action is principally directed, (2) how the action is designed to address the identified need(s) and why it is being provided on an LEA or schoolwide basis, and (3) the metric(s) used to measure the effectiveness of the action in improving outcomes for the unduplicated student group(s).

Goal and Action #	Identified Need(s)	How the Action(s) Address Need(s) and Why it is Provided on an LEA-wide or Schoolwide Basis	Metric(s) to Monitor Effectiveness
1.0.b	Action: TK-12 Comprehensive Literacy - Development of a comprehensive literacy plan to improve literacy outcomes for all students, focusing on English Learners, Homeless Youth, Socioeconomically Disadvantaged, and Students with Disabilities (CA Dashboard).	This action will be build teach capacity in the area of literacy; including identifying ways to support unduplicated students. English Learners, Homeless Youth and Student with Disabilities scored Red on the CA Dashboard	TK-12 Comprehensive Literacy project plan; meeting agendas; completion of plan

Goal and Action #	Identified Need(s)	How the Action(s) Address Need(s) and Why it is Provided on an LEA-wide or Schoolwide Basis	Metric(s) to Monitor Effectiveness
	<p>Need: Need to improve literacy rates.</p> <p>Scope: LEA-wide</p>		
1.0.c	<p>Action: TK-12 Math Alignment- District-wide mathematics professional development and alignment to improve student outcomes, focusing on English Learners, Homeless Youth, Socioeconomically Disadvantaged, and Students with Disabilities (CA Dashboard).</p> <p>Need: Need to build capacity and learning on the new math framework; with a focus on building capacity in order to support English Learners, Homeless Youth and Students with Disabilities.</p> <p>Scope: LEA-wide</p>	We need to improve math achievement for English Learners, Homeless Youth and Students with Disabilities (all Red on the CA Dashboard)	Implementation of professional development plan specific to mathematics
1.0.d	<p>Action: Dual Language Immersion (DLI) Program Development and Alignment - The alignment of the dual-language program district-wide to improve outcomes for all students, with a focus on English Learners, Socioeconomically Disadvantaged, and Students with Disabilities (CA Dashboard).</p> <p>Need: Need to improve literacy and math achievement for English Learners, SED, and</p>	Professional development for certificated teachers and site administrators to improve student learning and achievement in literacy and mathematics specific to DLI programs- with a focus on English Learners, SED, and Students with Disabilities	DLI professional development calendar; implementation of strategies.

Goal and Action #	Identified Need(s)	How the Action(s) Address Need(s) and Why it is Provided on an LEA-wide or Schoolwide Basis	Metric(s) to Monitor Effectiveness
	<p>Students with Disabilities enrolled in DLI programs.</p> <p>Scope: Schoolwide</p>		
<p>1.0.f</p>	<p>Action: District-wide Assessments - Provide access to the core assessment program for instructional staff to provide data-informed instruction to all students, focusing on English Learners, Homeless, and Students with Disabilities (Differentiated Assistance - Academics).</p> <p>Need: Need to specifically monitor student achievement data for English Learners, Homeless, and Students with Disabilities (Differentiated Assistance - Academics).</p> <p>Scope: LEA-wide</p>	<p>Need identified via Differentiated Assistance. Data will be used to monitor student progress and structure targeted interventions and supports</p>	<p>Implementation assessments programs to assess and evaluate student academic progress.</p>
<p>1.0.g</p>	<p>Action: Independent Study Program - Provide access to independent study for students who need an alternate pathway to access the instructional program.</p> <p>Need: Support students who need an alternate instructional pathway; in particular supporting underrepresented students in IS</p> <p>Scope:</p>	<p>The district's Independent Study Program provides an alternative instructional pathway for approximately 70 TK-12 students. In this hybrid program, there is a clear need to support all students, in particular students who are English Learners, Homeless or Socioeconomically Disadvantaged.</p>	<p>Independent Study state monitoring guidelines. Evaluation and analysis of data from independent study online curriculum platforms; paying special attention to performance and achievement of underrepresented student populations including English Learners, Homeless students, and SED.</p>

Goal and Action #	Identified Need(s)	How the Action(s) Address Need(s) and Why it is Provided on an LEA-wide or Schoolwide Basis	Metric(s) to Monitor Effectiveness
	LEA-wide		
1.0.i	<p>Action: Fund School Plans for Student Achievement (SPSAs) - Provide resource allocation to meet the local needs of school sites based on the California School Dashboard and other metrics as outlined in the SPSAs.</p> <p>Need: Need for sites to specifically support unduplicated students as outlined in their SPSAs</p> <p>Scope: LEA-wide</p>	Site allocations will allow schools to support unduplicated students in the manner specified in their SPSAs. Support may include: additional hours for intervention in reading and/or math, PBIS materials, professional development, additional ELD support, small group instruction, etc.	CA Dashboard and metrics outlined in the SPSAs
1.0.m	<p>Action: School Device Digital Security - Ensure student digital safety and equitable access to digital instructional resources at all school sites for all students and staff.</p> <p>Need: Need to ensure digital safety of all students with a particular focus on ELs, HY, SED and SWDs</p> <p>Scope: LEA-wide</p>	The implementation of these digital platforms will allow for comprehensive approach to robust web filtering and more agile classroom management systems to ensure a safer and more productive learning environment for all with a particular focus on EL, HY, SED and SWD.	Implementation logs, monthly monitoring and data analysis and evaluation
1.0.n	<p>Action: Data Monitoring Tools - Provide access to data monitoring tools for instructional staff to provide data-informed instruction to all</p>	Need for access to data monitoring tools in order to be able to collect, evaluate, analyze and report on student academic progress; in particular the need to be able to have disaggregated data for EL, HY,	Data platform implementation; data analysis and reports.

Goal and Action #	Identified Need(s)	How the Action(s) Address Need(s) and Why it is Provided on an LEA-wide or Schoolwide Basis	Metric(s) to Monitor Effectiveness
	<p>students, focusing on English Learners, Homeless, and Students with Disabilities (Differentiated Assistance - Academics).</p> <p>Need: Need to collect, analyze and report on disaggregated student achievement data.</p> <p>Scope: LEA-wide</p>	<p>SED and SWD students and address Differentiated Assistance plan.</p>	
<p>1.0.o</p>	<p>Action: Curriculum and Assessment Professional Development - Provide professional development to instructional staff related to curriculum and assessment to improve student outcomes, focusing on English Learners, the Homeless, and Students with Disabilities (Differentiated Assistance - Academics).</p> <p>Need: Need for professional development for staff on curriculum and assessment platforms to support student achievement with a focus on intervention</p> <p>Scope: LEA-wide</p>	<p>To address achievement gaps in ELA and Math, particularly for English Learners, FY, SED and SWD students, the district will provide targeted professional development for teachers. This training will prioritize engaging instructional strategies proven to support the success of all learners.</p>	<p>Professional Development calendar. Local assessment data. Progress on DA. CA Dashboard</p>
<p>1.0.p</p>	<p>Action: New Teacher Induction Support - Provide professional development for new teachers to improve student outcomes, focusing on English Learners, Homeless, and Students with Disabilities (Differentiated Assistance - Academics).</p>	<p>Need for induction support for new teachers with a special focus on instructional strategies and resources that will provide equitable access for students with a focus on EL, HY, SED and SWD students</p>	<p>Induction logs. Professional Development calendars.</p>

Goal and Action #	Identified Need(s)	How the Action(s) Address Need(s) and Why it is Provided on an LEA-wide or Schoolwide Basis	Metric(s) to Monitor Effectiveness
	<p>Need: Need for induction support for new teachers to</p> <p>Scope: LEA-wide</p>		
1.0.q	<p>Action: Teacher Professional Development - Provide professional development for teachers for District alignment of programs and services to improve student outcomes, focusing on English Learners, Homeless, and Students with Disabilities (Differentiated Assistance - Academics).</p> <p>Need: Provide professional development for teachers, including new hires, for District alignment of programs and services</p> <p>Scope: LEA-wide</p>	Targeted Professional Development for District-Wide Alignment to Support English Learners, Homeless Students, and Students with Disabilities	Professional development calendar. Sign-in documentation.
1.0.r	<p>Action: Program Oversight - Monitor the implementation of district programs to improve student outcomes, focusing on English Learners, Homeless, and Students with Disabilities (Differentiated Assistance - Academics).</p> <p>Need: Monitor the implementation of district programs to improve student outcomes</p>	Oversight of district initiatives to ensure equitable access and improved outcomes for English Learners, Homeless Students, and Students with Disabilities. Actions include staffing to support site and district programs and mileage for site visits in order to coordinate and support programs related to student improvement.	Staffing implementation.

Goal and Action #	Identified Need(s)	How the Action(s) Address Need(s) and Why it is Provided on an LEA-wide or Schoolwide Basis	Metric(s) to Monitor Effectiveness
	<p>Scope: LEA-wide</p>		
<p>1.0.s</p>	<p>Action: Digital Programming Support - Provide professional development and licensing for digital programs to improve student outcomes, focusing on equity and access for English Learners, Homeless, and Students with Disabilities (Differentiated Assistance - Academics).</p> <p>Need: Digital licenses for programs that support equity and access to core content.</p> <p>Scope: LEA-wide</p>	<p>Need for licenses and professional development across the district on two districtwide programs that are used to provide tiered interventions, scaffolding and access supports.</p>	<p>Implementation of licenses. Professional development sessions.</p>
<p>1.0.t</p>	<p>Action: VAPA Plan Support - Provide professional development and access to resources to implement the VAPA Plan, focusing on English Learners, Homeless, and Students with Disabilities (Differentiated Assistance - Academics).</p> <p>Need: Need to support VAPA teachers with professional development and resources</p> <p>Scope: LEA-wide</p>	<p>Allocation will allow for VAPA specific professional development with a focus on serving ELs, Homeless Youth and Students with Disabilities.</p>	<p>Professional development calendar. PD sessions.</p>

Goal and Action #	Identified Need(s)	How the Action(s) Address Need(s) and Why it is Provided on an LEA-wide or Schoolwide Basis	Metric(s) to Monitor Effectiveness
<p>1.0.u</p>	<p>Action: Multi-Tiered Systems of Support - The development of a comprehensive MTSS framework to improve academic, social-emotional, and behavioral outcomes for all students, with a focus on English Learners, Homeless Youth, and Students with Disabilities (CA Dashboard).</p> <p>Need: MTSS Districtwide Framework</p> <p>Scope: LEA-wide</p>	<p>Need for the development of a comprehensive MTSS framework that focuses on core instruction, differentiated learning, student-centered learning, individualized student needs, and the alignment of systems necessary for all students' academic, behavioral, and social success, with a focus on underrepresented groups.</p>	<p>Completion of a comprehensive MTSS framework.</p>
<p>1.1.a</p>	<p>Action: K-2 Early Literacy - Provide professional development and curriculum to improve literacy-related academic outcomes to all students, focusing on English Learners, Homeless Youth, Students with Disabilities, Hispanic, and Socioeconomically Disadvantaged (Differentiated Assistance and CA Dashboard - Academics).</p> <p>Need: Supplementing the literacy foundational skills instruction is needed to ensure that all K-2 students have consistent access to phonological awareness and phonics instruction.</p> <p>Scope: LEA-wide</p>	<p>Providing consistent professional development and curricular materials across all K-2 classrooms will ensure that all students have access to the foundational skills need to become successful readers.</p>	<p>Professional development logs, curriculum provided to classrooms.</p>

Goal and Action #	Identified Need(s)	How the Action(s) Address Need(s) and Why it is Provided on an LEA-wide or Schoolwide Basis	Metric(s) to Monitor Effectiveness
<p>1.1.b</p>	<p>Action: Reading Intervention Teachers - Provide differentiated Targeted/Tier II and Intensive/Tier III reading instruction to elementary students who have not succeeded through Universal/Tier I and Targeted/Tier II classroom-based instruction, focusing on English Learners, Foster Youth, and Socioeconomically Disadvantaged (Differentiated Assistance and CA School Dashboard - Academics).</p> <p>Need: Local and state data indicate that students identified as EL, FY, and SED perform two or more level below their on-level peers</p> <p>Scope: Schoolwide</p>	<p>Reading Intervention Teachers provide Targeted/Tier II or Intensive/Tier III reading support in a separate, small group environment to students who have not yet been successful with Targeted/Tier II reading support in the classroom. They use separate curriculum and intervention strategies to those provided by the classroom teacher to differentiate foundational reading skills instruction.</p>	<p>Pre/Post assessments conducted by the Reading Intervention Teacher, iReady Reading Diagnostic data</p>
<p>1.1.c</p>	<p>Action: Bilingual Paraprofessionals - Under the supervision of the classroom teacher, provide bilingual, differentiated Targeted/Tier II and Intensive/Tier III reading or math instruction to elementary students who have not succeeded through Universal/Tier I and Targeted/Tier II classroom-based instruction, focusing on English Learners, Foster Youth, and Socioeconomically Disadvantaged (Differentiated Assistance and CA School Dashboard - Academics).</p> <p>Need:</p>	<p>Bilingual paraeducators provide Targeted/Tier II support in the classroom environment and small group pull-outs to students who need additional support accessing instruction.</p>	<p>iReady Reading and iReady Math Diagnostic data</p>

Goal and Action #	Identified Need(s)	How the Action(s) Address Need(s) and Why it is Provided on an LEA-wide or Schoolwide Basis	Metric(s) to Monitor Effectiveness
	<p>Local and state data indicate that students identified as EL, FY, and SED perform two or more level below their on-level peers</p> <p>Scope: Schoolwide</p>		
<p>1.1.d</p>	<p>Action: MTSS Paraprofessionals - Under the supervision of the Reading Intervention Teacher, provide differentiated Targeted/Tier II and Intensive/Tier III reading or math instruction to elementary students who have not succeeded through Universal/Tier I and Targeted/Tier II classroom-based instruction, focusing on English Learners, Foster Youth, and Socioeconomically Disadvantaged (Differentiated Assistance and CA School Dashboard - Academics).</p> <p>Need: Local and state data indicate that students identified as EL, FY, and SED perform two or more level below their on-level peers</p> <p>Scope: Schoolwide</p>	<p>Under the supervision of the Reading Intervention Teacher, Literacy/MTSS paraprofessionals provide Targeted/Tier II or Intensive/Tier III reading support in a separate, small group environment to students who have not yet been successful with Targeted/Tier II reading support in the classroom. They use separate curriculum and intervention strategies to those provided by the classroom teacher to differentiate foundational reading skills instruction.</p>	<p>Pre/Post assessments conducted by the Reading Intervention Teacher, iReady Reading Diagnostic data</p>
<p>1.1.e</p>	<p>Action: Reading Intervention Programming - Provide specialized professional development and instructional materials to the reading intervention staff to address the needs of students receiving Targeted/Tier II and Intensive/Tier III instruction (Differentiated</p>	<p>Reading Intervention Teachers and Literacy/MTSS paraeducators have access to Targeted/Tier II and Intensive/Tier III training and curriculum that differs from the Universal/Tier I resources to provide differentiated instruction to students who have not yet been successful with classroom materials.</p>	<p>Pre/Post assessments conducted by the Reading Intervention Teacher, iReady Reading Diagnostic data</p>

Goal and Action #	Identified Need(s)	How the Action(s) Address Need(s) and Why it is Provided on an LEA-wide or Schoolwide Basis	Metric(s) to Monitor Effectiveness
	<p>Assistance and CA School Dashboard - Academics).</p> <p>Need: Local and state data indicate that students identified as EL, FY, and SED perform two or more level below their on-level peers</p> <p>Scope: Schoolwide</p>		
1.1.f	<p>Action: Reading Incentive Program - Provide a voluntary reading incentive program to engage students in developing life-long literacy skills and close the opportunity gap through school libraries (CA School Dashboard - Academics).</p> <p>Need: There is a need to engage students in developing literacy skills through practice and self-motivation to choose to read.</p> <p>Scope: LEA-wide</p>	This incentive program will engage students in a gamified, friendly reading competition between school sites	Student participation in the events
1.1.g	<p>Action: TK-5 Mathematics - Provide professional development in collaboration with outside organizations to enhance instruction leading to the development of foundational math skills and improving student outcomes, focusing on English Learners, Socioeconomically Disadvantaged, and Students with Disabilities (Differentiated Assistance and CA School Dashboard - Academics).</p>	Providing professional development and resources to TK-5 teachers will help students develop strong foundational math skills early in their academic careers	Professional development attendance, professional development work products/artifacts

Goal and Action #	Identified Need(s)	How the Action(s) Address Need(s) and Why it is Provided on an LEA-wide or Schoolwide Basis	Metric(s) to Monitor Effectiveness
	<p>Need: Based on the CA School Dashboard and local indicators, there is a need to improve foundational math skills for all students and focus student groups</p> <p>Scope: LEA-wide</p>		
1.1.h	<p>Action: Professional Development and Materials for Elementary Specials - Engage elementary students with content specialized instructors for PE and VAPA as well as providing classroom teachers with time to collaborate on student data and develop responsive instructional plans (CA School Dashboard - Academics, Chronic Absenteeism)</p> <p>Need: There is a need to provide students with engaging specialized content while also providing classroom teacher release time during the school day for collaborating in Professional Learning Teams (PLTs)</p> <p>Scope: LEA-wide</p>	<p>Students receive instruction with content specialists which helps engage students who may not be as successful with other content areas. Additionally, teachers engage in PLT meetings during the time their students are with the content specialists.</p>	<p>PLT meeting agendas, student participation in specials</p>
1.1.m	<p>Action: Reading Difficulties Screener - Select and implement a reading difficulties screener from the list identified by the State Board of Education's Reading Difficulties Risk Screener Selection Panel for students in kindergarten,</p>	<p>Staff will review the list of approved screeners with the lens of evidence-based, culturally, linguistically, and developmentally appropriate screening instruments focusing on English Learners, Foster Youth, and Socioeconomically Disadvantaged.</p>	<p>Selection and implementation of a screener</p>

Goal and Action #	Identified Need(s)	How the Action(s) Address Need(s) and Why it is Provided on an LEA-wide or Schoolwide Basis	Metric(s) to Monitor Effectiveness
	<p>first, and second grade to assess students for risk of reading difficulties, including possible neurological disorders such as dyslexia. (Education Code Section 53008)</p> <p>Need: Upcoming state requirement to use a state-approved screener for reading difficulties for students in kindergarten through second grade</p> <p>Scope: LEA-wide</p>		
1.1.n	<p>Action: Elementary Literacy TOSA - Provide targeted professional development and support to teachers on the instruction of foundational literacy skills to improve the outcomes of all students, focusing on English Learners, Socioeconomically Disadvantaged, Foster Youth, Homeless Youth, and Students with Disabilities. (CA School Dashboard)</p> <p>Need: Elementary students need support developing foundational reading skills based on state and local assessment data.</p> <p>Scope: LEA-wide</p>	<p>An Elementary Literacy TOSA can provide professional development to administrators and teachers and co-planning, modeling, and providing feedback on instruction. The TOSA also provides specialized training to the Reading Intervention Teachers and MTSS paraeducators.</p>	<p>Professional development agendas, RIT/MTSS meeting agendas and minutes, coaching logs</p>
1.1.o	<p>Action: College and Career Media Technicians - Provide all students with equitable access to school library materials and support with utilizing the library tools to locate specific</p>	<p>CCMTs provide access to the library for all students in addition to maintaining digital devices so that students can access online resources</p>	<p>Students accessing the library</p>

Goal and Action #	Identified Need(s)	How the Action(s) Address Need(s) and Why it is Provided on an LEA-wide or Schoolwide Basis	Metric(s) to Monitor Effectiveness
	<p>materials to increase literacy outcomes, focusing on English Learners, Foster Youth, and Socioeconomically Disadvantaged (CA School Dashboard - Academics)</p> <p>Need: Students need access to library materials to improve literacy outcomes for all students</p> <p>Scope: Schoolwide</p>		
1.2.a	<p>Action: Math TOSA - Provide targeted professional development and support to teachers on the instruction of middle school math skills to improve the outcomes of all students, focusing on English Learners, Socioeconomically Disadvantaged, Foster Youth, Homeless Youth, and Students with Disabilities. (CA School Dashboard - Academics)</p> <p>Need: State and local assessments indicate students are not performing adequately in mathematics.</p> <p>Scope: LEA-wide</p>	<p>Ensure the development and implementation of effective math curricula, provide ongoing professional development for math teachers, analyze student data to inform instruction, and offer individualized support and coaching to teachers to improve math instruction and student outcomes</p>	<p>Professional development logs, coaching logs</p>
1.2.b	<p>Action: AVID - Provide middle school students with skills and support through an elective class, tutoring, and schoolwide strategies to prepare for college and career success. (Differentiated Assistance and CA School Dashboard - Academics)</p>	<p>Students enrolled in AVID take an elective class that focuses on writing, critical thinking, teamwork, organization, and reading skills. Additionally, its strategies are designed to be implemented schoolwide, benefiting all students. The goal is to create a culture of college readiness and high expectations throughout the school.</p>	<p>Students enrolled in AVID classes, AVID activities hosted on campus</p>

Goal and Action #	Identified Need(s)	How the Action(s) Address Need(s) and Why it is Provided on an LEA-wide or Schoolwide Basis	Metric(s) to Monitor Effectiveness
	<p>Need: Students need support engaging in classwork and effectively implementing learning strategies to learn new and retain new content</p> <p>Scope: Schoolwide</p>		
1.2.c	<p>Action: Cal-SOAP Support - Provide middle school students access to a program designed to increase the accessibility of postsecondary education for socioeconomically disadvantaged and underrepresented students. The program provides academic tutoring, college and career counseling/coaching, and various outreach activities to help students find success in middle school and create a path to college. (CA School Dashboard - College Career Readiness, Graduation Rate)</p> <p>Need: Students who need additional college/career support and who might not pursue higher education due to language or socioeconomic barriers.</p> <p>Scope: LEA-wide</p>	The program provides academic tutoring, college and career coaching, and various outreach activities to help students, specifically English Learners, Homeless Youth and Students with Disabilities, find academic success in middle school and create a path to college.	Student participation in Cal-SOAP activities and academic counseling
1.2.d	<p>Action: College and Career Readiness - Provide activities help middle school students get ready for high school, college, and future jobs</p>	College and career readiness activities are designed to prepare students for successful transitions from middle school to high school and postsecondary education and the workforce.	Student participation in activities

Goal and Action #	Identified Need(s)	How the Action(s) Address Need(s) and Why it is Provided on an LEA-wide or Schoolwide Basis	Metric(s) to Monitor Effectiveness
	<p>through visiting colleges, exploring different careers, getting help with schoolwork, learning how to manage time, and preparing for important tests. (Differentiated Assistance - Academics)</p> <p>Need: Middle school students need to gain the knowledge, skills, and experiences necessary to make informed decisions about their future and succeed in their postsecondary endeavors</p> <p>Scope: Schoolwide</p>		
1.2.g	<p>Action: Middle School Counselors- Provide a proactive program that engages students and includes leadership, advocacy, and collaboration with school staff, and community/family members in the delivery of programs and activities to help students achieve success, focusing on English Learners, Socioeconomically Disadvantaged, Foster Youth, Homeless Youth, and Students with Disabilities. (Differentiated Assistance and CA Dashboard - Academics, Chronic Absenteeism, Suspension)</p> <p>Need: Need to improve student outcomes at both middle schools. Significant student populations are in the Red on the CA Dashboard.</p> <p>Scope:</p>	<p>Middle school counseling program provides education, prevention and intervention activities, which are integrated into all aspects of students' lives. Counselors also collaborate with teachers and parents on early identification and intervention of children's academic and social/emotional needs, which is essential in removing barriers to learning and developing skills and behaviors critical for academic achievement.</p>	<p>Staffing at both middle schools. Implementation of counseling program and services.</p>

Goal and Action #	Identified Need(s)	How the Action(s) Address Need(s) and Why it is Provided on an LEA-wide or Schoolwide Basis	Metric(s) to Monitor Effectiveness
	Schoolwide		
1.3.a	<p>Action: Career and Technical Education (CTE) Professional Development and Stipends - Provide professional development and extra hours for CTE staff to support the CTE program</p> <p>Need: There is a need for additional CTE professional development and work to be done outside of the contractual work day. There is a need to offer relevant, engaging learning experiences that enhance student retention rates and foster community partnerships; with a specific focus on increasing support and CTE enrollment rates for ELs, HY and SWD.</p> <p>Scope: Schoolwide</p>	CTE provides practical skills, career exploration opportunities, and pathways to both college and career success.	Student enrollment in CTE. CTE Pathway completer data.
1.3.b	<p>Action: AP Capstone - Allow students to explore academic topics in depth, conduct research, collaborate with peers, and develop critical thinking and communication skills. (CA Dashboard - Academics)</p> <p>Need: Need to provide professional development and materials specific to address the needs of ELs, HY and SWD.</p> <p>Scope:</p>	AP Capstone is a powerful indicator of college readiness. By engaging in interdisciplinary studies and research projects, students develop the ability to think critically, evaluate evidence, and solve complex problems.	Students completing AP Capstone.

Goal and Action #	Identified Need(s)	How the Action(s) Address Need(s) and Why it is Provided on an LEA-wide or Schoolwide Basis	Metric(s) to Monitor Effectiveness
	Schoolwide		
1.3.c	<p>Action: Equal Opportunity Schools (EOS) - Provide students access to Equal Opportunity Schools to ensure that all students, regardless of race or socioeconomic status, have equitable access to rigorous academic programs through data analysis, outreach, and support, EOS aims to close opportunity gaps and increase the representation of underrepresented students in challenging coursework. (CA School Dashboard - Academics)</p> <p>Need: 9-12 only. Need to increase number of English Learners and other underrepresented groups in AP courses, Dual Enrollment courses and other challenging courses.</p> <p>Scope: LEA-wide</p>	This partnership will provide the schools with actionable student data on AP/Dual Enrollment data and student perception data on access and equity to courses. Sites use this data to inform strategic actions and planning. This action addressed the need at all comprehensive high schools.	EOS survey data and AP, Dual Enrollment enrollment
1.3.d	<p>Action: Freshman on Track - Provide ninth-grade students support to stay on track academically and socially during their first year of high school. The program includes tracking students' progress in terms of attendance, course performance, and behavior and providing targeted interventions and support to students who may be at risk of falling behind or disengaging from school. (Differentiated Assistance and CA School Dashboard - Academics)</p>	Freshmen on Track supports students during a pivotal transition in their academic journey, as successful navigation can set the tone for future academic success and graduation.	Rate of Freshmen on track

Goal and Action #	Identified Need(s)	How the Action(s) Address Need(s) and Why it is Provided on an LEA-wide or Schoolwide Basis	Metric(s) to Monitor Effectiveness
	<p>Need: Need to identify students who may be at risk of falling behind academically or experiencing social difficulties based on data analysis of attendance, grades, and behavior records from middle school.</p> <p>Scope: Schoolwide</p>		
1.3.f	<p>Action: AVID - Provide students with preparation for college and career success by teaching skills such as critical thinking, organization, and study strategies by offering them support through an elective class, tutoring, and mentorship, while also promoting a schoolwide culture of high expectations and college readiness. (Differentiated Assistance and CA School Dashboard - Academics)</p> <p>Need: Students need support in successfully engaging in classwork and effectively implementing learning strategies and plan</p> <p>Scope: LEA-wide</p>	Students enrolled in AVID take an elective class that focuses on writing, critical thinking, teamwork, organization, and reading skills. Additionally, its strategies are designed to be implemented schoolwide, benefiting all students. The goal is to create a culture of college readiness and high expectations throughout the school	Students enrolled in AVID classes, AVID activities on campus
1.3.g	<p>Action: Credit Recovery - Provide students who have failed or missed courses the opportunity to retake and earn credits needed for graduation including, but not limited to, online courses, summer school, after-school programs, and</p>	Provide access to credit recovery courses to all high school students who need them	Student participation in credit recovery courses, students meeting graduation requirements

Goal and Action #	Identified Need(s)	How the Action(s) Address Need(s) and Why it is Provided on an LEA-wide or Schoolwide Basis	Metric(s) to Monitor Effectiveness
	<p>individualized learning plans to help students stay on track for graduation. (Differentiated Assistance and CA School Dashboard - Academics, College and Career Readiness, Graduation Rates)</p> <p>Need: Students who have failed or missed courses need to retake and earn credits needed for graduation</p> <p>Scope: Schoolwide</p>		
1.3.h	<p>Action: CalSOAP - Provide high school students access to a state initiative designed to increase the accessibility of postsecondary education for socioeconomically disadvantaged and underrepresented students. The program provides academic tutoring, college and financial aid advising, and various outreach activities to help students navigate the path to college. (CA School Dashboard - College Career Readiness, Graduation Rate)</p> <p>Need: Support for students who might not pursue higher education due to language, socioeconomic, and other barriers and challenges.</p> <p>Scope: LEA-wide</p>	<p>The program provides academic tutoring, mentoring, college and financial aid advising, and various outreach activities to help students navigate the path to college.</p>	<p>Students participating in Cal-SOAP activities, students engaging in Cal-SOAP academic counseling</p>

Goal and Action #	Identified Need(s)	How the Action(s) Address Need(s) and Why it is Provided on an LEA-wide or Schoolwide Basis	Metric(s) to Monitor Effectiveness
1.3.i	<p>Action: Professional Development for Academic Counselors - Keeping Academic Counselors updated on educational trends, enhancing their ability to support students academically and emotionally, and ensuring compliance with legal and ethical standards ultimately leading to better student outcomes by improving the quality and effectiveness of counseling services. (Differentiated Assistance and CA School Dashboard - Academics, Career and College Readiness, Graduation Rate)</p> <p>Need: Students need guidance on course selection, college and career planning, and personal development</p> <p>Scope: Schoolwide</p>	Counselors help students navigate academic challenges, set and achieve goals, and address social-emotional needs, ensuring a well-rounded and successful educational experience.	Student visits to academic counselors, students on-track for graduation and career/college readiness
1.3.j	<p>Action: Post Secondary Tracking - Monitor students' educational and career outcomes after high school, helping schools evaluate the effectiveness of programs, inform policy decisions, and provide ongoing support to alumni. (CA School Dashboard - College and Career Readiness, Graduation Rate)</p> <p>Need: There is a need to provide targeted assistance, evaluate and improve educational programs, and help students achieve their long-term educational and career goals</p>	Post-secondary tracking ensures that students receive the necessary support and resources to succeed after high school and provide feedback to the District on the effectiveness of programming.	College enrollment rates, College persistence and graduation rates

Goal and Action #	Identified Need(s)	How the Action(s) Address Need(s) and Why it is Provided on an LEA-wide or Schoolwide Basis	Metric(s) to Monitor Effectiveness
	<p>Scope: Schoolwide</p>		
<p>1.3.n</p>	<p>Action: State Seal of Biliteracy - Provide access to an award given by the state to graduating high school students who have demonstrated proficiency in English and at least one other language. (CA Dashboard - Academics, Career and College Readiness)</p> <p>Need: There is a need to recognize students proficiency in multiple languages, enhancing their college and career opportunities while fostering cultural understanding and global citizenship</p> <p>Scope: LEA-wide</p>	<p>This achievement validates students' language skills and promotes the value of multilingualism in an increasingly interconnected world.</p>	<p>Number of students receiving the State Seal of Biliteracy</p>
<p>1.3.o</p>	<p>Action: State Seal of Civic Engagement - Provide access to an honor awarded to high school students who have demonstrated a commitment to active citizenship and community involvement. This recognition highlights students' dedication to civic responsibility, leadership, and service, encouraging them to become engaged members of their communities and contributing positively to society. (CA Dashboard - Academics, Career and College Readiness)</p> <p>Need:</p>	<p>This award encourages students to become engaged members of society, fostering a sense of civic responsibility and leadership that is valuable both for their future success and for the betterment of their communities</p>	<p>Number of students receiving the State Seal of Civic Engagement</p>

Goal and Action #	Identified Need(s)	How the Action(s) Address Need(s) and Why it is Provided on an LEA-wide or Schoolwide Basis	Metric(s) to Monitor Effectiveness
	<p>There is a need to recognize students' commitment to active citizenship and community service</p> <p>Scope: LEA-wide</p>		
<p>1.3.p</p>	<p>Action: College Visits - Provide an opportunity for students to explore a college or university campus to help students make informed decisions about where to pursue their higher education and provide valuable insights into campus life, academic programs, and student support services. (CA School Dashboard - College and Career Readiness, Graduation Rate)</p> <p>Need: There is a need to provide equitable access to college campuses to support students in making decisions about their post-secondary options</p> <p>Scope: LEA-wide</p>	<p>College visits help students make informed decisions about their college choices and envision themselves as part of a particular institution, ultimately influencing their college application and enrollment decisions</p>	<p>College applications</p>
<p>1.4.a</p>	<p>Action: English Language Development Teacher on Special Assignment (Differentiated Assistance and CA School Dashboard - Academics).</p> <p>Need: Students identified as EL score in the Red on the CA School Dashboard for ELA and Mathematics. The ELPI indicator on the CA</p>	<p>The ELD TOSA provides targeted professional development to school administrators and classroom teachers to support students identified as EL through designated and integrated ELD and the English Learner Facilitators (ELFs). The ELD TOSA also provides monitoring and oversight to the reclassification process.</p>	<p>State and local assessment data including CAASPP, ELPAC, and iReady</p>

Goal and Action #	Identified Need(s)	How the Action(s) Address Need(s) and Why it is Provided on an LEA-wide or Schoolwide Basis	Metric(s) to Monitor Effectiveness
	<p>School Dashboard is below the state rate and declining.</p> <p>Scope: LEA-wide</p>		
<p>1.4.b</p>	<p>Action: ELPAC Test Administrators</p> <p>Need: All students identified as EL must be tested initially and annually. School site staff test as many students as possible within the scope of their duties; however, the one-to-one testing requires additional personnel to complete on time at sites with a significant number of students identified as EL.</p> <p>Scope: LEA-wide</p>	<p>Additional temporary staff are hired and trained to complete one to one testing</p>	<p>Completion of ELPAC testing within the allotted testing window</p>
<p>1.4.c</p>	<p>Action: EL Facilitators (Differentiated Assistance and CA School Dashboard - Academics).</p> <p>Need: Students identified as EL score in the Red on the CA School Dashboard for ELA and Mathematics. The ELPI indicator on the CA School Dashboard is below the state rate and declining.</p> <p>Scope: LEA-wide</p>	<p>Under the guidance of the ELD TOSA, ELF's provide targeted professional development to classroom teachers to support students identified as EL through designated and integrated ELD. The ELF's also monitor and oversee the reclassification process.</p>	<p>State and local assessment data including CAASPP, ELPAC, and iReady</p>

Goal and Action #	Identified Need(s)	How the Action(s) Address Need(s) and Why it is Provided on an LEA-wide or Schoolwide Basis	Metric(s) to Monitor Effectiveness
1.4.d	<p>Action: Professional Development- English Language Development. (Differentiated Assistance and CA School Dashboard - Academics).</p> <p>Need: Students identified as EL score in the Red on the CA School Dashboard for ELA and Mathematics. The ELPI indicator on the CA School Dashboard is below the state rate and declining.</p> <p>Scope: LEA-wide</p>	Targeted professional development to classroom teachers to support students identified as EL through designated and integrated ELD.	State and local assessment data including CAASPP, ELPAC, and iReady
1.4.e	<p>Action: Multilingual Achievement Ceremony</p> <p>Need: There is a need to promote reclassification and recognize students who have achieved English proficiency</p> <p>Scope: LEA-wide</p>	The celebration recognizes the achievements of students who have achieved English proficiency as well as incentivizing other students identified as EL to work towards proficiency	Event attendance
1.4.f	<p>Action: Constructing Meaning Implementation- (Differentiated Assistance and CA School Dashboard - Academics).</p> <p>Need: Students identified as EL score in the Red on the CA School Dashboard for ELA and Mathematics. The ELPI indicator on the CA</p>	Provide secondary teachers with site-based training in CM strategies to increase student access to the curriculum.	Number of trainings provided, state and local assessment data including CAASPP, ELPAC, and iReady

Goal and Action #	Identified Need(s)	How the Action(s) Address Need(s) and Why it is Provided on an LEA-wide or Schoolwide Basis	Metric(s) to Monitor Effectiveness
	<p>School Dashboard is below the state rate and declining.</p> <p>Scope: Schoolwide</p>		
1.4.g	<p>Action: ELPAC Testing</p> <p>Need: All students identified as EL must be tested initially and annually. School site staff test as many students as possible within the scope of their duties; however, the one-to-one testing requires additional personnel to complete on time at sites with a significant number of students identified as EL.</p> <p>Scope: LEA-wide</p>	Trained staff are provided with release time to complete one to one and small group ELPAC testing	ELPAC completion rate
1.4.h	<p>Action: Professional Development to implement ELD Curriculum- (Differentiated Assistance and CA School Dashboard - Academics).</p> <p>Need: Students identified as EL score in the Red on the CA School Dashboard for ELA and Mathematics. The ELPI indicator on the CA School Dashboard is below the state rate and declining.</p> <p>Scope:</p>	Provide designated ELD curriculum and professional development to secondary teachers.	Number of trainings provided, state and local assessment data including CAASPP and ELPAC

Goal and Action #	Identified Need(s)	How the Action(s) Address Need(s) and Why it is Provided on an LEA-wide or Schoolwide Basis	Metric(s) to Monitor Effectiveness
	LEA-wide		
1.4.i	<p>Action: English Learner Monitoring Platform- (Differentiated Assistance and CA School Dashboard - Academics).</p> <p>Need: ELPAC/ELPI score analysis, EL/RFEP progress monitoring, reclassification, translated parent letters, FPM support</p> <p>Scope: LEA-wide</p>	Provide school and district staff with access to ELPAC/ELPI score analysis and EL/RFEP progress monitoring as well as instructional resources to address student needs	Completion of EL reclassification documents, monitoring of EL/RFEP progress
1.4.k	<p>Action: LTEL Secondary Designated ELD- Development of secondary Long-Term English Learner Designated-ELD courses and adoption of supplementary materials for adopted courses. (Differentiated Assistance and CA School Dashboard - Academics).</p> <p>Need: Secondary D-ELD courses specifically to support LTELs</p> <p>Scope: Schoolwide</p>	Need to create and adopt secondary D-ELD courses specifically to support LTELs. Will also need to adopt and purchase supplementary materials for these new D-ELD LTEL courses.	Adoption of courses. Adoption of supplementary materials for the new courses.
1.5.a	<p>Action: Inclusion PD and Coaching - Provide educators with training and ongoing support to effectively implement inclusive practices in the classroom, ensuring that all students, including</p>	Equipping educators with the knowledge, skills, and resources to implement inclusive practices, schools can create learning environments that cater to the diverse needs of their student population, promote academic success, and foster	Professional development logs, coaching logs

Goal and Action #	Identified Need(s)	How the Action(s) Address Need(s) and Why it is Provided on an LEA-wide or Schoolwide Basis	Metric(s) to Monitor Effectiveness
	<p>those with diverse learning needs, are fully supported and included in the learning environment. (Differentiated Assistance and CA School Dashboard - Academics; Special Education Study)</p> <p>Need: State and local data indicate that students with disabilities are not performing at the same level as other student groups. Additionally, the special education study indicates there is a need for more inclusive instructional practices across the district.</p> <p>Scope: Schoolwide</p>	<p>a sense of belonging for every student, leading to improved academic outcomes and a more inclusive school culture.</p>	
<p>1.5.b</p>	<p>Action: Committee to create and implement a District-wide Inclusion Framework - Develop a comprehensive plan implemented across the school district to promote inclusive practices and support the diverse needs of all students including strategies for curriculum design, instructional practices, assessment methods, professional development, parent and community involvement to ensure that every student, regardless of background or ability, has access to a high-quality education. (CA School Dashboard - Academics, Special Education Study)</p> <p>Need: State and local data indicate that students with disabilities are not performing at the same level as other student groups. Additionally, the</p>	<p>By establishing a district-wide inclusion framework, schools can create a cohesive and systematic approach to promoting equity, diversity, and inclusion throughout the district, ultimately leading to improved student outcomes and a more inclusive learning environment for all.</p>	<p>The development of an inclusion framework</p>

Goal and Action #	Identified Need(s)	How the Action(s) Address Need(s) and Why it is Provided on an LEA-wide or Schoolwide Basis	Metric(s) to Monitor Effectiveness
	<p>special education study indicates there is a need for more inclusive instructional practices across the district.</p> <p>Scope: LEA-wide</p>		
<p>1.5.c</p>	<p>Action: Behavior De-escalation Training - Provide training to equip educators and school staff with strategies and techniques to effectively manage and defuse challenging behaviors in students to create a safe and supportive learning environment for all students. (CA School Dashboard - Suspension Rate)</p> <p>Need: Students who struggle to self-regulate continue to escalate until they engage in a behavior leading to suspension</p> <p>Scope: LEA-wide</p>	<p>By providing staff with the skills to de-escalate challenging situations safely and respectfully, behavior de-escalation training helps create a safe and supportive learning environment for all students.</p>	<p>Professional development logs, suspension data</p>
<p>1.5.d</p>	<p>Action: Classified Inclusion Staff - Provide specialized staff to ensure that students with disabilities receive appropriate accommodations and support to participate fully in the general education curriculum (CA School Dashboard - Academics, Special Education Study)</p> <p>Need: Students with disabilities need additional support to fully engage in the general education curriculum and instruction</p>	<p>Classified inclusion staff work collaboratively with classroom teachers and special education teams to ensure that students with disabilities or special needs receive appropriate accommodations and support to participate fully in the general education curriculum</p>	<p>Student access to curriculum</p>

Goal and Action #	Identified Need(s)	How the Action(s) Address Need(s) and Why it is Provided on an LEA-wide or Schoolwide Basis	Metric(s) to Monitor Effectiveness
	<p>Scope: Schoolwide</p>		
<p>1.5.f</p>	<p>Action: Paraprofessional Professional Development - Provide training and educational opportunities for paraprofessionals to enhance their skills, knowledge, and effectiveness in supporting student learning and classroom instruction. (CA Dashboard - Academics, Suspension)</p> <p>Need: There is a need to deliver differentiated instruction, and address the diverse needs of students, including those with disabilities or special needs</p> <p>Scope: LEA-wide</p>	<p>By providing training for the professional growth of paraprofessionals, schools can improve the overall quality of education, foster a more inclusive and supportive learning environment, and ensure that all students receive the personalized support they need to succeed</p>	<p>Professional development logs</p>
<p>2.0.a</p>	<p>Action: School Site Bilingual Community Liaisons - Provide staff members who serve as a bridge between the school and non-English-speaking families, facilitating effective communication and engagement to increase student outcomes, focusing on English Learners, Foster Youth, and Socioeconomically Disadvantaged. (CA School Dashboard - Academics, Chronic Absenteeism, Suspension, Graduation Rate)</p> <p>Need: There is a need for assistance with translating and interpreting during meetings, parent-</p>	<p>Bilingual Community Liaisons foster an inclusive school community by ensuring that language barriers do not impede parents' involvement in their children's education. This enhances student success and promotes strong school-family partnerships.</p>	<p>Community Liaison logs</p>

Goal and Action #	Identified Need(s)	How the Action(s) Address Need(s) and Why it is Provided on an LEA-wide or Schoolwide Basis	Metric(s) to Monitor Effectiveness
	<p>teacher conferences, and school events, as well as helping families understand school policies, programs, and resources</p> <p>Scope: LEA-wide</p>		
<p>2.0.b</p>	<p>Action: Community Liaison Professional Development - Provide training programs designed to enhance the skills and effectiveness of community liaisons in schools, including communication skills, cultural competency, conflict resolution, and strategies for engaging families and the community to improve outcomes for all students, focusing on English Learners, Foster Youth, and Socioeconomically Disadvantaged. (CA School Dashboard - Academics, Chronic Absenteeism, Suspension, Graduation Rate)</p> <p>Need: There is a need to provide targeted training to ensure that community liaisons are well-prepared to bridge the gap between the school and diverse families, facilitate effective communication, and foster a supportive and inclusive school environment.</p> <p>Scope: LEA-wide</p>	<p>Well-trained Bilingual Community Liaisons foster an inclusive school community by ensuring that language barriers do not impede parents' involvement in their children's education. This enhances student success and promotes strong school-family partnerships.</p>	<p>Professional development logs</p>
<p>2.0.c</p>	<p>Action: Family and Community Engagement Center - Provide a dedicated space that fosters collaboration between the district, families, and</p>	<p>The goal of the Family and Community Engagement Center is to strengthen the partnership between schools, families, and the community, ultimately enhancing student success</p>	<p>Participation in FACE center events, sign-in sheets</p>

Goal and Action #	Identified Need(s)	How the Action(s) Address Need(s) and Why it is Provided on an LEA-wide or Schoolwide Basis	Metric(s) to Monitor Effectiveness
	<p>the broader community through workshops, resources, and activities that promote active family involvement in education to improve student outcomes, focusing on English Learners, Foster Youth, and Socioeconomically Disadvantaged. (CA School Dashboard - Academics, Chronic Absenteeism, Suspension, Graduation Rate)</p> <p>Need: There is a need for is a dedicated space within the district designed to foster collaboration between the school, families, and the broader community to provide access to resources, support, and activities that promote active family involvement in education.</p> <p>Scope: LEA-wide</p>	<p>and creating a more inclusive and supportive educational environment.</p>	
<p>2.0.d</p>	<p>Action: Family and Community Engagement Center Lead - Provide a staff member to manage and coordinate the activities and services of the Family and Community Engagement Center, including organizing workshops and events, providing resources and support to families, facilitating communication between the school and the community, and fostering strong partnerships to enhance student success and create an inclusive school environment to improve outcomes for all students, focusing on English Learners, Foster Youth, and Socioeconomically Disadvantaged. (CA School Dashboard - Academics, Chronic Absenteeism, Suspension, Graduation Rate)</p>	<p>The FACE Center Lead will organize resources, workshops, and events, and facilitate communication between the district and the community, the Lead helps to build strong partnerships that enhance student success, support family engagement, and create a more inclusive and supportive school environment.</p>	

Goal and Action #	Identified Need(s)	How the Action(s) Address Need(s) and Why it is Provided on an LEA-wide or Schoolwide Basis	Metric(s) to Monitor Effectiveness
	<p>Need: There is a need to ensure the effective management and coordination of initiatives that promote active family involvement in education.</p> <p>Scope: LEA-wide</p>		
2.0.e	<p>Action: Communication and Translation Services - Ensure that non-English-speaking families have equal access to important information and can fully participate in their child's education by translating documents and providing interpretation services to overcome language barriers, foster inclusivity and stronger school-family partnerships to improve outcomes for all students, focusing on English Learners, Foster Youth, and Socioeconomically Disadvantaged. (CA School Dashboard - Academics, Chronic Absenteeism, Suspension, Graduation Rate)</p> <p>Need: Translation services for non-English speaking families</p> <p>Scope: LEA-wide</p>	Interpreters and translation services will be provided to all schools because all schools have EL families	Interpretation services. Translated documents
2.0.f	<p>Action: Parent/Guardian Education - Provide parents and guardians with the knowledge and skills to support their children's academic and social-</p>	By providing support and guidance on various aspects of parenting and education, these programs help strengthen the home-school partnership, improve student outcomes, and	Workshop and training logs

Goal and Action #	Identified Need(s)	How the Action(s) Address Need(s) and Why it is Provided on an LEA-wide or Schoolwide Basis	Metric(s) to Monitor Effectiveness
	<p>emotional development, including workshops, informational sessions, and resources on topics such as effective parenting strategies, navigating the school system, helping with homework, and fostering positive behavior and communication at home to improve outcomes for all students, focusing on English Learners, Foster Youth, and Socioeconomically Disadvantaged. (CA School Dashboard - Academics, Chronic Absenteeism, Suspension, Graduation Rate)</p> <p>Need: There is a need to empower parents and guardians with the tools and resources to actively engage in their children's education and overall well-being</p> <p>Scope: LEA-wide</p>	<p>create a supportive environment conducive to academic success and personal growth.</p>	
<p>2.0.g</p>	<p>Action: Family and Community Engagement Plan Implementation - Put into action strategies and initiatives outlined in the plan to foster collaboration between the District, families, and the broader community; this includes executing activities such as workshops, events, and outreach efforts designed to promote family involvement, strengthen partnerships, and enhance student success to improve outcomes for all students, focusing on English Learners, Foster Youth, and Socioeconomically Disadvantaged. (CA School Dashboard - Academics, Chronic Absenteeism, Suspension, Graduation Rate)</p>	<p>By actively implementing the plan, schools ensure that families feel valued, engaged, and connected to the school community, leading to improved academic outcomes and a more supportive learning environment for all students.</p>	

Goal and Action #	Identified Need(s)	How the Action(s) Address Need(s) and Why it is Provided on an LEA-wide or Schoolwide Basis	Metric(s) to Monitor Effectiveness
	<p>Need: There is a need to foster collaboration between the school, families, and the broader community in order to support student outcomes.</p> <p>Scope: LEA-wide</p>		

Limited Actions

For each action being solely provided to one or more unduplicated student group(s), provide an explanation of (1) the unique identified need(s) of the unduplicated student group(s) being served, (2) how the action is designed to address the identified need(s), and (3) how the effectiveness of the action in improving outcomes for the unduplicated student group(s) will be measured.

Goal and Action #	Identified Need(s)	How the Action(s) are Designed to Address Need(s)	Metric(s) to Monitor Effectiveness

For any limited action contributing to meeting the increased or improved services requirement that is associated with a Planned Percentage of Improved Services in the Contributing Summary Table rather than an expenditure of LCFF funds, describe the methodology that was used to determine the contribution of the action towards the proportional percentage, as applicable.

Additional Concentration Grant Funding

A description of the plan for how the additional concentration grant add-on funding identified above will be used to increase the number of staff providing direct services to students at schools that have a high concentration (above 55 percent) of foster youth, English learners, and low-income students, as applicable.

Staff-to-student ratios by type of school and concentration of unduplicated students	Schools with a student concentration of 55 percent or less	Schools with a student concentration of greater than 55 percent
Staff-to-student ratio of classified staff providing direct services to students		
Staff-to-student ratio of certificated staff providing direct services to students		

2024-25 Total Expenditures Table

LCAP Year	1. Projected LCFF Base Grant (Input Dollar Amount)	2. Projected LCFF Supplemental and/or Concentration Grants (Input Dollar Amount)	3. Projected Percentage to Increase or Improve Services for the Coming School Year (2 divided by 1)	LCFF Carryover — Percentage (Input Percentage from Prior Year)	Total Percentage to Increase or Improve Services for the Coming School Year (3 + Carryover %)
	[INPUT]	[INPUT]	[AUTO-CALCULATED]	[AUTO-CALCULATED]	[AUTO-CALCULATED]
Totals	84,614,567	7,576,388	8.954%	1.277%	10.231%

Totals	LCFF Funds	Other State Funds	Local Funds	Federal Funds	Total Funds	Total Personnel	Total Non-personnel
	[AUTO-CALCULATED]	[AUTO-CALCULATED]	[AUTO-CALCULATED]	[AUTO-CALCULATED]	[AUTO-CALCULATED]	[AUTO-CALCULATED]	[AUTO-CALCULATED]
Totals	\$7,585,400.47	\$6,540,499.93	\$3,527,360.34	\$1,028,729.19	\$18,681,989.93	\$9,450,609.23	\$9,231,380.70

Goal #	Action #	Action Title	Student Group(s)	Contributing to Increased or Improved Services?	Scope	Unduplicated Student Group(s)	Location	Time Span	Total Personnel	Total Non-personnel	LCFF Funds	Other State Funds	Local Funds	Federal Funds	Total Funds
This table was automatically populated from this LCAP.															
1.0	1.0.b	TK-12 Comprehensive Literacy - Development of a comprehensive literacy plan to improve literacy outcomes for all students, focusing on English Learners, Homeless Youth, Socioeconomically Disadvantaged, and Students with Disabilities (CA Dashboard).	English Foster Low Learners Youth Income	Yes	LEA-wide	English Learners Foster Youth Low Income	All Schools	2024-25	\$23,325.00	\$26,000.00	\$49,325.00				\$49,325.00
1.0	1.0.c	TK-12 Math Alignment-District-wide mathematics professional development and alignment to improve student outcomes, focusing on English Learners, Homeless Youth, Socioeconomically Disadvantaged, and Students with Disabilities (CA Dashboard).	English Foster Low Learners Youth Income	Yes	LEA-wide	English Learners Foster Youth Low Income	All Schools	2024-25	\$27,990.00	\$10,000.00	\$37,990.00				\$37,990.00
1.0	1.0.d	Dual Language Immersion (DLI) Program Development and Alignment - The alignment of the dual-language program district-wide to improve outcomes for all students, with a focus on English Learners, Socioeconomically	English Foster Low Learners Youth Income	Yes	Scho-wide	English Learners Foster Youth Low Income	Specific Schools: San Martin/Gwinn, P.A. Walsh, Britton, Live Oak TK-12	2024-27	\$17,800.00	\$8,000.00	\$25,800.00				\$25,800.00

Goal #	Action #	Action Title	Student Group(s)	Contributing to Increased or Improved Services?	Scope	Unduplicated Student Group(s)	Location	Time Span	Total Personnel	Total Non-personnel	LCFF Funds	Other State Funds	Local Funds	Federal Funds	Total Funds
		Disadvantaged, and Students with Disabilities (CA Dashboard).													
1.0	1.0.e	Base Instructional Program - Provide access to the core instructional program for all students focusing on English Learners, Homeless, and Students with Disabilities (Differentiated Assistance - Academics).	All	No				2024-27	\$0.00	\$400,000.00		\$400,000.00			\$400,000.00
1.0	1.0.f	District-wide Assessments - Provide access to the core assessment program for instructional staff to provide data-informed instruction to all students, focusing on English Learners, Homeless, and Students with Disabilities (Differentiated Assistance - Academics).	English Foster Low Learners Youth Income	Yes	LEA-wide	English Learners Foster Youth Low Income	All Schools	2024-27	\$18,660.00	\$301,549.81	\$112,777.31	\$207,432.50			\$320,209.81
1.0	1.0.g	Independent Study Program - Provide access to independent study for students who need an alternate pathway to access the instructional program.	English Foster Low Learners Youth Income	Yes	LEA-wide	English Learners Foster Youth Low Income	All Schools	2024-27	\$0.00	\$310,715.00	\$310,715.00				\$310,715.00
1.0	1.0.h	Migrant Education Program & Staffing - Provide access to program supports and services for students identified as Migrant.	Migrant Students All	No				2024-27	\$143,000.00	\$30,600.00				\$173,600.00	\$173,600.00
1.0	1.0.i	Fund School Plans for Student Achievement (SPSAs) - Provide resource allocation to meet the local needs of school sites based on the California School Dashboard and other metrics as outlined in the SPSAs.	English Foster Low Learners Youth Income	Yes	LEA-wide	English Learners Foster Youth Low Income	All Schools	2024-27	\$0.00	\$2,025,252.89	\$720,000.00	\$976,970.70		\$328,282.19	\$2,025,252.89
1.0	1.0.j	Expanded Learning Opportunities - Provide access to extended programming for all students with a focus on English Learners, Foster	EL, FY, SED All	No				2024-27	\$369,532.00	\$15,000.00		\$384,532.00			\$384,532.00

Goal #	Action #	Action Title	Student Group(s)	Contributing to Increased or Improved Services?	Scope	Unduplicated Student Group(s)	Location	Time Span	Total Personnel	Total Non-personnel	LCFF Funds	Other State Funds	Local Funds	Federal Funds	Total Funds
		Youth, and Socioeconomically Disadvantaged.													
1.0	1.0.k	Technology TOSA - Provide professional development, coaching, and evaluation of educational technology to improve student outcomes, focusing on English Learners, Homeless Youth, Socioeconomically Disadvantaged, and Foster Youth.	All	No			All Schools	2024-27	\$175,857.73	\$0.00		\$175,857.73			\$175,857.73
1.0	1.0.l	Inventory Control - Ensure maintenance of and equitable access to instructional resources at all school sites for all students and staff.	All	No				2024-27	\$0.00	\$55,130.00		\$55,130.00			\$55,130.00
1.0	1.0.m	School Device Digital Security - Ensure student digital safety and equitable access to digital instructional resources at all school sites for all students and staff.	English Foster Low	Learners Youth Income	Yes	LEA-wide	English Learners Foster Youth Low Income		2024-27	\$0.00	\$74,767.00	\$74,767.00			\$74,767.00
1.0	1.0.n	Data Monitoring Tools - Provide access to data monitoring tools for instructional staff to provide data-informed instruction to all students, focusing on English Learners, Homeless, and Students with Disabilities (Differentiated Assistance - Academics).	English Foster Low	Learners Youth Income	Yes	LEA-wide	English Learners Foster Youth Low Income	All Schools	2024-27	\$0.00	\$35,999.50	\$35,999.50			\$35,999.50
1.0	1.0.o	Curriculum and Assessment Professional Development - Provide professional development to instructional staff related to curriculum and assessment to improve student outcomes, focusing on English Learners, the Homeless, and Students with Disabilities (Differentiated	English Foster Low	Learners Youth Income	Yes	LEA-wide	English Learners Foster Youth Low Income	All Schools	2024-27	\$0.00	\$87,917.00	\$87,917.00			\$87,917.00

Goal #	Action #	Action Title	Student Group(s)	Contributing to Increased or Improved Services?	Scope	Unduplicated Student Group(s)	Location	Time Span	Total Personnel	Total Non-personnel	LCFF Funds	Other State Funds	Local Funds	Federal Funds	Total Funds
		Assistance - Academics).													
1.0	1.0.p	New Teacher Induction Support - Provide professional development for new teachers to improve student outcomes, focusing on English Learners, Homeless, and Students with Disabilities (Differentiated Assistance - Academics).	English Foster Low	Learners Youth Income	Yes	LEA-wide	English Learners Foster Youth Low Income	All Schools	2024-27	\$43,615.00	\$1,000.00	\$44,615.00			\$44,615.00
1.0	1.0.q	Teacher Professional Development - Provide professional development for teachers for District alignment of programs and services to improve student outcomes, focusing on English Learners, Homeless, and Students with Disabilities (Differentiated Assistance - Academics).	English Foster Low	Learners Youth Income	Yes	LEA-wide	English Learners Foster Youth Low Income	All Schools	2024-27	\$78,372.00	\$0.00	\$78,372.00			\$78,372.00
1.0	1.0.r	Program Oversight - Monitor the implementation of district programs to improve student outcomes, focusing on English Learners, Homeless, and Students with Disabilities (Differentiated Assistance - Academics).	English Foster Low	Learners Youth Income	Yes	LEA-wide	English Learners Foster Youth Low Income	All Schools	2024-27	\$103,063.44	\$60,000.00	\$163,063.44			\$163,063.44
1.0	1.0.s	Digital Programming Support - Provide professional development and licensing for digital programs to improve student outcomes, focusing on equity and access for English Learners, Homeless, and Students with Disabilities (Differentiated Assistance - Academics).	English Foster Low	Learners Youth Income	Yes	LEA-wide	English Learners Foster Youth Low Income	All Schools	2024-27	\$29,110.00	\$28,000.00	\$29,110.00	\$28,000.00		\$57,110.00

Goal #	Action #	Action Title	Student Group(s)	Contributing to Increased or Improved Services?	Scope	Unduplicated Student Group(s)	Location	Time Span	Total Personnel	Total Non-personnel	LCFF Funds	Other State Funds	Local Funds	Federal Funds	Total Funds
1.0	1.0.t	VAPA Plan Support - Provide professional development and access to resources to implement the VAPA Plan, focusing on English Learners, Homeless, and Students with Disabilities (Differentiated Assistance - Academics).	English Foster Low Learners Youth Income	Yes	LEA-wide	English Learners Foster Youth Low Income	All Schools	2024-27	\$0.00	\$25,000.00	\$25,000.00				\$25,000.00
1.0	1.0.u	Multi-Tiered Systems of Support - The development of a comprehensive MTSS framework to improve academic, social-emotional, and behavioral outcomes for all students, with a focus on English Learners, Homeless Youth, and Students with Disabilities (CA Dashboard).	English Foster Low Learners Youth Income	Yes	LEA-wide	English Learners Foster Youth Low Income	All Schools	2024-27	\$2,500.00	\$10,000.00	\$12,500.00				\$12,500.00
1.1	1.1.a	K-2 Early Literacy - Provide professional development and curriculum to improve literacy-related academic outcomes to all students, focusing on English Learners, Homeless Youth, Students with Disabilities, Hispanic, and Socioeconomically Disadvantaged (Differentiated Assistance and CA Dashboard - Academics).	English Foster Low Learners Youth Income	Yes	LEA-wide	English Learners Foster Youth Low Income	K-2	2024-27	\$18,660.00	\$200,000.00	\$18,660.00	\$200,000.00			\$218,660.00
1.1	1.1.b	Reading Intervention Teachers - Provide differentiated Targeted/Tier II and Intensive/Tier III reading instruction to elementary students who have not succeeded through Universal/Tier I and Targeted/Tier II classroom-based instruction, focusing on English Learners, Foster Youth, and Socioeconomically Disadvantaged (Differentiated	English Foster Low Learners Youth Income	Yes	Schoolwide	English Learners Foster Youth Low Income	All Schools TK-5	2024-27	\$1,204,924.64	\$0.00	\$1,204,924.64				\$1,204,924.64

Goal #	Action #	Action Title	Student Group(s)	Contributing to Increased or Improved Services?	Scope	Unduplicated Student Group(s)	Location	Time Span	Total Personnel	Total Non-personnel	LCFF Funds	Other State Funds	Local Funds	Federal Funds	Total Funds
		Assistance and CA School Dashboard - Academics).													
1.1	1.1.c	Bilingual Paraprofessionals - Under the supervision of the classroom teacher, provide bilingual, differentiated Targeted/Tier II and Intensive/Tier III reading or math instruction to elementary students who have not succeeded through Universal/Tier I and Targeted/Tier II classroom-based instruction, focusing on English Learners, Foster Youth, and Socioeconomically Disadvantaged (Differentiated Assistance and CA School Dashboard - Academics).	English Foster Low Learners Youth Income	Yes	Schoolwide	English Learners Foster Youth Low Income	Specific Schools: San Martin/Gwinn	2024-27	\$148,951.30	\$0.00	\$148,951.30				\$148,951.30
1.1	1.1.d	MTSS Paraprofessionals - Under the supervision of the Reading Intervention Teacher, provide differentiated Targeted/Tier II and Intensive/Tier III reading or math instruction to elementary students who have not succeeded through Universal/Tier I and Targeted/Tier II classroom-based instruction, focusing on English Learners, Foster Youth, and Socioeconomically Disadvantaged (Differentiated Assistance and CA School Dashboard - Academics).	English Foster Low Learners Youth Income	Yes	Schoolwide	English Learners Foster Youth Low Income	All Schools K-5	2024-27	\$362,655.90	\$0.00	\$362,655.90				\$362,655.90
1.1	1.1.e	Reading Intervention Programming - Provide specialized professional development and instructional materials to the reading intervention staff to address the needs of students receiving Targeted/Tier II and Intensive/Tier III	English Foster Low Learners Youth Income	Yes	Schoolwide	English Learners Foster Youth Low Income	K-5	2024-27	\$0.00	\$1,575.00	\$1,575.00				\$1,575.00

Goal #	Action #	Action Title	Student Group(s)	Contributing to Increased or Improved Services?	Scope	Unduplicated Student Group(s)	Location	Time Span	Total Personnel	Total Non-personnel	LCFF Funds	Other State Funds	Local Funds	Federal Funds	Total Funds
		instruction (Differentiated Assistance and CA School Dashboard - Academics).													
1.1	1.1.f	Reading Incentive Program - Provide a voluntary reading incentive program to engage students in developing life-long literacy skills and close the opportunity gap through school libraries (CA School Dashboard - Academics).	English Foster Low Learners Youth Income	Yes	LEA-wide	English Learners Foster Youth Low Income	All Schools K-5	2024-27	\$0.00	\$1,000.00	\$1,000.00				\$1,000.00
1.1	1.1.g	TK-5 Mathematics - Provide professional development in collaboration with outside organizations to enhance instruction leading to the development of foundational math skills and improving student outcomes, focusing on English Learners, Socioeconomically Disadvantaged, and Students with Disabilities (Differentiated Assistance and CA School Dashboard - Academics).	English Foster Low Learners Youth Income	Yes	LEA-wide	English Learners Foster Youth Low Income	TK-5	2024-27	\$20,072.09	\$15,700.00	\$35,772.09				\$35,772.09
1.1	1.1.h	Professional Development and Materials for Elementary Specials - Engage elementary students with content specialized instructors for PE and VAPA as well as providing classroom teachers with time to collaborate on student data and develop responsive instructional plans (CA School Dashboard - Academics, Chronic Absenteeism)	English Foster Low Learners Youth Income	Yes	LEA-wide	English Learners Foster Youth Low Income	TK-5	2024-27	\$0.00	\$10,000.00	\$10,000.00				\$10,000.00
1.1	1.1.i	UPK/P3 Plan Development and Implementation - Develop and implement a plan to address the progressively younger age for enrollment into	All	No				2024-26	\$9,330.00	\$0.00		\$9,330.00			\$9,330.00

Goal #	Action #	Action Title	Student Group(s)		Contributing to Increased or Improved Services?	Scope	Unduplicated Student Group(s)	Location	Time Span	Total Personnel	Total Non-personnel	LCFF Funds	Other State Funds	Local Funds	Federal Funds	Total Funds
		transitional kindergarten as well as the transition to and through kindergarten and through third grade.														
1.1	1.1.j	UPK/UTK Professional Development - Provide specialized professional development to meet the needs of the progressively younger children enrolling into transitional kindergarten with a focus on play-based, standards-aligned learning.	All		No				2024-26	\$78,750.00	\$78,750.00		\$157,500.00			\$157,500.00
1.1	1.1.k	UPK/UTK Assessments - Development and implementation of a comprehensive assessment plan for students enrolled in transitional kindergarten.	All		No				2024-26	\$0.00	\$51,585.00		\$51,585.00			\$51,585.00
1.1	1.1.l	UPK/UTK Instructional Materials - Development and implementation of a comprehensive, play-based, standards-aligned instructional program for students enrolled in transitional kindergarten.	All		No				2024-26	\$0.00	\$51,585.00		\$51,585.00			\$51,585.00
1.1	1.1.m	Reading Difficulties Screener - Select and implement a reading difficulties screener from the list identified by the State Board of Education's Reading Difficulties Risk Screener Selection Panel for students in kindergarten, first, and second grade to assess students for risk of reading difficulties, including possible neurological disorders such as dyslexia. (Education Code Section 53008)	English Foster Low	Learners Youth Income	Yes	LEA-wide	English Learners Foster Youth Low Income	All Schools K-2	2024-25	\$18,660.00	\$0.00	\$18,660.00				\$18,660.00
1.1	1.1.n	Elementary Literacy TOSA - Provide targeted professional development and support to teachers on the instruction of foundational literacy	English Foster Low	Learners Youth Income	Yes	LEA-wide	English Learners Foster Youth Low Income	TK-5	2024-27	\$166,262.79	\$0.00	\$166,262.79				\$166,262.79

Goal #	Action #	Action Title	Student Group(s)	Contributing to Increased or Improved Services?	Scope	Unduplicated Student Group(s)	Location	Time Span	Total Personnel	Total Non-personnel	LCFF Funds	Other State Funds	Local Funds	Federal Funds	Total Funds	
		skills to improve the outcomes of all students, focusing on English Learners, Socioeconomically Disadvantaged, Foster Youth, Homeless Youth, and Students with Disabilities. (CA School Dashboard)														
1.1	1.1.o	College and Career Media Technicians - Provide all students with equitable access to school library materials and support with utilizing the library tools to locate specific materials to increase literacy outcomes, focusing on English Learners, Foster Youth, and Socioeconomically Disadvantaged (CA School Dashboard - Academics)	English Foster Low	Learners Youth Income	Yes	Schoolwide	English Learners Foster Youth Low Income	TK-8	2024-27	\$313,853.49	\$0.00	\$313,853.49				\$313,853.49
1.2	1.2.a	Math TOSA - Provide targeted professional development and support to teachers on the instruction of middle school math skills to improve the outcomes of all students, focusing on English Learners, Socioeconomically Disadvantaged, Foster Youth, Homeless Youth, and Students with Disabilities. (CA School Dashboard - Academics)	English Foster Low	Learners Youth Income	Yes	LEA-wide	English Learners Foster Youth Low Income	All Schools	2024-27	\$153,675.55	\$0.00	\$153,675.55				\$153,675.55
1.2	1.2.b	AVID - Provide middle school students with skills and support through an elective class, tutoring, and schoolwide strategies to prepare for college and career success. (Differentiated Assistance and CA School Dashboard - Academics)	English Foster Low	Learners Youth Income	Yes	Schoolwide	English Learners Foster Youth Low Income	Specific Schools: Britton, Martin Murphy	2024-27	\$23,000.00	\$10,000.00	\$33,000.00				\$33,000.00
1.2	1.2.c	Cal-SOAP Support - Provide middle school students access to a program designed to	English Foster Low	Learners Youth Income	Yes	LEA-wide	English Learners Foster Youth	Specific Schools: Martin Murphy,	2024-27	\$0.00	\$10,000.00	\$10,000.00				\$10,000.00

Goal #	Action #	Action Title	Student Group(s)	Contributing to Increased or Improved Services?	Scope	Unduplicated Student Group(s)	Location	Time Span	Total Personnel	Total Non-personnel	LCFF Funds	Other State Funds	Local Funds	Federal Funds	Total Funds	
		increase the accessibility of postsecondary education for socioeconomically disadvantaged and underrepresented students. The program provides academic tutoring, college and career counseling/coaching, and various outreach activities to help students find success in middle school and create a path to college. (CA School Dashboard - College Career Readiness, Graduation Rate)				Low Income	SMG									
1.2	1.2.d	College and Career Readiness - Provide activities help middle school students get ready for high school, college, and future jobs through visiting colleges, exploring different careers, getting help with schoolwork, learning how to manage time, and preparing for important tests. (Differentiated Assistance - Academics)	English Foster Low	Learners Youth Income	Yes	Scho olwide	English Learners Foster Youth Low Income	Specific Schools: Britton, Murphy, SMG and Jackson 6-8	2024-27	\$0.00	\$20,000.00	\$20,000.00				\$20,000.00
1.2	1.2.e	Sixth Grade Connection - Help incoming sixth graders transition smoothly into middle school through orientation, academic preparation, and social activities to build students' confidence and readiness for their new school environment. (Differentiated Assistance - Academics)	EL, FY, HY All		No				2024-27	\$15,000.00	\$0.00		\$15,000.00			\$15,000.00
1.2	1.2.f	California College Guidance Initiative - Provide access to the statewide effort aimed at improving college and career readiness through assisting students in exploring postsecondary options, planning their educational paths, and	All		No				2024-27	\$0.00	\$0.00	\$0.00				\$0.00

Goal #	Action #	Action Title	Student Group(s)	Contributing to Increased or Improved Services?	Scope	Unduplicated Student Group(s)	Location	Time Span	Total Personnel	Total Non-personnel	LCFF Funds	Other State Funds	Local Funds	Federal Funds	Total Funds	
		accessing financial aid information, (CA School Dashboard - College and Career Readiness, Graduation Rate)														
1.2	1.2.g	Middle School Counselors- Provide a proactive program that engages students and includes leadership, advocacy, and collaboration with school staff, and community/family members in the delivery of programs and activities to help students achieve success, focusing on English Learners, Socioeconomically Disadvantaged, Foster Youth, Homeless Youth, and Students with Disabilities. (Differentiated Assistance and CA Dashboard - Academics, Chronic Absenteeism, Suspension)	English Foster Low	Learners Youth Income	Yes	Schoolwide	English Learners Foster Youth Low Income	Specific Schools: Britton and Murphy 6-8	2024-27	\$537,064.90	\$0.00	\$537,064.90				\$537,064.90
1.3	1.3.a	Career and Technical Education (CTE) Professional Development and Stipends - Provide professional development and extra hours for CTE staff to support the CTE program	English Foster Low	Learners Youth Income	Yes	Schoolwide	English Learners Foster Youth Low Income	9-12	2024-27	\$10,000.00	\$0.00	\$10,000.00				\$10,000.00
1.3	1.3.b	AP Capstone - Allow students to explore academic topics in depth, conduct research, collaborate with peers, and develop critical thinking and communication skills. (CA Dashboard - Academics)	English Foster Low	Learners Youth Income	Yes	Schoolwide	English Learners Foster Youth Low Income	Specific Schools: Live Oak, Sobrato	2024-27	\$0.00	\$12,000.00	\$12,000.00				\$12,000.00
1.3	1.3.c	Equal Opportunity Schools (EOS) - Provide students access to Equal Opportunity Schools to ensure that all students, regardless of race or socioeconomic status,	English Foster Low	Learners Youth Income	Yes	LEA-wide	English Learners Foster Youth Low Income	All Schools 9-12	2024-27	\$0.00	\$30,000.00	\$30,000.00				\$30,000.00

Goal #	Action #	Action Title	Student Group(s)	Contributing to Increased or Improved Services?	Scope	Unduplicated Student Group(s)	Location	Time Span	Total Personnel	Total Non-personnel	LCFF Funds	Other State Funds	Local Funds	Federal Funds	Total Funds
		have equitable access to rigorous academic programs through data analysis, outreach, and support, EOS aims to close opportunity gaps and increase the representation of underrepresented students in challenging coursework. (CA School Dashboard - Academics)													
1.3	1.3.d	Freshman on Track - Provide ninth-grade students support to stay on track academically and socially during their first year of high school. The program includes tracking students' progress in terms of attendance, course performance, and behavior and providing targeted interventions and support to students who may be at risk of falling behind or disengaging from school. (Differentiated Assistance and CA School Dashboard - Academics)	English Foster Low Learners Youth Income	Yes	Schoolwide	English Learners Foster Youth Low Income	Specific Schools: Live Oak, Sobrato 9	2024-27	\$0.00	\$26,575.00	\$26,575.00				\$26,575.00
1.3	1.3.e	Freshman Success Coordinators - Support the transition of ninth-grade students by providing academic advising, social-emotional guidance, overseeing transition programs, engaging parents, and implementing data-driven interventions to ensure student success. (Differentiated Assistance and CA School Dashboard - Academics)	EL, FY, SED All	No				2024-27	\$0.00	\$140,000.00			\$140,000.00		\$140,000.00
1.3	1.3.f	AVID - Provide students with preparation for college and career success by teaching skills such as critical thinking, organization, and study strategies by offering them support	English Foster Low Learners Youth Income	Yes	LEA-wide	English Learners Foster Youth Low Income	Specific Schools: Live Oak, Sobrato 9-12	2024-27	\$22,000.00	\$15,000.00	\$37,000.00				\$37,000.00

Goal #	Action #	Action Title	Student Group(s)	Contributing to Increased or Improved Services?	Scope	Unduplicated Student Group(s)	Location	Time Span	Total Personnel	Total Non-personnel	LCFF Funds	Other State Funds	Local Funds	Federal Funds	Total Funds
		through an elective class, tutoring, and mentorship, while also promoting a schoolwide culture of high expectations and college readiness. (Differentiated Assistance and CA School Dashboard - Academics)													
1.3	1.3.g	Credit Recovery - Provide students who have failed or missed courses the opportunity to retake and earn credits needed for graduation including, but not limited to, online courses, summer school, after-school programs, and individualized learning plans to help students stay on track for graduation. (Differentiated Assistance and CA School Dashboard - Academics, College and Career Readiness, Graduation Rates)	English Foster Low	Learners Youth Income	Yes	Schoolwide	English Learners Foster Youth Low Income	9-12	2024-27	\$0.00	\$5,000.00	\$5,000.00			\$5,000.00
1.3	1.3.h	CalSOAP - Provide high school students access to a state initiative designed to increase the accessibility of postsecondary education for socioeconomically disadvantaged and underrepresented students. The program provides academic tutoring, college and financial aid advising, and various outreach activities to help students navigate the path to college. (CA School Dashboard - College Career Readiness, Graduation Rate)	English Foster Low	Learners Youth Income	Yes	LEA-wide	English Learners Foster Youth Low Income	Specific Schools: Live Oak, Sobrato High School and Central High 9-12	2024-27	\$0.00	\$87,000.00	\$87,000.00			\$87,000.00
1.3	1.3.i	Professional Development for Academic Counselors - Keeping Academic Counselors updated on educational trends,	English Foster Low	Learners Youth Income	Yes	Schoolwide	English Learners Foster Youth Low Income	9-12	2024-27	\$0.00	\$5,000.00	\$5,000.00			\$5,000.00

Goal #	Action #	Action Title	Student Group(s)	Contributing to Increased or Improved Services?	Scope	Unduplicated Student Group(s)	Location	Time Span	Total Personnel	Total Non-personnel	LCFF Funds	Other State Funds	Local Funds	Federal Funds	Total Funds
		enhancing their ability to support students academically and emotionally, and ensuring compliance with legal and ethical standards ultimately leading to better student outcomes by improving the quality and effectiveness of counseling services. (Differentiated Assistance and CA School Dashboard - Academics, Career and College Readiness, Graduation Rate)													
1.3	1.3.j	Post Secondary Tracking - Monitor students' educational and career outcomes after high school, helping schools evaluate the effectiveness of programs, inform policy decisions, and provide ongoing support to alumni. (CA School Dashboard - College and Career Readiness, Graduation Rate)	English Foster Low Learners Youth Income	Yes	Schoolwide	English Learners Foster Youth Low Income	Specific Schools: Live Oak, Sobrato, and Central High 9-12	2024-27	\$0.00	\$5,000.00	\$5,000.00				\$5,000.00
1.3	1.3.k	Ninth Grade Connection - Help incoming ninth graders transition smoothly into high school through orientation, academic preparation, and social activities to build students' confidence and readiness for their new school environment. (Differentiated Assistance - Academics)	EL, FY, SED All	No				2024-27	\$15,000.00	\$0.00		\$15,000.00			\$15,000.00
1.3	1.3.l	CTE Program - Offer students opportunities to gain practical skills and knowledge relevant to specific careers and industries through integrating academic learning with hands-on training, allowing students to explore various career pathways, earn industry certifications, and	All	No				2024-27	\$2,043,856.34	\$375,000.00		\$405,040.00	\$1,943,904.34	\$69,912.00	\$2,418,856.34

Goal #	Action #	Action Title	Student Group(s)		Contributing to Increased or Improved Services?	Scope	Unduplicated Student Group(s)	Location	Time Span	Total Personnel	Total Non-personnel	LCFF Funds	Other State Funds	Local Funds	Federal Funds	Total Funds
		prepare for success in the workforce.														
1.3	1.3.m	Academic Counselor for Central High School - Provide guidance and support to students in navigating their academic journey by supporting students' academic success, personal development, and post-secondary planning. (CA Dashboard - Graduation Rate)	All		No				2024-27	\$126,621.00	\$0.00		\$126,621.00			\$126,621.00
1.3	1.3.n	State Seal of Biliteracy - Provide access to an award given by the state to graduating high school students who have demonstrated proficiency in English and at least one other language. (CA Dashboard - Academics, Career and College Readiness)	English Foster Low	Learners Youth Income	Yes	LEA-wide	English Learners Foster Youth Low Income	9-12	2024-27	\$0.00	\$5,000.00	\$5,000.00				\$5,000.00
1.3	1.3.o	State Seal of Civic Engagement - Provide access to an honor awarded to high school students who have demonstrated a commitment to active citizenship and community involvement. This recognition highlights students' dedication to civic responsibility, leadership, and service, encouraging them to become engaged members of their communities and contributing positively to society. (CA Dashboard - Academics, Career and College Readiness)	English Foster Low	Learners Youth Income	Yes	LEA-wide	English Learners Foster Youth Low Income	9-12	2024-27	\$9,330.00	\$3,000.00	\$9,330.00	\$3,000.00			\$12,330.00
1.3	1.3.p	College Visits - Provide an opportunity for students to explore a college or university campus to help students make informed decisions about where to pursue their higher education	English Foster Low	Learners Youth Income	Yes	LEA-wide	English Learners Foster Youth Low Income	12	2024-27	\$0.00	\$3,000.00	\$3,000.00				\$3,000.00

Goal #	Action #	Action Title	Student Group(s)	Contributing to Increased or Improved Services?	Scope	Unduplicated Student Group(s)	Location	Time Span	Total Personnel	Total Non-personnel	LCFF Funds	Other State Funds	Local Funds	Federal Funds	Total Funds
		and provide valuable insights into campus life, academic programs, and student support services. (CA School Dashboard - College and Career Readiness, Graduation Rate)													
1.3	1.3.q	Implement and Support Dual Enrollment Courses - Provide high school students an opportunity to enroll in college-level courses and earn both high school and college credit simultaneously, providing students with an opportunity to experience college-level coursework, explore potential career interests, and accelerate their progress toward a college degree. (CA School Dashboard - College and Career Readiness)	All	No				2024-27	\$0.00	\$29,950.00		\$29,950.00			\$29,950.00
1.4	1.4.a	English Language Development Teacher on Special Assignment (Differentiated Assistance and CA School Dashboard - Academics).	English Learners	Yes	LEA-wide	English Learners	All Schools	2024-27	\$147,081.83	\$0.00	\$147,081.83				\$147,081.83
1.4	1.4.b	ELPAC Test Administrators	English Learners	Yes	LEA-wide	English Learners	Specific Schools: San Martin Gwinn K-8, Live Oak High School, P.A. Walsh, Britton Middle School	2024-27	\$20,000.00	\$0.00	\$20,000.00				\$20,000.00
1.4	1.4.c	EL Facilitators (Differentiated Assistance and CA School Dashboard - Academics).	English Learners	Yes	LEA-wide	English Learners	All Schools	2024-27	\$42,933.00	\$0.00	\$42,933.00				\$42,933.00
1.4	1.4.d	Professional Development- English Language Development. (Differentiated	English Learners	Yes	LEA-wide	English Learners	All Schools	2024-27	\$49,340.00	\$0.00	\$49,340.00				\$49,340.00

Goal #	Action #	Action Title	Student Group(s)	Contributing to Increased or Improved Services?	Scope	Unduplicated Student Group(s)	Location	Time Span	Total Personnel	Total Non-personnel	LCFF Funds	Other State Funds	Local Funds	Federal Funds	Total Funds
		Assistance and CA School Dashboard - Academics).													
1.4	1.4.e	Multilingual Achievement Ceremony	English Learners	Yes	LEA-wide	English Learners	All Schools	2024-27	\$0.00	\$1,000.00	\$1,000.00				\$1,000.00
1.4	1.4.f	Constructing Meaning Implementation-(Differentiated Assistance and CA School Dashboard - Academics).	English Learners	Yes	Schoolwide	English Learners	Specific Schools: Britton Middle School, Martin Murphy Middle School, Ann Sobrato High School, Live Oak High School	2024-27	\$11,000.00	\$0.00	\$11,000.00				\$11,000.00
1.4	1.4.g	ELPAC Testing	English Learners	Yes	LEA-wide	English Learners	All Schools	2024-27	\$15,930.00	\$0.00	\$15,930.00				\$15,930.00
1.4	1.4.h	Professional Development to implement ELD Curriculum-(Differentiated Assistance and CA School Dashboard - Academics).	English Learners	Yes	LEA-wide	English Learners	All Schools 6-12	2024-27	\$8,260.00	\$30,000.00	\$38,260.00				\$38,260.00
1.4	1.4.i	English Learner Monitoring Platform-(Differentiated Assistance and CA School Dashboard - Academics).	English Learners	Yes	LEA-wide	English Learners	All Schools	2024-27	\$0.00	\$41,506.00	\$7,506.00			\$34,000.00	\$41,506.00
1.4	1.4.j	Early Learning Multilingual Learner Support.(Differentiated Assistance and CA School Dashboard - Academics).	EL All	No				2024-27	\$0.00	\$0.00			\$0.00		\$0.00
1.4	1.4.k	LTEL Secondary Designated ELD-Development of secondary Long-Term English Learner Designated-ELD courses and adoption of supplementary materials for adopted courses. (Differentiated	English Learners	Yes	Schoolwide	English Learners	Specific Schools: Britton, Murphy, Jackson, San Martin/Gwinn, Live Oak, Sobrato	2024-27	\$30,000.00	\$120,000.00	\$150,000.00				\$150,000.00

Goal #	Action #	Action Title	Student Group(s)	Contributing to Increased or Improved Services?	Scope	Unduplicated Student Group(s)	Location	Time Span	Total Personnel	Total Non-personnel	LCFF Funds	Other State Funds	Local Funds	Federal Funds	Total Funds
		Assistance and CA School Dashboard - Academics).					6-12								
1.5	1.5.a	Inclusion PD and Coaching - Provide educators with training and ongoing support to effectively implement inclusive practices in the classroom, ensuring that all students, including those with diverse learning needs, are fully supported and included in the learning environment. (Differentiated Assistance and CA School Dashboard - Academics; Special Education Study)	English Foster Low Learners Youth Income	Yes	Schoolwide	English Learners Foster Youth Low Income	Specific Schools: Nordstrom, Live Oak, Sobrato	2024-27	\$26,700.00	\$56,000.00	\$82,700.00				\$82,700.00
1.5	1.5.b	Committee to create and implement a District-wide Inclusion Framework - Develop a comprehensive plan implemented across the school district to promote inclusive practices and support the diverse needs of all students including strategies for curriculum design, instructional practices, assessment methods, professional development, parent and community involvement to ensure that every student, regardless of background or ability, has access to a high-quality education. (CA School Dashboard - Academics, Special Education Study)	English Foster Low Learners Youth Income	Yes	LEA-wide	English Learners Foster Youth Low Income	All Schools	2024-25	\$6,000.00	\$0.00	\$6,000.00				\$6,000.00
1.5	1.5.c	Behavior De-escalation Training - Provide training to equip educators and school staff with strategies and techniques to effectively manage and defuse challenging behaviors in students to create a safe and supportive learning environment for all students. (CA School	English Foster Low Learners Youth Income	Yes	LEA-wide	English Learners Foster Youth Low Income	All Schools	2024-27	\$23,354.00	\$10,200.00	\$33,554.00				\$33,554.00

Goal #	Action #	Action Title	Student Group(s)	Contributing to Increased or Improved Services?	Scope	Unduplicated Student Group(s)	Location	Time Span	Total Personnel	Total Non-personnel	LCFF Funds	Other State Funds	Local Funds	Federal Funds	Total Funds
		Dashboard - Suspension Rate)													
1.5	1.5.d	Classified Inclusion Staff - Provide specialized staff to ensure that students with disabilities receive appropriate accommodations and support to participate fully in the general education curriculum (CA School Dashboard - Academics, Special Education Study)	English Foster Low Learners Youth Income	Yes	Scho olwide	English Learners Foster Youth Low Income	Specific Schools: Britton	2024-27	\$66,000.00	\$0.00	\$66,000.00				\$66,000.00
1.5	1.5.e	Preschool Inclusion Staff - Provide staff with specialized training to implement strategies to promote socialization, communication, and skill development while ensuring that children with disabilities or special needs have equitable access to educational opportunities alongside their typically developing peers. (Special Education Study)	Students with Disabilities	No				2024-27	\$238,000.00	\$0.00		\$238,000.00			\$238,000.00
1.5	1.5.f	Paraprofessional Professional Development - Provide training and educational opportunities for paraprofessionals to enhance their skills, knowledge, and effectiveness in supporting student learning and classroom instruction. (CA Dashboard - Academics, Suspension)	English Foster Low Learners Youth Income	Yes	LEA-wide	English Learners Foster Youth Low Income	All Schools	2024-27	\$24,470.00	\$0.00	\$24,470.00				\$24,470.00
2.0	2.0.a	School Site Bilingual Community Liaisons - Provide staff members who serve as a bridge between the school and non-English-speaking families, facilitating effective communication and engagement to increase student outcomes, focusing on English Learners, Foster Youth, and	English Foster Low Learners Youth Income	Yes	LEA-wide	English Learners Foster Youth Low Income	All Schools	2024-27	\$389,556.31	\$0.00	\$389,556.31				\$389,556.31

Goal #	Action #	Action Title	Student Group(s)	Contributing to Increased or Improved Services?	Scope	Unduplicated Student Group(s)	Location	Time Span	Total Personnel	Total Non-personnel	LCFF Funds	Other State Funds	Local Funds	Federal Funds	Total Funds
		Socioeconomically Disadvantaged. (CA School Dashboard - Academics, Chronic Absenteeism, Suspension, Graduation Rate)													
2.0	2.0.b	Community Liaison Professional Development - Provide training programs designed to enhance the skills and effectiveness of community liaisons in schools, including communication skills, cultural competency, conflict resolution, and strategies for engaging families and the community to improve outcomes for all students, focusing on English Learners, Foster Youth, and Socioeconomically Disadvantaged. (CA School Dashboard - Academics, Chronic Absenteeism, Suspension, Graduation Rate)	English Foster Low	Learners Youth Income	Yes	LEA-wide	English Learners Foster Youth Low Income	All Schools	2024-27	\$1,000.00	\$6,500.00	\$7,500.00			\$7,500.00
2.0	2.0.c	Family and Community Engagement Center - Provide a dedicated space that fosters collaboration between the district, families, and the broader community through workshops, resources, and activities that promote active family involvement in education to improve student outcomes, focusing on English Learners, Foster Youth, and Socioeconomically Disadvantaged. (CA School Dashboard - Academics, Chronic Absenteeism, Suspension, Graduation Rate)	English Foster Low	Learners Youth Income	Yes	LEA-wide	English Learners Foster Youth Low Income	All Schools	2024-27	\$0.00	\$30,000.00	\$30,000.00			\$30,000.00
2.0	2.0.d	Family and Community Engagement Center Lead - Provide a staff member to manage and	English Foster Low	Learners Youth Income	Yes	LEA-wide	English Learners Foster Youth	All Schools	2024-25	\$85,287.55	\$0.00	\$85,287.55			\$85,287.55

Goal #	Action #	Action Title	Student Group(s)	Contributing to Increased or Improved Services?	Scope	Unduplicated Student Group(s)	Location	Time Span	Total Personnel	Total Non-personnel	LCFF Funds	Other State Funds	Local Funds	Federal Funds	Total Funds
		coordinate the activities and services of the Family and Community Engagement Center, including organizing workshops and events, providing resources and support to families, facilitating communication between the school and the community, and fostering strong partnerships to enhance student success and create an inclusive school environment to improve outcomes for all students, focusing on English Learners, Foster Youth, and Socioeconomically Disadvantaged. (CA School Dashboard - Academics, Chronic Absenteeism, Suspension, Graduation Rate)				Low Income									
2.0	2.0.e	Communication and Translation Services - Ensure that non-English-speaking families have equal access to important information and can fully participate in their child's education by translating documents and providing interpretation services to overcome language barriers, foster inclusivity and stronger school-family partnerships to improve outcomes for all students, focusing on English Learners, Foster Youth, and Socioeconomically Disadvantaged. (CA School Dashboard - Academics, Chronic Absenteeism, Suspension, Graduation Rate)	English Foster Low	Learners Youth Income	Yes	LEA-wide	English Learners Foster Youth Low Income	All Schools	2024-27	\$4,200.00	\$16,500.00	\$20,700.00			\$20,700.00
2.0	2.0.f	Parent/Guardian Education - Provide parents and guardians with the knowledge and	English Foster Low	Learners Youth Income	Yes	LEA-wide	English Learners Foster Youth	All Schools	2024-27	\$7,000.00	\$37,500.00	\$44,500.00			\$44,500.00

Goal #	Action #	Action Title	Student Group(s)	Contributing to Increased or Improved Services?	Scope	Unduplicated Student Group(s)	Location	Time Span	Total Personnel	Total Non-personnel	LCFF Funds	Other State Funds	Local Funds	Federal Funds	Total Funds
		skills to support their children's academic and social-emotional development, including workshops, informational sessions, and resources on topics such as effective parenting strategies, navigating the school system, helping with homework, and fostering positive behavior and communication at home to improve outcomes for all students, focusing on English Learners, Foster Youth, and Socioeconomically Disadvantaged. (CA School Dashboard - Academics, Chronic Absenteeism, Suspension, Graduation Rate)				Low Income									
2.0	2.0.g	Family and Community Engagement Plan Implementation - Put into action strategies and initiatives outlined in the plan to foster collaboration between the District, families, and the broader community; this includes executing activities such as workshops, events, and outreach efforts designed to promote family involvement, strengthen partnerships, and enhance student success to improve outcomes for all students, focusing on English Learners, Foster Youth, and Socioeconomically Disadvantaged. (CA School Dashboard - Academics, Chronic Absenteeism, Suspension, Graduation Rate)	English Foster Low	Learners Youth Income	Yes	LEA-wide	English Learners Foster Youth Low Income	All Schools	2024-25	\$4,000.00	\$0.00	\$4,000.00			\$4,000.00
2.0	2.0.h	District English Learner Advisory Committee (DELAC) and Migrant Parent/ Guardian	EL		No				2024-27	\$1,000.00	\$2,000.00			\$3,000.00	\$3,000.00

Goal #	Action #	Action Title	Student Group(s)	Contributing to Increased or Improved Services?	Scope	Unduplicated Student Group(s)	Location	Time Span	Total Personnel	Total Non-personnel	LCFF Funds	Other State Funds	Local Funds	Federal Funds	Total Funds
		Advisory Council (MPAC) - Support advisory groups within the District that represent the interests of students identified as English Learner and migrant families that play a crucial role in ensuring that the District's policies, programs, and resources effectively support the academic success and well-being of students identified as English Learner and migrant to improve outcomes for all students, focusing on English Learners, Foster Youth, and Socioeconomically Disadvantaged. (CA School Dashboard - Academics, Chronic Absenteeism, Suspension, Graduation Rate)													
3.0	3.0.a	District Climate and Culture Surveys - Provide tools to gauge the overall perceptions, attitudes, and experiences of students, parents, teachers, and staff regarding the school environment, including safety, inclusivity, respect, communication, and support systems, and aim to identify areas of strength and areas for improvement within the district's climate and culture to improve outcomes for all students with a focus on English Learners, Foster Youth, and Socioeconomically Disadvantaged. (Differentiated Assistance and CA Dashboard - Academics, Chronic Absenteeism, Suspension, Graduation Rate)	English Learners Foster Youth Low Income	Yes	LEA-wide	English Learners Foster Youth Low Income	All Schools	2024-27	\$0.00	\$76,425.00	\$76,425.00				\$76,425.00

Goal #	Action #	Action Title	Student Group(s)	Contributing to Increased or Improved Services?	Scope	Unduplicated Student Group(s)	Location	Time Span	Total Personnel	Total Non-personnel	LCFF Funds	Other State Funds	Local Funds	Federal Funds	Total Funds
3.0	3.0.b	School Culture and Climate Supports and Training - Provide training and resources aimed at fostering a positive and inclusive school environment, including professional development, behavioral supports, community-building activities, cultural competency training, and wellness initiatives to promote academic success, social-emotional development, and well-being to improve outcomes for all students with a focus on English Learners, Foster Youth, and Socioeconomically Disadvantaged. (Differentiated Assistance and CA Dashboard - Academics, Chronic Absenteeism, Suspension, Graduation Rate)	English Foster Low Learners Youth Income	Yes	LEA-wide	English Learners Foster Youth Low Income	All Schools	2024-27	\$0.00	\$64,000.00	\$64,000.00				\$64,000.00
3.0	3.0.c	Collaborative Partnerships for Comprehensive Social-Emotional Support - Build alliances between schools, community organizations, and mental health agencies to provide holistic support for students' social and emotional well-being to offer a range of services and resources, including counseling, mentoring, family support, and community-based programs, to address the diverse needs of students and improve outcomes for all students, focusing on English Learners, Foster Youth, and Socioeconomically Disadvantaged. (Differentiated Assistance and CA Dashboard - Academics,	English Foster Low Learners Youth Income	Yes	Scho olwide	English Learners Foster Youth Low Income	Specific Schools: Britton, Sobrato, SMG, Live Oak	2024-27	\$0.00	\$38,000.00	\$38,000.00				\$38,000.00

Goal #	Action #	Action Title	Student Group(s)	Contributing to Increased or Improved Services?	Scope	Unduplicated Student Group(s)	Location	Time Span	Total Personnel	Total Non-personnel	LCFF Funds	Other State Funds	Local Funds	Federal Funds	Total Funds
		Chronic Absenteeism, Suspension, Graduation Rate)													
3.0	3.0.d	Student Health and Wellness Curriculum - Provide a structured program designed to promote the physical, mental, and emotional well-being of students to provide students with the knowledge, skills, and resources they need to make informed decisions and adopt healthy behaviors to improve outcomes for all students with a focus on English Learners, Foster Youth, and Socioeconomically Disadvantaged. (Differentiated Assistance and CA Dashboard - Academics, Chronic Absenteeism, Suspension, Graduation Rate)	English Foster Low Learners Youth Income	Yes	LEA-wide	English Learners Foster Youth Low Income	All Schools	2024-27	\$0.00	\$75,550.00	\$11,550.00	\$64,000.00			\$75,550.00
3.0	3.0.e	Foster and Homeless Support - Provide assistance and resources to students who are in foster care or experiencing homelessness to ensure they have access to a stable and supportive learning environment to improve outcomes for Foster Youth. (Differentiated Assistance and CA Dashboard - Academics, Chronic Absenteeism, Suspension, Graduation Rate)	Foster Low Youth Income	Yes	Limited to Unduplicated Student Group(s)	Foster Youth Low Income	All Schools	2024-27	\$0.00	\$33,600.00	\$18,600.00			\$15,000.00	\$33,600.00
3.0	3.0.f	Documentation Services - Provide management and maintenance of student records, administrative paperwork, and other official documents to ensure compliance with legal and regulatory requirements, facilitate communication between stakeholders, and support decision-making	English Foster Low Learners Youth Income	Yes	LEA-wide	English Learners Foster Youth Low Income	All Schools	2024-27	\$0.00	\$46,192.50	\$46,192.50				\$46,192.50

Goal #	Action #	Action Title	Student Group(s)	Contributing to Increased or Improved Services?	Scope	Unduplicated Student Group(s)	Location	Time Span	Total Personnel	Total Non-personnel	LCFF Funds	Other State Funds	Local Funds	Federal Funds	Total Funds
		processes within educational institutions to improve outcomes for all students with a focus on English Learners, Foster Youth, and Socioeconomically Disadvantaged. (Differentiated Assistance and CA Dashboard - Academics, Chronic Absenteeism, Suspension, Graduation Rate)													
3.0	3.0.g	Educational Alternative Placements - Provide specialized educational settings or programs designed to meet the unique needs of students who require alternative approaches to learning due to academic, behavioral, or social-emotional challenges to improve outcomes for all students, focusing on English Learners, Foster Youth, and Socioeconomically Disadvantaged. (Differentiated Assistance and CA Dashboard - Academics, Chronic Absenteeism, Suspension, Graduation Rate)	All	No				2024-27	\$0.00	\$195,000.00		\$195,000.00			\$195,000.00
3.0	3.0.h	School Safety and Resource Officer to improve outcomes for all students with a focus on English Learners, Foster Youth, and Socioeconomically Disadvantaged. (Differentiated Assistance and CA Dashboard - Academics, Chronic Absenteeism, Suspension, Graduation Rate)	English Foster Low Learners Youth Income	Yes	LEA-wide	English Learners Foster Youth Low Income	All Schools	2024-27	\$140,400.00	\$15,800.00	\$15,800.00	\$140,400.00			\$156,200.00
3.0	3.0.i	School Linked Services - Provide collaborative partnerships between schools and community-based organizations that	All	No				2024-27	\$0.00	\$159,674.00			\$159,674.00		\$159,674.00

Goal #	Action #	Action Title	Student Group(s)	Contributing to Increased or Improved Services?	Scope	Unduplicated Student Group(s)	Location	Time Span	Total Personnel	Total Non-personnel	LCFF Funds	Other State Funds	Local Funds	Federal Funds	Total Funds
		provide comprehensive support and resources to students and families to address a wide range of needs to improve outcomes for all students, focusing on English Learners, Foster Youth, and Socioeconomically Disadvantaged. (Differentiated Assistance and CA Dashboard - Academics, Chronic Absenteeism, Suspension, Graduation Rate)													
3.0	3.0.j	CARE Program - Provide staff to form collaborative partnerships between families and community-based organizations that provide comprehensive support and resources to students and families to address a wide range of needs to improve student outcomes, focusing on English Learners, Foster Youth, and Socioeconomically Disadvantaged. (Differentiated Assistance and CA Dashboard - Academics, Chronic Absenteeism, Suspension, Graduation Rate)	Foster Low	Youth Income	Yes	LEA-wide	Foster Youth Low Income	All Schools	2024-27	\$787,602.37	\$0.00	\$787,602.37			\$787,602.37
3.0	3.0.k	Student Engagement and Attendance - Initiatives focused on promoting active participation in learning activities and ensuring regular student attendance including creating a positive and supportive school environment where students feel motivated, connected, and valued, thereby reducing absenteeism and increasing academic success for all students, focusing on English Learners, Foster Youth,	English Foster Low	Learners Youth Income	Yes	LEA-wide	English Learners Foster Youth Low Income	All Schools	2024-27	\$0.00	\$92,000.00	\$92,000.00			\$92,000.00

Goal #	Action #	Action Title	Student Group(s)	Contributing to Increased or Improved Services?	Scope	Unduplicated Student Group(s)	Location	Time Span	Total Personnel	Total Non-personnel	LCFF Funds	Other State Funds	Local Funds	Federal Funds	Total Funds
		and Socioeconomically Disadvantaged. (Differentiated Assistance and CA Dashboard -Chronic Absenteeism)													
3.0	3.0.l	South County Youth Task Force Partnership - Participate in a collaborative effort between various community organizations, government agencies, schools, and stakeholders in the South County region to address the needs and challenges faced by youth in the area, such as substance abuse, mental health issues, juvenile delinquency, and academic struggles to improve outcomes for all students with a focus on English Learners, Foster Youth, and Socioeconomically Disadvantaged. (Differentiated Assistance and CA Dashboard - Academics, Chronic Absenteeism, Suspension, Graduation Rate)	All	No				2024-27	\$0.00	\$45,000.00			\$45,000.00		\$45,000.00
3.0	3.0.m	Youth Driven Programs Grant - Offer programs that provide mental health and wellness services to children, youth, parents, and caregivers in California with a specific focus on children and youth from African Americans, Asians and Pacific Islanders, Latinos, LGBTQIA+, and Native American communities (Differentiated Assistance and CA Dashboard - Academics, Chronic Absenteeism, Suspension, Graduation Rate)	African Americans, Asians and Pacific Islanders, Latinos, LGBTQIA+, Native Americans All	No				2024-27							
3.0	3.0.n	Community Schools Grant - Transforming	All	No				2024-27	\$0.00	\$2,062,500.00		\$2,062,500.00			\$2,062,500.00

Goal #	Action #	Action Title	Student Group(s)	Contributing to Increased or Improved Services?	Scope	Unduplicated Student Group(s)	Location	Time Span	Total Personnel	Total Non-personnel	LCFF Funds	Other State Funds	Local Funds	Federal Funds	Total Funds
		schools into hubs that offer a wide range of support services and resources to students, families, and the surrounding community to promote equity, improve academic outcomes, and address the holistic needs of students by providing access to health care, social services, enrichment programs, and other resources that support success for all students, focusing on English Learners, Foster Youth, and Socioeconomically Disadvantaged. (Differentiated Assistance and CA Dashboard - Academics, Chronic Absenteeism, Suspension, Graduation Rate)													
3.1	3.1.a	Provide Support and Professional Development for staff at Wellness Centers and Spaces - Ensure staff have the skills and knowledge to effectively meet the needs of students to support the outcomes of all students, focusing on English Learners, Foster Youth, and Socioeconomically Disadvantaged. (Differentiated Assistance and CA Dashboard - Academics, Chronic Absenteeism, Suspension, Graduation Rate)	English Foster Low	Learners Youth Income	Yes	LEA-wide	English Learners Foster Youth Low Income	All Schools	2024-27	\$16,000.00	\$41,000.00	\$57,000.00			\$57,000.00
3.1	3.1.b	Provide Licensed and Associate Mental Health Professionals to support wellness - Staff with expertise in diagnosing and treating mental health issues, offering counseling and therapy, and developing individualized support plans to ensure that	English Foster Low	Learners Youth Income	Yes	LEA-wide	English Learners Foster Youth Low Income	All Schools	2024-27	\$570,066.00	\$0.00	\$22,000.00	\$548,066.00		\$570,066.00

Goal #	Action #	Action Title	Student Group(s)	Contributing to Increased or Improved Services?	Scope	Unduplicated Student Group(s)	Location	Time Span	Total Personnel	Total Non-personnel	LCFF Funds	Other State Funds	Local Funds	Federal Funds	Total Funds
		students have access to timely, professional mental health care, which can improve their emotional well-being, academic performance, and overall quality of life to support the outcomes of all students, focusing on English Learners, Foster Youth, and Socioeconomically Disadvantaged. (Differentiated Assistance and CA Dashboard - Academics, Chronic Absenteeism, Suspension, Graduation Rate)													
3.1	3.1.c	Mental Health Infrastructure and Enhancement - Develop and improve facilities, resources, and programs to support mental health in schools, including creating dedicated spaces, investing in technology, increasing professional staff, and building community partnerships to support the outcomes of all students, focusing on English Learners, Foster Youth, and Socioeconomically Disadvantaged. (Differentiated Assistance and CA Dashboard - Academics, Chronic Absenteeism, Suspension, Graduation Rate)	All	No				2024-26	\$0.00	\$1,238,782.00			\$1,238,782.00		\$1,238,782.00
3.1	3.1.d	Elementary Wellness Counselors - Provide specialized professionals who provide mental health and emotional support to help address issues such as anxiety, social skills, and family challenges, promoting a positive school environment and supporting students' overall well-being and academic success to	All	No				2024-27	\$404,935.00	\$0.00				\$404,935.00	\$404,935.00

Goal #	Action #	Action Title	Student Group(s)	Contributing to Increased or Improved Services?	Scope	Unduplicated Student Group(s)	Location	Time Span	Total Personnel	Total Non-personnel	LCFF Funds	Other State Funds	Local Funds	Federal Funds	Total Funds
		support the outcomes of all students, focusing on English Learners, Foster Youth, and Socioeconomically Disadvantaged. (Differentiated Assistance and CA Dashboard - Academics, Chronic Absenteeism, Suspension, Graduation Rate)													

To Add a Row: Click "Add Row."

To Delete a Row: Remove all content from each cell, checkbox and dropdown of a row (including spaces), press "Save Data" and refresh the page.

startcollapse															
3.3	3.3.a														

To Add a Row: Click "Add Row."

To Delete a Row: Remove all content from each cell, checkbox and dropdown of a row (including spaces), press "Save Data" and refresh the page.

2024-25 Contributing Actions Table

1. Projected LCFF Base Grant	2. Projected LCFF Supplemental and/or Concentration Grants	3. Projected Percentage to Increase or Improve Services for the Coming School Year (2 divided by 1)	LCFF Carryover — Percentage (Percentage from Prior Year)	Total Percentage to Increase or Improve Services for the Coming School Year (3 + Carryover %)	4. Total Planned Contributing Expenditures (LCFF Funds)	5. Total Planned Percentage of Improved Services (%)	Planned Percentage to Increase or Improve Services for the Coming School Year (4 divided by 1, plus 5)	Totals by Type	Total LCFF Funds
[INPUT]	[INPUT]	[AUTO-CALCULATED]	[AUTO-CALCULATED]	[AUTO-CALCULATED]	[AUTO-CALCULATED]	[AUTO-CALCULATED]	[AUTO-CALCULATED]		[AUTO-CALCULATED]
84,614,567	7,576,388	8.954%	1.277%	10.231%	\$7,585,400.47	0.000%	8.965 %	Total:	\$7,585,400.47
								LEA-wide Total:	\$4,507,700.24
								Limited Total:	\$18,600.00
								Schoolwide Total:	\$3,059,100.23

Goal	Action #	Action Title	Contributing to Increased or Improved Services?	Scope	Unduplicated Student Group(s)	Location	Planned Expenditures for Contributing Actions (LCFF Funds)	Planned Percentage of Improved Services (%)
------	----------	--------------	---	-------	-------------------------------	----------	--	---

This table is automatically generated and calculated from this LCAP.

1.0	1.0.b	TK-12 Comprehensive Literacy - Development of a comprehensive literacy plan to improve literacy outcomes for all students, focusing on English Learners, Homeless Youth, Socioeconomically Disadvantaged, and Students with Disabilities (CA Dashboard).	Yes	LEA-wide	English Learners Foster Youth Low Income	All Schools	\$49,325.00	
1.0	1.0.c	TK-12 Math Alignment- District-wide mathematics professional development and alignment to improve student outcomes, focusing on English Learners, Homeless Youth,	Yes	LEA-wide	English Learners Foster Youth Low Income	All Schools	\$37,990.00	

Goal	Action #	Action Title	Contributing to Increased or Improved Services?	Scope	Unduplicated Student Group(s)	Location	Planned Expenditures for Contributing Actions (LCFF Funds)	Planned Percentage of Improved Services (%)
		Socioeconomically Disadvantaged, and Students with Disabilities (CA Dashboard).						
1.0	1.0.d	Dual Language Immersion (DLI) Program Development and Alignment - The alignment of the dual-language program district-wide to improve outcomes for all students, with a focus on English Learners, Socioeconomically Disadvantaged, and Students with Disabilities (CA Dashboard).	Yes	Schoolwide	English Learners Foster Youth Low Income	Specific Schools: San Martin/Gwinn, P.A. Walsh, Britton, Live Oak TK-12	\$25,800.00	
1.0	1.0.f	District-wide Assessments - Provide access to the core assessment program for instructional staff to provide data-informed instruction to all students, focusing on English Learners, Homeless, and Students with Disabilities (Differentiated Assistance - Academics).	Yes	LEA-wide	English Learners Foster Youth Low Income	All Schools	\$112,777.31	
1.0	1.0.g	Independent Study Program - Provide access to independent study for students who need an alternate pathway to access the instructional program.	Yes	LEA-wide	English Learners Foster Youth Low Income	All Schools	\$310,715.00	
1.0	1.0.i	Fund School Plans for Student Achievement (SPSAs) - Provide resource allocation to meet the local needs of school sites based on the California School Dashboard and other	Yes	LEA-wide	English Learners Foster Youth Low Income	All Schools	\$720,000.00	

Goal	Action #	Action Title	Contributing to Increased or Improved Services?	Scope	Unduplicated Student Group(s)	Location	Planned Expenditures for Contributing Actions (LCFF Funds)	Planned Percentage of Improved Services (%)
		metrics as outlined in the SPSAs.						
1.0	1.0.k	Technology TOSA - Provide professional development, coaching, and evaluation of educational technology to improve student outcomes, focusing on English Learners, Homeless Youth, Socioeconomically Disadvantaged, and Foster Youth.				All Schools		
1.0	1.0.m	School Device Digital Security - Ensure student digital safety and equitable access to digital instructional resources at all school sites for all students and staff.	Yes	LEA-wide	English Learners Foster Youth Low Income		\$74,767.00	
1.0	1.0.n	Data Monitoring Tools - Provide access to data monitoring tools for instructional staff to provide data-informed instruction to all students, focusing on English Learners, Homeless, and Students with Disabilities (Differentiated Assistance - Academics).	Yes	LEA-wide	English Learners Foster Youth Low Income	All Schools	\$35,999.50	
1.0	1.0.o	Curriculum and Assessment Professional Development - Provide professional development to instructional staff related to curriculum and assessment to improve student outcomes, focusing on English Learners, the Homeless, and Students with Disabilities	Yes	LEA-wide	English Learners Foster Youth Low Income	All Schools	\$87,917.00	

Goal	Action #	Action Title	Contributing to Increased or Improved Services?	Scope	Unduplicated Student Group(s)	Location	Planned Expenditures for Contributing Actions (LCFF Funds)	Planned Percentage of Improved Services (%)
		(Differentiated Assistance - Academics).						
1.0	1.0.p	New Teacher Induction Support - Provide professional development for new teachers to improve student outcomes, focusing on English Learners, Homeless, and Students with Disabilities (Differentiated Assistance - Academics).	Yes	LEA-wide	English Learners Foster Youth Low Income	All Schools	\$44,615.00	
1.0	1.0.q	Teacher Professional Development - Provide professional development for teachers for District alignment of programs and services to improve student outcomes, focusing on English Learners, Homeless, and Students with Disabilities (Differentiated Assistance - Academics).	Yes	LEA-wide	English Learners Foster Youth Low Income	All Schools	\$78,372.00	
1.0	1.0.r	Program Oversight - Monitor the implementation of district programs to improve student outcomes, focusing on English Learners, Homeless, and Students with Disabilities (Differentiated Assistance - Academics).	Yes	LEA-wide	English Learners Foster Youth Low Income	All Schools	\$163,063.44	
1.0	1.0.s	Digital Programming Support - Provide professional development and licensing for digital programs to improve student outcomes, focusing on equity and access for English Learners,	Yes	LEA-wide	English Learners Foster Youth Low Income	All Schools	\$29,110.00	

Goal	Action #	Action Title	Contributing to Increased or Improved Services?	Scope	Unduplicated Student Group(s)	Location	Planned Expenditures for Contributing Actions (LCFF Funds)	Planned Percentage of Improved Services (%)
		Homeless, and Students with Disabilities (Differentiated Assistance - Academics).						
1.0	1.0.t	VAPA Plan Support - Provide professional development and access to resources to implement the VAPA Plan, focusing on English Learners, Homeless, and Students with Disabilities (Differentiated Assistance - Academics).	Yes	LEA-wide	English Learners Foster Youth Low Income	All Schools	\$25,000.00	
1.0	1.0.u	Multi-Tiered Systems of Support - The development of a comprehensive MTSS framework to improve academic, social-emotional, and behavioral outcomes for all students, with a focus on English Learners, Homeless Youth, and Students with Disabilities (CA Dashboard).	Yes	LEA-wide	English Learners Foster Youth Low Income	All Schools	\$12,500.00	
1.1	1.1.a	K-2 Early Literacy - Provide professional development and curriculum to improve literacy-related academic outcomes to all students, focusing on English Learners, Homeless Youth, Students with Disabilities, Hispanic, and Socioeconomically Disadvantaged (Differentiated Assistance and CA Dashboard - Academics).	Yes	LEA-wide	English Learners Foster Youth Low Income	K-2	\$18,660.00	
1.1	1.1.b	Reading Intervention Teachers - Provide	Yes	Schoolwide	English Learners Foster Youth	All Schools TK-5	\$1,204,924.64	

Goal	Action #	Action Title	Contributing to Increased or Improved Services?	Scope	Unduplicated Student Group(s)	Location	Planned Expenditures for Contributing Actions (LCFF Funds)	Planned Percentage of Improved Services (%)
		differentiated Targeted/Tier II and Intensive/Tier III reading instruction to elementary students who have not succeeded through Universal/Tier I and Targeted/Tier II classroom-based instruction, focusing on English Learners, Foster Youth, and Socioeconomically Disadvantaged (Differentiated Assistance and CA School Dashboard - Academics).			Low Income			
1.1	1.1.c	Bilingual Paraprofessionals - Under the supervision of the classroom teacher, provide bilingual, differentiated Targeted/Tier II and Intensive/Tier III reading or math instruction to elementary students who have not succeeded through Universal/Tier I and Targeted/Tier II classroom-based instruction, focusing on English Learners, Foster Youth, and Socioeconomically Disadvantaged (Differentiated Assistance and CA School Dashboard - Academics).	Yes	Schoolwide	English Learners Foster Youth Low Income	Specific Schools: San Martin/Gwinn	\$148,951.30	
1.1	1.1.d	MTSS Paraprofessionals - Under the supervision of the Reading Intervention Teacher, provide differentiated Targeted/Tier II and Intensive/Tier III reading or math instruction	Yes	Schoolwide	English Learners Foster Youth Low Income	All Schools K-5	\$362,655.90	

Goal	Action #	Action Title	Contributing to Increased or Improved Services?	Scope	Unduplicated Student Group(s)	Location	Planned Expenditures for Contributing Actions (LCFF Funds)	Planned Percentage of Improved Services (%)
		to elementary students who have not succeeded through Universal/Tier I and Targeted/Tier II classroom-based instruction, focusing on English Learners, Foster Youth, and Socioeconomically Disadvantaged (Differentiated Assistance and CA School Dashboard - Academics).						
1.1	1.1.e	Reading Intervention Programming - Provide specialized professional development and instructional materials to the reading intervention staff to address the needs of students receiving Targeted/Tier II and Intensive/Tier III instruction (Differentiated Assistance and CA School Dashboard - Academics).	Yes	Schoolwide	English Learners Foster Youth Low Income	K-5	\$1,575.00	
1.1	1.1.f	Reading Incentive Program - Provide a voluntary reading incentive program to engage students in developing life-long literacy skills and close the opportunity gap through school libraries (CA School Dashboard - Academics).	Yes	LEA-wide	English Learners Foster Youth Low Income	All Schools K-5	\$1,000.00	
1.1	1.1.g	TK-5 Mathematics - Provide professional development in collaboration with outside organizations to enhance instruction leading to the development of foundational math skills and	Yes	LEA-wide	English Learners Foster Youth Low Income	TK-5	\$35,772.09	

Goal	Action #	Action Title	Contributing to Increased or Improved Services?	Scope	Unduplicated Student Group(s)	Location	Planned Expenditures for Contributing Actions (LCFF Funds)	Planned Percentage of Improved Services (%)
		improving student outcomes, focusing on English Learners, Socioeconomically Disadvantaged, and Students with Disabilities (Differentiated Assistance and CA School Dashboard - Academics).						
1.1	1.1.h	Professional Development and Materials for Elementary Specials - Engage elementary students with content specialized instructors for PE and VAPA as well as providing classroom teachers with time to collaborate on student data and develop responsive instructional plans (CA School Dashboard - Academics, Chronic Absenteeism)	Yes	LEA-wide	English Learners Foster Youth Low Income	TK-5	\$10,000.00	
1.1	1.1.m	Reading Difficulties Screener - Select and implement a reading difficulties screener from the list identified by the State Board of Education's Reading Difficulties Risk Screener Selection Panel for students in kindergarten, first, and second grade to assess students for risk of reading difficulties, including possible neurological disorders such as dyslexia. (Education Code Section 53008)	Yes	LEA-wide	English Learners Foster Youth Low Income	All Schools K-2	\$18,660.00	

Goal	Action #	Action Title	Contributing to Increased or Improved Services?	Scope	Unduplicated Student Group(s)	Location	Planned Expenditures for Contributing Actions (LCFF Funds)	Planned Percentage of Improved Services (%)
1.1	1.1.n	Elementary Literacy TOSA - Provide targeted professional development and support to teachers on the instruction of foundational literacy skills to improve the outcomes of all students, focusing on English Learners, Socioeconomically Disadvantaged, Foster Youth, Homeless Youth, and Students with Disabilities. (CA School Dashboard)	Yes	LEA-wide	English Learners Foster Youth Low Income	TK-5	\$166,262.79	
1.1	1.1.o	College and Career Media Technicians - Provide all students with equitable access to school library materials and support with utilizing the library tools to locate specific materials to increase literacy outcomes, focusing on English Learners, Foster Youth, and Socioeconomically Disadvantaged (CA School Dashboard - Academics)	Yes	Schoolwide	English Learners Foster Youth Low Income	TK-8	\$313,853.49	
1.2	1.2.a	Math TOSA - Provide targeted professional development and support to teachers on the instruction of middle school math skills to improve the outcomes of all students, focusing on English Learners, Socioeconomically Disadvantaged, Foster Youth, Homeless Youth, and Students with	Yes	LEA-wide	English Learners Foster Youth Low Income	All Schools	\$153,675.55	

Goal	Action #	Action Title	Contributing to Increased or Improved Services?	Scope	Unduplicated Student Group(s)	Location	Planned Expenditures for Contributing Actions (LCFF Funds)	Planned Percentage of Improved Services (%)
		Disabilities. (CA School Dashboard - Academics)						
1.2	1.2.b	AVID - Provide middle school students with skills and support through an elective class, tutoring, and schoolwide strategies to prepare for college and career success. (Differentiated Assistance and CA School Dashboard - Academics)	Yes	Schoolwide	English Learners Foster Youth Low Income	Specific Schools: Britton, Martin Murphy	\$33,000.00	
1.2	1.2.c	Cal-SOAP Support - Provide middle school students access to a program designed to increase the accessibility of postsecondary education for socioeconomically disadvantaged and underrepresented students. The program provides academic tutoring, college and career counseling/coaching, and various outreach activities to help students find success in middle school and create a path to college. (CA School Dashboard - College Career Readiness, Graduation Rate)	Yes	LEA-wide	English Learners Foster Youth Low Income	Specific Schools: Martin Murphy, SMG	\$10,000.00	
1.2	1.2.d	College and Career Readiness - Provide activities help middle school students get ready for high school, college, and future jobs through visiting colleges, exploring different careers, getting help with	Yes	Schoolwide	English Learners Foster Youth Low Income	Specific Schools: Britton, Murphy, SMG and Jackson 6-8	\$20,000.00	

Goal	Action #	Action Title	Contributing to Increased or Improved Services?	Scope	Unduplicated Student Group(s)	Location	Planned Expenditures for Contributing Actions (LCFF Funds)	Planned Percentage of Improved Services (%)
		schoolwork, learning how to manage time, and preparing for important tests. (Differentiated Assistance - Academics)						
1.2	1.2.g	Middle School Counselors-Provide a proactive program that engages students and includes leadership, advocacy, and collaboration with school staff, and community/family members in the delivery of programs and activities to help students achieve success, focusing on English Learners, Socioeconomically Disadvantaged, Foster Youth, Homeless Youth, and Students with Disabilities. (Differentiated Assistance and CA Dashboard - Academics, Chronic Absenteeism, Suspension)	Yes	Schoolwide	English Learners Foster Youth Low Income	Specific Schools: Britton and Murphy 6-8	\$537,064.90	
1.3	1.3.a	Career and Technical Education (CTE) Professional Development and Stipends - Provide professional development and extra hours for CTE staff to support the CTE program	Yes	Schoolwide	English Learners Foster Youth Low Income	9-12	\$10,000.00	
1.3	1.3.b	AP Capstone - Allow students to explore academic topics in depth, conduct research, collaborate with peers, and develop critical thinking and	Yes	Schoolwide	English Learners Foster Youth Low Income	Specific Schools: Live Oak, Sobrato	\$12,000.00	

Goal	Action #	Action Title	Contributing to Increased or Improved Services?	Scope	Unduplicated Student Group(s)	Location	Planned Expenditures for Contributing Actions (LCFF Funds)	Planned Percentage of Improved Services (%)
		communication skills. (CA Dashboard - Academics)						
1.3	1.3.c	Equal Opportunity Schools (EOS) - Provide students access to Equal Opportunity Schools to ensure that all students, regardless of race or socioeconomic status, have equitable access to rigorous academic programs through data analysis, outreach, and support, EOS aims to close opportunity gaps and increase the representation of underrepresented students in challenging coursework. (CA School Dashboard - Academics)	Yes	LEA-wide	English Learners Foster Youth Low Income	All Schools 9-12	\$30,000.00	
1.3	1.3.d	Freshman on Track - Provide ninth-grade students support to stay on track academically and socially during their first year of high school. The program includes tracking students' progress in terms of attendance, course performance, and behavior and providing targeted interventions and support to students who may be at risk of falling behind or disengaging from school. (Differentiated Assistance and CA School Dashboard - Academics)	Yes	Schoolwide	English Learners Foster Youth Low Income	Specific Schools: Live Oak, Sobrato 9	\$26,575.00	
1.3	1.3.f	AVID - Provide students with preparation for college and career success by teaching skills such as	Yes	LEA-wide	English Learners Foster Youth Low Income	Specific Schools: Live Oak, Sobrato 9-12	\$37,000.00	

Goal	Action #	Action Title	Contributing to Increased or Improved Services?	Scope	Unduplicated Student Group(s)	Location	Planned Expenditures for Contributing Actions (LCFF Funds)	Planned Percentage of Improved Services (%)
		critical thinking, organization, and study strategies by offering them support through an elective class, tutoring, and mentorship, while also promoting a schoolwide culture of high expectations and college readiness. (Differentiated Assistance and CA School Dashboard - Academics)						
1.3	1.3.g	Credit Recovery - Provide students who have failed or missed courses the opportunity to retake and earn credits needed for graduation including, but not limited to, online courses, summer school, after-school programs, and individualized learning plans to help students stay on track for graduation. (Differentiated Assistance and CA School Dashboard - Academics, College and Career Readiness, Graduation Rates)	Yes	Schoolwide	English Learners Foster Youth Low Income	9-12	\$5,000.00	
1.3	1.3.h	CaISOAP - Provide high school students access to a state initiative designed to increase the accessibility of postsecondary education for socioeconomically disadvantaged and underrepresented students. The program provides academic tutoring, college and financial aid advising, and various outreach	Yes	LEA-wide	English Learners Foster Youth Low Income	Specific Schools: Live Oak, Sobrato High School and Central High 9-12	\$87,000.00	

Goal	Action #	Action Title	Contributing to Increased or Improved Services?	Scope	Unduplicated Student Group(s)	Location	Planned Expenditures for Contributing Actions (LCFF Funds)	Planned Percentage of Improved Services (%)
		activities to help students navigate the path to college. (CA School Dashboard - College Career Readiness, Graduation Rate)						
1.3	1.3.i	Professional Development for Academic Counselors - Keeping Academic Counselors updated on educational trends, enhancing their ability to support students academically and emotionally, and ensuring compliance with legal and ethical standards ultimately leading to better student outcomes by improving the quality and effectiveness of counseling services. (Differentiated Assistance and CA School Dashboard - Academics, Career and College Readiness, Graduation Rate)	Yes	Schoolwide	English Learners Foster Youth Low Income	9-12	\$5,000.00	
1.3	1.3.j	Post Secondary Tracking - Monitor students' educational and career outcomes after high school, helping schools evaluate the effectiveness of programs, inform policy decisions, and provide ongoing support to alumni. (CA School Dashboard - College and Career Readiness, Graduation Rate)	Yes	Schoolwide	English Learners Foster Youth Low Income	Specific Schools: Live Oak, Sobrato, and Central High 9-12	\$5,000.00	
1.3	1.3.n	State Seal of Biliteracy - Provide access to an award	Yes	LEA-wide	English Learners Foster Youth	9-12	\$5,000.00	

Goal	Action #	Action Title	Contributing to Increased or Improved Services?	Scope	Unduplicated Student Group(s)	Location	Planned Expenditures for Contributing Actions (LCFF Funds)	Planned Percentage of Improved Services (%)
		given by the state to graduating high school students who have demonstrated proficiency in English and at least one other language. (CA Dashboard - Academics, Career and College Readiness)			Low Income			
1.3	1.3.o	State Seal of Civic Engagement - Provide access to an honor awarded to high school students who have demonstrated a commitment to active citizenship and community involvement. This recognition highlights students' dedication to civic responsibility, leadership, and service, encouraging them to become engaged members of their communities and contributing positively to society. (CA Dashboard - Academics, Career and College Readiness)	Yes	LEA-wide	English Learners Foster Youth Low Income	9-12	\$9,330.00	
1.3	1.3.p	College Visits - Provide an opportunity for students to explore a college or university campus to help students make informed decisions about where to pursue their higher education and provide valuable insights into campus life, academic programs, and student support services. (CA	Yes	LEA-wide	English Learners Foster Youth Low Income	12	\$3,000.00	

Goal	Action #	Action Title	Contributing to Increased or Improved Services?	Scope	Unduplicated Student Group(s)	Location	Planned Expenditures for Contributing Actions (LCFF Funds)	Planned Percentage of Improved Services (%)
		School Dashboard - College and Career Readiness, Graduation Rate)						
1.4	1.4.a	English Language Development Teacher on Special Assignment (Differentiated Assistance and CA School Dashboard - Academics).	Yes	LEA-wide	English Learners	All Schools	\$147,081.83	
1.4	1.4.b	ELPAC Test Administrators	Yes	LEA-wide	English Learners	Specific Schools: San Martin Gwinn K-8, Live Oak High School, P.A. Walsh, Britton Middle School	\$20,000.00	
1.4	1.4.c	EL Facilitators (Differentiated Assistance and CA School Dashboard - Academics).	Yes	LEA-wide	English Learners	All Schools	\$42,933.00	
1.4	1.4.d	Professional Development-English Language Development. (Differentiated Assistance and CA School Dashboard - Academics).	Yes	LEA-wide	English Learners	All Schools	\$49,340.00	
1.4	1.4.e	Multilingual Achievement Ceremony	Yes	LEA-wide	English Learners	All Schools	\$1,000.00	
1.4	1.4.f	Constructing Meaning Implementation- (Differentiated Assistance and CA School Dashboard - Academics).	Yes	Schoolwide	English Learners	Specific Schools: Britton Middle School, Martin Murphy Middle School, Ann Sobrato High School, Live Oak High School	\$11,000.00	
1.4	1.4.g	ELPAC Testing	Yes	LEA-wide	English Learners	All Schools	\$15,930.00	

Goal	Action #	Action Title	Contributing to Increased or Improved Services?	Scope	Unduplicated Student Group(s)	Location	Planned Expenditures for Contributing Actions (LCFF Funds)	Planned Percentage of Improved Services (%)
1.4	1.4.h	Professional Development to implement ELD Curriculum- (Differentiated Assistance and CA School Dashboard - Academics).	Yes	LEA-wide	English Learners	All Schools 6-12	\$38,260.00	
1.4	1.4.i	English Learner Monitoring Platform- (Differentiated Assistance and CA School Dashboard - Academics).	Yes	LEA-wide	English Learners	All Schools	\$7,506.00	
1.4	1.4.k	LTEL Secondary Designated ELD- Development of secondary Long-Term English Learner Designated-ELD courses and adoption of supplementary materials for adopted courses. (Differentiated Assistance and CA School Dashboard - Academics).	Yes	Schoolwide	English Learners	Specific Schools: Britton, Murphy, Jackson, San Martin/Gwinn, Live Oak, Sobrato 6-12	\$150,000.00	
1.5	1.5.a	Inclusion PD and Coaching - Provide educators with training and ongoing support to effectively implement inclusive practices in the classroom, ensuring that all students, including those with diverse learning needs, are fully supported and included in the learning environment. (Differentiated Assistance and CA School Dashboard - Academics; Special Education Study)	Yes	Schoolwide	English Learners Foster Youth Low Income	Specific Schools: Nordstrom, Live Oak, Sobrato	\$82,700.00	
1.5	1.5.b	Committee to create and implement a District-wide Inclusion Framework - Develop a comprehensive plan implemented across the school district to	Yes	LEA-wide	English Learners Foster Youth Low Income	All Schools	\$6,000.00	

Goal	Action #	Action Title	Contributing to Increased or Improved Services?	Scope	Unduplicated Student Group(s)	Location	Planned Expenditures for Contributing Actions (LCFF Funds)	Planned Percentage of Improved Services (%)
		promote inclusive practices and support the diverse needs of all students including strategies for curriculum design, instructional practices, assessment methods, professional development, parent and community involvement to ensure that every student, regardless of background or ability, has access to a high-quality education. (CA School Dashboard - Academics, Special Education Study)						
1.5	1.5.c	Behavior De-escalation Training - Provide training to equip educators and school staff with strategies and techniques to effectively manage and defuse challenging behaviors in students to create a safe and supportive learning environment for all students. (CA School Dashboard - Suspension Rate)	Yes	LEA-wide	English Learners Foster Youth Low Income	All Schools	\$33,554.00	
1.5	1.5.d	Classified Inclusion Staff - Provide specialized staff to ensure that students with disabilities receive appropriate accommodations and support to participate fully in the general education curriculum (CA School Dashboard - Academics, Special Education Study)	Yes	Schoolwide	English Learners Foster Youth Low Income	Specific Schools: Britton	\$66,000.00	

Goal	Action #	Action Title	Contributing to Increased or Improved Services?	Scope	Unduplicated Student Group(s)	Location	Planned Expenditures for Contributing Actions (LCFF Funds)	Planned Percentage of Improved Services (%)
1.5	1.5.f	Paraprofessional Professional Development - Provide training and educational opportunities for paraprofessionals to enhance their skills, knowledge, and effectiveness in supporting student learning and classroom instruction. (CA Dashboard - Academics, Suspension)	Yes	LEA-wide	English Learners Foster Youth Low Income	All Schools	\$24,470.00	
2.0	2.0.a	School Site Bilingual Community Liaisons - Provide staff members who serve as a bridge between the school and non-English-speaking families, facilitating effective communication and engagement to increase student outcomes, focusing on English Learners, Foster Youth, and Socioeconomically Disadvantaged. (CA School Dashboard - Academics, Chronic Absenteeism, Suspension, Graduation Rate)	Yes	LEA-wide	English Learners Foster Youth Low Income	All Schools	\$389,556.31	
2.0	2.0.b	Community Liaison Professional Development - Provide training programs designed to enhance the skills and effectiveness of community liaisons in schools, including communication skills, cultural competency, conflict resolution, and strategies for engaging	Yes	LEA-wide	English Learners Foster Youth Low Income	All Schools	\$7,500.00	

Goal	Action #	Action Title	Contributing to Increased or Improved Services?	Scope	Unduplicated Student Group(s)	Location	Planned Expenditures for Contributing Actions (LCFF Funds)	Planned Percentage of Improved Services (%)
		families and the community to improve outcomes for all students, focusing on English Learners, Foster Youth, and Socioeconomically Disadvantaged. (CA School Dashboard - Academics, Chronic Absenteeism, Suspension, Graduation Rate)						
2.0	2.0.c	Family and Community Engagement Center - Provide a dedicated space that fosters collaboration between the district, families, and the broader community through workshops, resources, and activities that promote active family involvement in education to improve student outcomes, focusing on English Learners, Foster Youth, and Socioeconomically Disadvantaged. (CA School Dashboard - Academics, Chronic Absenteeism, Suspension, Graduation Rate)	Yes	LEA-wide	English Learners Foster Youth Low Income	All Schools	\$30,000.00	
2.0	2.0.d	Family and Community Engagement Center Lead - Provide a staff member to manage and coordinate the activities and services of the Family and Community Engagement Center, including organizing workshops and events, providing resources and	Yes	LEA-wide	English Learners Foster Youth Low Income	All Schools	\$85,287.55	

Goal	Action #	Action Title	Contributing to Increased or Improved Services?	Scope	Unduplicated Student Group(s)	Location	Planned Expenditures for Contributing Actions (LCFF Funds)	Planned Percentage of Improved Services (%)
		support to families, facilitating communication between the school and the community, and fostering strong partnerships to enhance student success and create an inclusive school environment to improve outcomes for all students, focusing on English Learners, Foster Youth, and Socioeconomically Disadvantaged. (CA School Dashboard - Academics, Chronic Absenteeism, Suspension, Graduation Rate)						
2.0	2.0.e	Communication and Translation Services - Ensure that non-English-speaking families have equal access to important information and can fully participate in their child's education by translating documents and providing interpretation services to overcome language barriers, foster inclusivity and stronger school-family partnerships to improve outcomes for all students, focusing on English Learners, Foster Youth, and Socioeconomically Disadvantaged. (CA School Dashboard - Academics, Chronic Absenteeism, Suspension, Graduation Rate)	Yes	LEA-wide	English Learners Foster Youth Low Income	All Schools	\$20,700.00	

Goal	Action #	Action Title	Contributing to Increased or Improved Services?	Scope	Unduplicated Student Group(s)	Location	Planned Expenditures for Contributing Actions (LCFF Funds)	Planned Percentage of Improved Services (%)
2.0	2.0.f	Parent/Guardian Education - Provide parents and guardians with the knowledge and skills to support their children's academic and social-emotional development, including workshops, informational sessions, and resources on topics such as effective parenting strategies, navigating the school system, helping with homework, and fostering positive behavior and communication at home to improve outcomes for all students, focusing on English Learners, Foster Youth, and Socioeconomically Disadvantaged. (CA School Dashboard - Academics, Chronic Absenteeism, Suspension, Graduation Rate)	Yes	LEA-wide	English Learners Foster Youth Low Income	All Schools	\$44,500.00	
2.0	2.0.g	Family and Community Engagement Plan Implementation - Put into action strategies and initiatives outlined in the plan to foster collaboration between the District, families, and the broader community; this includes executing activities such as workshops, events, and outreach efforts designed to promote family involvement, strengthen partnerships, and enhance student	Yes	LEA-wide	English Learners Foster Youth Low Income	All Schools	\$4,000.00	

Goal	Action #	Action Title	Contributing to Increased or Improved Services?	Scope	Unduplicated Student Group(s)	Location	Planned Expenditures for Contributing Actions (LCFF Funds)	Planned Percentage of Improved Services (%)
		success to improve outcomes for all students, focusing on English Learners, Foster Youth, and Socioeconomically Disadvantaged. (CA School Dashboard - Academics, Chronic Absenteeism, Suspension, Graduation Rate)						
3.0	3.0.a	District Climate and Culture Surveys - Provide tools to gauge the overall perceptions, attitudes, and experiences of students, parents, teachers, and staff regarding the school environment, including safety, inclusivity, respect, communication, and support systems, and aim to identify areas of strength and areas for improvement within the district's climate and culture to improve outcomes for all students with a focus on English Learners, Foster Youth, and Socioeconomically Disadvantaged. (Differentiated Assistance and CA Dashboard - Academics, Chronic Absenteeism, Suspension, Graduation Rate)	Yes	LEA-wide	English Learners Foster Youth Low Income	All Schools	\$76,425.00	
3.0	3.0.b	School Culture and Climate Supports and Training - Provide training and resources aimed at fostering a positive and inclusive school	Yes	LEA-wide	English Learners Foster Youth Low Income	All Schools	\$64,000.00	

Goal	Action #	Action Title	Contributing to Increased or Improved Services?	Scope	Unduplicated Student Group(s)	Location	Planned Expenditures for Contributing Actions (LCFF Funds)	Planned Percentage of Improved Services (%)
		environment, including professional development, behavioral supports, community-building activities, cultural competency training, and wellness initiatives to promote academic success, social-emotional development, and well-being to improve outcomes for all students with a focus on English Learners, Foster Youth, and Socioeconomically Disadvantaged. (Differentiated Assistance and CA Dashboard - Academics, Chronic Absenteeism, Suspension, Graduation Rate)						
3.0	3.0.c	Collaborative Partnerships for Comprehensive Social-Emotional Support - Build alliances between schools, community organizations, and mental health agencies to provide holistic support for students' social and emotional well-being to offer a range of services and resources, including counseling, mentoring, family support, and community-based programs, to address the diverse needs of students and improve outcomes for all students, focusing on English Learners, Foster Youth, and	Yes	Schoolwide	English Learners Foster Youth Low Income	Specific Schools: Britton, Sobrato, SMG, Live Oak	\$38,000.00	

Goal	Action #	Action Title	Contributing to Increased or Improved Services?	Scope	Unduplicated Student Group(s)	Location	Planned Expenditures for Contributing Actions (LCFF Funds)	Planned Percentage of Improved Services (%)
		Socioeconomically Disadvantaged. (Differentiated Assistance and CA Dashboard - Academics, Chronic Absenteeism, Suspension, Graduation Rate)						
3.0	3.0.d	Student Health and Wellness Curriculum - Provide a structured program designed to promote the physical, mental, and emotional well-being of students to provide students with the knowledge, skills, and resources they need to make informed decisions and adopt healthy behaviors to improve outcomes for all students with a focus on English Learners, Foster Youth, and Socioeconomically Disadvantaged. (Differentiated Assistance and CA Dashboard - Academics, Chronic Absenteeism, Suspension, Graduation Rate)	Yes	LEA-wide	English Learners Foster Youth Low Income	All Schools	\$11,550.00	
3.0	3.0.e	Foster and Homeless Support - Provide assistance and resources to students who are in foster care or experiencing homelessness to ensure they have access to a stable and supportive learning environment to improve outcomes for Foster Youth.	Yes	Limited to Unduplicated Student Group(s)	Foster Youth Low Income	All Schools	\$18,600.00	

Goal	Action #	Action Title	Contributing to Increased or Improved Services?	Scope	Unduplicated Student Group(s)	Location	Planned Expenditures for Contributing Actions (LCFF Funds)	Planned Percentage of Improved Services (%)
		(Differentiated Assistance and CA Dashboard - Academics, Chronic Absenteeism, Suspension, Graduation Rate)						
3.0	3.0.f	Documentation Services - Provide management and maintenance of student records, administrative paperwork, and other official documents to ensure compliance with legal and regulatory requirements, facilitate communication between stakeholders, and support decision-making processes within educational institutions to improve outcomes for all students with a focus on English Learners, Foster Youth, and Socioeconomically Disadvantaged. (Differentiated Assistance and CA Dashboard - Academics, Chronic Absenteeism, Suspension, Graduation Rate)	Yes	LEA-wide	English Learners Foster Youth Low Income	All Schools	\$46,192.50	
3.0	3.0.h	School Safety and Resource Officer to improve outcomes for all students with a focus on English Learners, Foster Youth, and Socioeconomically Disadvantaged. (Differentiated Assistance and CA Dashboard - Academics, Chronic	Yes	LEA-wide	English Learners Foster Youth Low Income	All Schools	\$15,800.00	

Goal	Action #	Action Title	Contributing to Increased or Improved Services?	Scope	Unduplicated Student Group(s)	Location	Planned Expenditures for Contributing Actions (LCFF Funds)	Planned Percentage of Improved Services (%)
		Absenteeism, Suspension, Graduation Rate)						
3.0	3.0.j	CARE Program - Provide staff to form collaborative partnerships between families and community-based organizations that provide comprehensive support and resources to students and families to address a wide range of needs to improve student outcomes, focusing on English Learners, Foster Youth, and Socioeconomically Disadvantaged. (Differentiated Assistance and CA Dashboard - Academics, Chronic Absenteeism, Suspension, Graduation Rate)	Yes	LEA-wide	Foster Youth Low Income	All Schools	\$787,602.37	
3.0	3.0.k	Student Engagement and Attendance - Initiatives focused on promoting active participation in learning activities and ensuring regular student attendance including creating a positive and supportive school environment where students feel motivated, connected, and valued, thereby reducing absenteeism and increasing academic success for all students, focusing on English Learners, Foster Youth, and Socioeconomically	Yes	LEA-wide	English Learners Foster Youth Low Income	All Schools	\$92,000.00	

Goal	Action #	Action Title	Contributing to Increased or Improved Services?	Scope	Unduplicated Student Group(s)	Location	Planned Expenditures for Contributing Actions (LCFF Funds)	Planned Percentage of Improved Services (%)
		Disadvantaged. (Differentiated Assistance and CA Dashboard - Chronic Absenteeism)						
3.1	3.1.a	Provide Support and Professional Development for staff at Wellness Centers and Spaces - Ensure staff have the skills and knowledge to effectively meet the needs of students to support the outcomes of all students, focusing on English Learners, Foster Youth, and Socioeconomically Disadvantaged. (Differentiated Assistance and CA Dashboard - Academics, Chronic Absenteeism, Suspension, Graduation Rate)	Yes	LEA-wide	English Learners Foster Youth Low Income	All Schools	\$57,000.00	
3.1	3.1.b	Provide Licensed and Associate Mental Health Professionals to support wellness - Staff with expertise in diagnosing and treating mental health issues, offering counseling and therapy, and developing individualized support plans to ensure that students have access to timely, professional mental health care, which can improve their emotional well-being, academic performance, and overall quality of life to support the outcomes of all students, focusing on English	Yes	LEA-wide	English Learners Foster Youth Low Income	All Schools	\$22,000.00	

Goal	Action #	Action Title	Contributing to Increased or Improved Services?	Scope	Unduplicated Student Group(s)	Location	Planned Expenditures for Contributing Actions (LCFF Funds)	Planned Percentage of Improved Services (%)
		Learners, Foster Youth, and Socioeconomically Disadvantaged. (Differentiated Assistance and CA Dashboard - Academics, Chronic Absenteeism, Suspension, Graduation Rate)						
start collapse								
3.2	3.2.a							
start collapse								
3.3	3.3.a							

To Add a Row: Click “Add Row.”

To Delete a Row: Remove all content from each cell, checkbox and dropdown of a row (including spaces), press “Save Data” and refresh the page.

2023-24 Annual Update Table

Totals	Last Year's Total Planned Expenditures (Total Funds)	Total Estimated Expenditures (Total Funds)
	[AUTO-CALCULATED]	[AUTO-CALCULATED]
Totals	\$20,081,644.94	\$20,397,368.00

Last Year's Goal #	Last Year's Action #	Prior Action/Service Title	Contributed to Increased or Improved Services?	Last Year's Planned Expenditures (Total Funds)	Estimated Actual Expenditures (Input Total Funds)
This table was automatically populated from the 2023 LCAP. Existing content should not be changed, but additional actions/funding can be added.					
1	1.0.a	Professional Learning Communities and Transformational Leadership Professional Development	No	\$50,000.00	36,533
1	1.0.b	Curriculum Alignment and Professional Learning Team Planning/Development	No	\$192,710.00	150,433
1	1.0.c	Curriculum Alignment and Assessment Development Planning	No	\$76,000.00	69,319
1	1.0.d	Tier I: TOSA - English Language Development	Yes	\$141,882.65	141,883
1	1.0.e	Tier 1: TOSA - Literacy	Yes	\$175,857.73	166,437
1	1.0.f	Tier 1: TOSA - Technology	No	\$152,710.00	153,499
1	1.0.g	Tier 1: TOSA - Elementary Math	Yes	\$154,737.23	164,419
1	1.0.h	Title I TOSA Additional Student Support	No	\$300,000.00	620,265
1	1.0.i	Instructional Materials	No	\$400,000.00	1,550,196

Last Year's Goal #	Last Year's Action #	Prior Action/Service Title	Contributed to Increased or Improved Services?	Last Year's Planned Expenditures (Total Funds)	Estimated Actual Expenditures (Input Total Funds)
1	1.0.j	CTE Program	No	\$2,418,856.34	2,293,745
1	1.0.k	Visual and Performing Arts (VAPA) Program	No	\$26,000.00	8,917
1	1.0.l	Equal Opportunity Schools Partnership for Advanced Placement	Yes	\$49,140.00	54,140
1	1.0.m	English Language Development Plan	No	\$10,000.00	6,718
1	1.0.n	English Language Development Professional Learning	Yes	\$265,000.00	88,201
1	1.0.o	Academic Core Assessments	Yes	\$269,622.25	261,582
1	1.0.p	Fund School Plans (SPSA's)	Yes	\$2,132,588.17	2,076,120
1	1.0.q	Elementary Assistant Principals	No	\$1,327,815.51	1,348,813
1	1.0.r	Independent Study Program	No	\$70,000.00	144,991
1	1.0.s	Expanded Learning Opportunities Program	No	\$1,748,139.00	2,174,874
1	1.0.t	Early College and Career Exploration	No	\$20,686.00	0
1	1.0.u	Migrant Education Program Staffing	No	\$27,504.00	0
1	1.0.v	Migrant Education Program Support Staff	No	\$142,609.00	140,174
1	1.0.w	Inventory Control Program	No	\$19,416.25	19,416

Last Year's Goal #	Last Year's Action #	Prior Action/Service Title	Contributed to Increased or Improved Services?	Last Year's Planned Expenditures (Total Funds)	Estimated Actual Expenditures (Input Total Funds)
1	1.0.x	Chromebook Security	No	\$36,075.00	36,075
1	1.0.y	Data Monitoring Tools	No	\$36,796.00	36,000
1	1.0.z	Program Oversight	Yes	\$139,403.00	127,340
1	1.0.aa	Tutoring - Literacy and Math	No	\$40,000.00	14,217
1	1.0.bb	TK-12th Counselor Plan	No	\$10,000.00	0
1	1.0.cc	College, Career, and Media Technicians	Yes	\$291,565.02	271,216
1	1.0.dd	College and Career Readiness Leadership Development	No	\$124,399.68	60,346
1	1.0.ee	Elementary Physical Education Program	No	\$8,000.00	0
1	1.0.ff	ELPAC Testing Administrators	No	\$20,000.00	13,896
1	1.0.gg	Multi-Tiered Systems of Support	No	\$12,500.00	7,500
1	1.1.a	Tier I: Early Literacy	No	\$60,000.00	112,000
1	1.1.b	Tier I & II: Literacy Supplemental	Yes	\$137,000.00	0
1	1.1.c	Tier II: Reading Intervention Teachers	Yes	\$1,874,812.50	2,010,383

Last Year's Goal #	Last Year's Action #	Prior Action/Service Title	Contributed to Increased or Improved Services?	Last Year's Planned Expenditures (Total Funds)	Estimated Actual Expenditures (Input Total Funds)
1	1.1.d	Tier II: Bilingual Paraprofessionals	Yes	\$371,419.72	143,383
1	1.1.e	Tier II: Literacy Paraprofessionals	Yes	\$356,998.64	281,548
1	1.1.f	Tier II & III: Reading Programs	No	\$78,000.00	85,600
1	1.1.g	Tier II-III: Reading Accommodation	Yes	\$10,251.00	0
1	1.2.a	SVMI Membership	No	\$8,494.00	6,750
1	1.2.b	Math Supplemental Curriculum	No	\$15,680.00	,
1	1.3.a	Tier I: Middle School Transition Math TOSA	Yes	\$147,876.56	148,127
1	1.3.b	Tier I-II: Equity Staffing	Yes	\$746,803.49	674,735
1	1.3.c	Tier I: TOSA Secondary English Language Development	Yes	\$129,030.68	0
1	1.3.d	Multilingual Achievement Support	No	\$35,700.00	42,923
1	1.3.e	Naviance System	No	\$48,455.00	53,502
1	1.3.f	AVID Program	Yes	\$110,764.00	53,281
1	1.3.g	AVID Tutors	Yes	\$10,000.00	0

Last Year's Goal #	Last Year's Action #	Prior Action/Service Title	Contributed to Increased or Improved Services?	Last Year's Planned Expenditures (Total Funds)	Estimated Actual Expenditures (Input Total Funds)
1	1.3.h	Director of Secondary Education	Yes	\$158,030.68	0
1	1.4.a	Freshmen Success Coordinators	No	\$138,283.99	114,305
1	1.4.b	Freshmen Success Data Team Stipends	No	\$23,147.35	31,217
1	1.4.c	9th Grade Connection Materials and Supplies	No	\$15,000.00	15,000
1	1.4.d	Credit Recovery Program	No	\$27,600.00	31,715
1	1.4.e	Grade and Credit Recovery	No	\$20,000.00	0
1	1.4.f	CalSOAP	Yes	\$111,627.00	94,079
1	1.4.g	Academic Counselors	No	\$378,446.54	311,417
1	1.4.h	AP Capstone Diploma Program	No	\$12,000.00	12,000
2	2.0.a	Family and Community Engagement Director	Yes	\$261,994.36	262,244
2	2.0.b	Bilingual Community Liaisons	Yes	\$363,261.02	399,506
2	2.0.c	Family and Community Engagement Development	No	\$30,000.00	9,398
2	2.0.d	Family Center Support Staff	Yes	\$32,309.28	11,311

Last Year's Goal #	Last Year's Action #	Prior Action/Service Title	Contributed to Increased or Improved Services?	Last Year's Planned Expenditures (Total Funds)	Estimated Actual Expenditures (Input Total Funds)
2	2.0.e	Communication Services-Language Line	Yes	\$20,000.00	20,000
2	2.0.f	Parent/Guardian Education	Yes	\$90,000.00	83,064
2	2.0.g	Family and Community Engagement Plan Development	No	\$20,000.00	20,000
2	2.0.h	Translation Services	No	\$35,000.00	22,610
2	2.0.i	Communication: Zoom Video Conferencing	No	\$24,377.00	24,377
2	2.0.j	District English Language Advisory Council (DELAC) and Migrant Parent/Guardian Advisory Council (MPAC)	No	\$5,000.00	493
2	2.0.k	Facilitated IEP Training Parents and Admin	No	\$35,000.00	0
3	3.0.a	District and School Surveys	Yes	\$45,000.00	45,000
3	3.0.b	School Climate Survey	No	\$10,000.00	0
3	3.0.c	PBIS- School Climate and Student Engagement	Yes	\$107,428.00	19,034
3	3.0.d	Social Emotional Learning Resources and Partnerships	Yes	\$20,000.00	50,853
3	3.0.e	Project Cornerstone	Yes	\$10,500.00	11,550
3	3.0.f	Tier 1-3: Foster/Homeless Support	No	\$20,000.00	21,380

Last Year's Goal #	Last Year's Action #	Prior Action/Service Title	Contributed to Increased or Improved Services?	Last Year's Planned Expenditures (Total Funds)	Estimated Actual Expenditures (Input Total Funds)
3	3.0.g	Social Emotional Learning Curriculum	Yes	\$30,000.00	22,166
3	3.0.h	Erin's Law Curriculum-Be Seen Be Heard	Yes	\$20,000.00	24,497
3	3.0.i	DocuSign Contracts	No	\$21,082.95	24,093
3	3.0.j	TUPE Education	No	\$15,341.00	29,454
3	3.0.k	South County Youth Task Force Partnership	Yes	\$45,027.00	45,000
3	3.0.l	CARE Program Resources	Yes	\$18,600.00	14,757
3	3.0.m	CARE Staffing	Yes	\$657,381.68	776,879
3	3.0.n	Educational Alternative Placements	No	\$160,000.00	160,000
3	3.0.o	Suicide Prevention Professional Development	No	\$5,500.00	0
3	3.0.p	De-escalation and Safety Training	Yes	\$33,782.00	6,675
3	3.0.q	School Culture and Climate Training	No	\$14,000.00	0
3	3.0.r	Professional Learning: Pyramid Training Preschool-K	No	\$80,000.00	87,398
3	3.0.s	School Avoidance Program	No	\$4,485.00	0

Last Year's Goal #	Last Year's Action #	Prior Action/Service Title	Contributed to Increased or Improved Services?	Last Year's Planned Expenditures (Total Funds)	Estimated Actual Expenditures (Input Total Funds)
3	3.1.a	Wellness Centers & Spaces	No	\$41,000.00	38,499
3	3.1.b	District Coordinator, Academics & Wellness	Yes	\$213,976.14	214,413
3	3.1.c	District Licensed Clinical Social Workers	No	\$548,066.63	674,079
3	3.1.d	Wellness Center Software	No	\$2,629.00	2,629
3	3.1.e	School Linked Services	No	\$159,674.00	159,674
3	3.1.f	School Resource Officer	No	\$163,935.00	140,400
4	4.0.a	Tier II: Inclusion TOSA	Yes	\$160,519.00	47,613
4	4.0.b	Administrator Inclusion PD	Yes	\$1,000.00	1,000
4	4.0.c	Co-Teaching and Inclusion Professional Development	Yes	\$5,000.00	18,750
4	4.0.d	Preschool Inclusion Staff	No	\$186,000.00	0
4	4.0.e	Secondary Inclusion Staffing	Yes	\$437,241.90	437,242
4	4.0.f	Professional Development and Staff Coaching	Yes	\$12,100.00	12,100

2023-24 Contributing Actions Annual Update Table

6. Estimated LCFF Supplemental and/or Concentration Grants (Input Dollar Amount)	4. Total Planned Contributing Expenditures (LCFF Funds)	7. Total Estimated Expenditures for Contributing Actions (LCFF Funds)	Difference Between Planned and Estimated Expenditures for Contributing Actions (Subtract 7 from 4)	5. Total Planned Percentage of Improved Services (%)	8. Total Estimated Percentage of Improved Services (%)	Difference Between Planned and Estimated Percentage of Improved Services (Subtract 5 from 8)
7,684,459	\$8,737,940.23	\$7,549,528.00	\$1,188,412.23	0.000%	0.000%	0.000%

Last Year's Goal #	Last Year's Action #	Prior Action/Service Title	Contributing to Increased or Improved Services?	Last Year's Planned Expenditures for Contributing Actions (LCFF Funds)	Estimated Actual Expenditures for Contributing Actions (Input LCFF Funds)	Planned Percentage of Improved Services	Estimated Actual Percentage of Improved Services (Input Percentage)
--------------------	----------------------	----------------------------	---	--	---	---	---

This section is included to assist with development of Annual Update Action Tables but is not required, and should not be printed, as part of the LCAP Annual Update.

This table was automatically populated from the 2022 LCAP. Existing content should not be changed, but additional actions/funding can be added.

1	1.0.d	Tier I: TOSA - English Language Development	Yes	\$141,882.65	141,883		
1	1.0.e	Tier 1: TOSA - Literacy	Yes	\$175,857.73	166,437		
1	1.0.g	Tier 1: TOSA - Elementary Math	Yes	\$154,737.23	164,419		
1	1.0.i	Equal Opportunity Schools Partnership for Advanced Placement	Yes	\$49,140.00	54,140		
1	1.0.n	English Language Development Professional Learning	Yes	\$145,000.00	44,201		
1	1.0.o	Academic Core Assessments	Yes	\$172,161.00	172,161		
1	1.0.p	Fund School Plans (SPSA's)	Yes	\$800,000.00	689,057		
1	1.0.z	Program Oversight	Yes	\$139,403.00	127,340		
1	1.0.cc	College, Career, and Media Technicians	Yes	\$291,565.02	271,216		

Last Year's Goal #	Last Year's Action #	Prior Action/Service Title	Contributing to Increased or Improved Services?	Last Year's Planned Expenditures for Contributing Actions (LCFF Funds)	Estimated Actual Expenditures for Contributing Actions (Input LCFF Funds)	Planned Percentage of Improved Services	Estimated Actual Percentage of Improved Services (Input Percentage)
1	1.1.b	Tier I & II: Literacy Supplemental	Yes	\$137,000.00	0		
1	1.1.c	Tier II: Reading Intervention Teachers	Yes	\$1,874,812.50	2,010,324		
1	1.1.d	Tier II: Bilingual Paraprofessionals	Yes	\$371,419.72	143,383		
1	1.1.e	Tier II: Literacy Paraprofessionals	Yes	\$356,998.64	281,548		
1	1.1.g	Tier II-III: Reading Accommodation	Yes	\$10,251.00	0		
1	1.3.a	Tier I: Middle School Transition Math TOSA	Yes	\$147,876.56	148,127		
1	1.3.b	Tier I-II: Equity Staffing	Yes	\$746,803.49	674,735		
1	1.3.c	Tier I: TOSA Secondary English Language Development	Yes	\$129,030.68	0		
1	1.3.f	AVID Program	Yes	\$110,764.00	53,281		
1	1.3.g	AVID Tutors	Yes	\$10,000.00	0		
1	1.3.h	Director of Secondary Education	Yes	\$158,030.68	0		
1	1.4.f	CalSOAP	Yes	\$56,627.00	39,079		
2	2.0.a	Family and Community Engagement Director	Yes	\$261,994.36	262,244		
2	2.0.b	Bilingual Community Liaisons	Yes	\$363,261.02	299,506		
2	2.0.d	Family Center Support Staff	Yes	\$32,309.28	11,311		
2	2.0.e	Communication Services-Language Line	Yes	\$10,000.00	10,000		
2	2.0.f	Parent/Guardian Education	Yes	\$90,000.00	83,064		
3	3.0.a	District and School Surveys	Yes	\$45,000.00	45,000		

Last Year's Goal #	Last Year's Action #	Prior Action/Service Title	Contributing to Increased or Improved Services?	Last Year's Planned Expenditures for Contributing Actions (LCFF Funds)	Estimated Actual Expenditures for Contributing Actions (Input LCFF Funds)	Planned Percentage of Improved Services	Estimated Actual Percentage of Improved Services (Input Percentage)
3	3.0.c	PBIS- School Climate and Student Engagement	Yes	\$107,428.00	19,034		
3	3.0.d	Social Emotional Learning Resources and Partnerships	Yes	\$20,000.00	50,853		
3	3.0.e	Project Cornerstone	Yes	\$10,500.00	11,550		
3	3.0.g	Social Emotional Learning Curriculum	Yes	\$30,000.00	22,166		
3	3.0.h	Erin's Law Curriculum-Be Seen Be Heard	Yes	\$20,000.00	24,497		
3	3.0.k	South County Youth Task Force Partnership	Yes	\$32,785.95	0		
3	3.0.l	CARE Program Resources	Yes	\$14,300.00	14,300		
3	3.0.m	CARE Staffing	Yes	\$657,381.68	776,879		
3	3.0.p	De-escalation and Safety Training	Yes	\$33,782.00	6,675		
3	3.1.b	District Coordinator, Academics & Wellness	Yes	\$213,976.14	214,413		
4	4.0.a	Tier II: Inclusion TOSA	Yes	\$160,519.00	47,613		
4	4.0.b	Administrator Inclusion PD	Yes	\$1,000.00	1,000		
4	4.0.c	Co-Teaching and Inclusion Professional Development	Yes	\$5,000.00	18,750		
4	4.0.e	Secondary Inclusion Staffing	Yes	\$437,241.90	437,242		
4	4.0.f	Professional Development and Staff Coaching	Yes	\$12,100.00	12,100		

2023-24 LCFF Carryover Table

9. Estimated Actual LCFF Base Grant (Input Dollar Amount)	6. Estimated Actual LCFF Supplemental and/or Concentration Grants	LCFF Carryover — Percentage (Percentage from Prior Year)	10. Total Percentage to Increase or Improve Services for the Current School Year (6 divided by 9 + Carryover %)	7. Total Estimated Actual Expenditures for Contributing Actions (LCFF Funds)	8. Total Estimated Actual Percentage of Improved Services (%)	11. Estimated Actual Percentage of Increased or Improved Services (7 divided by 9, plus 8)	12. LCFF Carryover — Dollar Amount (Subtract 11 from 10 and multiply by 9)	13. LCFF Carryover — Percentage (12 divided by 9)
85,821,529	7,684,459	1.12	10.074%	\$7,549,528.00	0.000%	8.797%	\$1,096,132.12	1.277%

Local Control and Accountability Plan Instructions

[Plan Summary](#)

[Engaging Educational Partners](#)

[Goals and Actions](#)

[Increased or Improved Services for Foster Youth, English Learners, and Low-Income Students](#)

For additional questions or technical assistance related to the completion of the Local Control and Accountability Plan (LCAP) template, please contact the local county office of education (COE), or the California Department of Education's (CDE's) Local Agency Systems Support Office, by phone at 916-319-0809 or by email at LCFF@cde.ca.gov.

Introduction and Instructions

The Local Control Funding Formula (LCFF) requires local educational agencies (LEAs) to engage their local educational partners in an annual planning process to evaluate their progress within eight state priority areas encompassing all statutory metrics (COEs have 10 state priorities). LEAs document the results of this planning process in the LCAP using the template adopted by the State Board of Education.

The LCAP development process serves three distinct, but related functions:

- **Comprehensive Strategic Planning:** The process of developing and annually updating the LCAP supports comprehensive strategic planning, particularly to address and reduce disparities in opportunities and outcomes between student groups indicated by the California School Dashboard (California *Education Code* [EC] Section 52064[e][1]). Strategic planning that is comprehensive connects budgetary decisions to teaching and learning performance data. LEAs should continually evaluate the hard choices they make about the use of limited resources to meet student and community needs to ensure opportunities and outcomes are improved for all students.
- **Meaningful Engagement of Educational Partners:** The LCAP development process should result in an LCAP that reflects decisions made through meaningful engagement (EC Section 52064[e][1]). Local educational partners possess valuable perspectives and insights about an LEA's programs and services. Effective strategic planning will incorporate these perspectives and insights in order to identify potential goals and actions to be included in the LCAP.
- **Accountability and Compliance:** The LCAP serves an important accountability function because the nature of some LCAP template sections require LEAs to show that they have complied with various requirements specified in the LCFF statutes and regulations, most notably:
 - Demonstrating that LEAs are increasing or improving services for foster youth, English learners, including long-term English learners, and low-income students in proportion to the amount of additional funding those students generate under LCFF (EC Section 52064[b][4-6]).
 - Establishing goals, supported by actions and related expenditures, that address the statutory priority areas and statutory metrics (EC sections 52064[b][1] and [2]).
 - **NOTE:** As specified in EC Section 62064(b)(1), the LCAP must provide a description of the annual goals, for all pupils and each subgroup of pupils identified pursuant to EC Section 52052, to be achieved for each of the state priorities. Beginning in 2023–24, EC

Section 52052 identifies long-term English learners as a separate and distinct pupil subgroup with a numerical significance at 15 students.

- Annually reviewing and updating the LCAP to reflect progress toward the goals (*EC* Section 52064[b][7]).
- Ensuring that all increases attributable to supplemental and concentration grant calculations, including concentration grant add-on funding and/or LCFF carryover, are reflected in the LCAP (*EC* sections 52064[b][6], [8], and [11]).

The LCAP template, like each LEA’s final adopted LCAP, is a document, not a process. LEAs must use the template to memorialize the outcome of their LCAP development process, which must: (a) reflect comprehensive strategic planning, particularly to address and reduce disparities in opportunities and outcomes between student groups indicated by the California School Dashboard (Dashboard), (b) through meaningful engagement with educational partners that (c) meets legal requirements, as reflected in the final adopted LCAP. The sections included within the LCAP template do not and cannot reflect the full development process, just as the LCAP template itself is not intended as a tool for engaging educational partners.

If a county superintendent of schools has jurisdiction over a single school district, the county board of education and the governing board of the school district may adopt and file for review and approval a single LCAP consistent with the requirements in *EC* sections 52060, 52062, 52066, 52068, and 52070. The LCAP must clearly articulate to which entity’s budget (school district or county superintendent of schools) all budgeted and actual expenditures are aligned.

The revised LCAP template for the 2024–25, 2025–26, and 2026–27 school years reflects statutory changes made through Senate Bill 114 (Committee on Budget and Fiscal Review), Chapter 48, Statutes of 2023.

At its most basic, the adopted LCAP should attempt to distill not just what the LEA is doing for students in transitional kindergarten through grade twelve (TK–12), but also allow educational partners to understand why, and whether those strategies are leading to improved opportunities and outcomes for students. LEAs are strongly encouraged to use language and a level of detail in their adopted LCAPs intended to be meaningful and accessible for the LEA’s diverse educational partners and the broader public.

In developing and finalizing the LCAP for adoption, LEAs are encouraged to keep the following overarching frame at the forefront of the strategic planning and educational partner engagement functions:

Given present performance across the state priorities and on indicators in the Dashboard, how is the LEA using its budgetary resources to respond to TK–12 student and community needs, and address any performance gaps, including by meeting its obligation to increase or improve services for foster youth, English learners, and low-income students?

LEAs are encouraged to focus on a set of metrics and actions which, based on research, experience, and input gathered from educational partners, the LEA believes will have the biggest impact on behalf of its TK–12 students.

These instructions address the requirements for each section of the LCAP, but may include information about effective practices when developing the LCAP and completing the LCAP document. Additionally, the beginning of each template section includes information emphasizing the purpose that section serves.

Plan Summary

Purpose

A well-developed Plan Summary section provides a meaningful context for the LCAP. This section provides information about an LEA's community as well as relevant information about student needs and performance. In order to present a meaningful context for the rest of the LCAP, the content of this section should be clearly and meaningfully related to the content included throughout each subsequent section of the LCAP.

Requirements and Instructions

General Information

A description of the LEA, its schools, and its students in grades transitional kindergarten–12, as applicable to the LEA.

Briefly describe the LEA, its schools, and its students in grades TK–12, as applicable to the LEA.

- For example, information about an LEA in terms of geography, enrollment, employment, the number and size of specific schools, recent community challenges, and other such information the LEA may wish to include can enable a reader to more fully understand the LEA's LCAP.
- As part of this response, identify all schools within the LEA receiving Equity Multiplier funding.

Reflections: Annual Performance

A reflection on annual performance based on a review of the California School Dashboard (Dashboard) and local data.

Reflect on the LEA's annual performance on the Dashboard and local data. This may include both successes and challenges identified by the LEA during the development process.

LEAs are encouraged to highlight how they are addressing the identified needs of student groups, and/or schools within the LCAP as part of this response.

As part of this response, the LEA must identify the following, which will remain unchanged during the three-year LCAP cycle:

- Any school within the LEA that received the lowest performance level on one or more state indicators on the 2023 Dashboard;
- Any student group within the LEA that received the lowest performance level on one or more state indicators on the 2023 Dashboard; and/or
- Any student group within a school within the LEA that received the lowest performance level on one or more state indicators on the 2023 Dashboard.

Reflections: Technical Assistance

As applicable, a summary of the work underway as part of technical assistance.

Annually identify the reason(s) the LEA is eligible for or has requested technical assistance consistent with *EC* sections 47607.3, 52071, 52071.5, 52072, or 52072.5, and provide a summary of the work underway as part of receiving technical assistance. The most common form of this technical assistance is frequently referred to as Differentiated Assistance, however this also includes LEAs that have requested technical assistance from their COE.

- If the LEA is not eligible for or receiving technical assistance, the LEA may respond to this prompt as “Not Applicable.”

Comprehensive Support and Improvement

An LEA with a school or schools identified for comprehensive support and improvement (CSI) under the Every Student Succeeds Act must respond to the following prompts:

Schools Identified

A list of the schools in the LEA that are eligible for comprehensive support and improvement.

- Identify the schools within the LEA that have been identified for CSI.

Support for Identified Schools

A description of how the LEA has or will support its eligible schools in developing comprehensive support and improvement plans.

- Describe how the LEA has or will support the identified schools in developing CSI plans that included a school-level needs assessment, evidence-based interventions, and the identification of any resource inequities to be addressed through the implementation of the CSI plan.

Monitoring and Evaluating Effectiveness

A description of how the LEA will monitor and evaluate the plan to support student and school improvement.

- Describe how the LEA will monitor and evaluate the implementation and effectiveness of the CSI plan to support student and school improvement.

Engaging Educational Partners

Purpose

Significant and purposeful engagement of parents, students, educators, and other educational partners, including those representing the student groups identified by LCFF, is critical to the development of the LCAP and the budget process. Consistent with statute, such engagement should support comprehensive strategic planning, particularly to address and reduce disparities in opportunities and outcomes between student groups indicated by the Dashboard, accountability, and improvement across the state priorities and locally identified priorities (*EC* Section 52064[e][1]). Engagement of educational partners is an ongoing, annual process.

This section is designed to reflect how the engagement of educational partners influenced the decisions reflected in the adopted LCAP. The goal is to allow educational partners that participated in the LCAP development process and the broader public to understand how the LEA engaged educational partners and the impact of that engagement. LEAs are encouraged to keep this goal in the forefront when completing this section.

Requirements

School districts and COEs: *EC* sections [52060\(g\) \(California Legislative Information\)](#) and [52066\(g\) \(California Legislative Information\)](#) specify the educational partners that must be consulted when developing the LCAP:

- Teachers,
- Principals,
- Administrators,
- Other school personnel,
- Local bargaining units of the LEA,
- Parents, and
- Students

A school district or COE receiving Equity Multiplier funds must also consult with educational partners at schools generating Equity Multiplier funds in the development of the LCAP, specifically, in the development of the required focus goal for each applicable school.

Before adopting the LCAP, school districts and COEs must share it with the applicable committees, as identified below under Requirements and Instructions. The superintendent is required by statute to respond in writing to the comments received from these committees. School districts and COEs must also consult with the special education local plan area administrator(s) when developing the LCAP.

Charter schools: *EC* Section [47606.5\(d\) \(California Legislative Information\)](#) requires that the following educational partners be consulted with when developing the LCAP:

- Teachers,
- Principals,
- Administrators,
- Other school personnel,
- Parents, and
- Students

A charter school receiving Equity Multiplier funds must also consult with educational partners at the school generating Equity Multiplier funds in the development of the LCAP, specifically, in the development of the required focus goal for the school.

The LCAP should also be shared with, and LEAs should request input from, schoolsite-level advisory groups, as applicable (e.g., schoolsite councils, English Learner Advisory Councils, student advisory groups, etc.), to facilitate alignment between schoolsite and district-level goals. Information and resources that support effective engagement, define student consultation, and provide the requirements for advisory group composition, can be found under Resources on the [CDE's LCAP webpage](#).

Before the governing board/body of an LEA considers the adoption of the LCAP, the LEA must meet the following legal requirements:

- For school districts, see [Education Code Section 52062 \(California Legislative Information\)](#);

- **Note:** Charter schools using the LCAP as the School Plan for Student Achievement must meet the requirements of *EC* Section 52062(a).
- For COEs, see [Education Code Section 52068 \(California Legislative Information\)](#); and
- For charter schools, see [Education Code Section 47606.5 \(California Legislative Information\)](#).
- **NOTE:** As a reminder, the superintendent of a school district or COE must respond, in writing, to comments received by the applicable committees identified in the *Education Code* sections listed above. This includes the parent advisory committee and may include the English learner parent advisory committee and, as of July 1, 2024, the student advisory committee, as applicable.

Instructions

Respond to the prompts as follows:

A summary of the process used to engage educational partners in the development of the LCAP.

School districts and county offices of education must, at a minimum, consult with teachers, principals, administrators, other school personnel, local bargaining units, parents, and students in the development of the LCAP.

Charter schools must, at a minimum, consult with teachers, principals, administrators, other school personnel, parents, and students in the development of the LCAP.

An LEA receiving Equity Multiplier funds must also consult with educational partners at schools generating Equity Multiplier funds in the development of the LCAP, specifically, in the development of the required focus goal for each applicable school.

Complete the table as follows:

Educational Partners

Identify the applicable educational partner(s) or group(s) that were engaged in the development of the LCAP.

Process for Engagement

Describe the engagement process used by the LEA to involve the identified educational partner(s) in the development of the LCAP. At a minimum, the LEA must describe how it met its obligation to consult with all statutorily required educational partners, as applicable to the type of LEA.

- A sufficient response to this prompt must include general information about the timeline of the process and meetings or other engagement strategies with educational partners. A response may also include information about an LEA's philosophical approach to engaging its educational partners.
- An LEA receiving Equity Multiplier funds must also include a summary of how it consulted with educational partners at schools generating Equity Multiplier funds in the development of the LCAP, specifically, in the development of the required focus goal for each applicable school.

A description of how the adopted LCAP was influenced by the feedback provided by educational partners.

Describe any goals, metrics, actions, or budgeted expenditures in the LCAP that were influenced by or developed in response to the educational partner feedback.

- A sufficient response to this prompt will provide educational partners and the public with clear, specific information about how the engagement process influenced the development of the LCAP. This may include a description of how the LEA prioritized requests of educational partners within the context of the budgetary resources available or otherwise prioritized areas of focus within the LCAP.
- An LEA receiving Equity Multiplier funds must include a description of how the consultation with educational partners at schools generating Equity Multiplier funds influenced the development of the adopted LCAP.
- For the purposes of this prompt, this may also include, but is not necessarily limited to:
 - Inclusion of a goal or decision to pursue a Focus Goal (as described below)
 - Inclusion of metrics other than the statutorily required metrics
 - Determination of the target outcome on one or more metrics
 - Inclusion of performance by one or more student groups in the Measuring and Reporting Results subsection
 - Inclusion of action(s) or a group of actions
 - Elimination of action(s) or group of actions
 - Changes to the level of proposed expenditures for one or more actions
 - Inclusion of action(s) as contributing to increased or improved services for unduplicated students
 - Analysis of effectiveness of the specific actions to achieve the goal
 - Analysis of material differences in expenditures
 - Analysis of changes made to a goal for the ensuing LCAP year based on the annual update process
 - Analysis of challenges or successes in the implementation of actions

Goals and Actions

Purpose

Well-developed goals will clearly communicate to educational partners what the LEA plans to accomplish, what the LEA plans to do in order to accomplish the goal, and how the LEA will know when it has accomplished the goal. A goal statement, associated metrics and expected outcomes, and the actions included in the goal must be in alignment. The explanation for why the LEA included a goal is an opportunity for LEAs to clearly communicate to educational partners and the public why, among the various strengths and areas for improvement highlighted by performance data and strategies and actions that could be pursued, the LEA decided to pursue this goal, and the related metrics, expected outcomes, actions, and expenditures.

A well-developed goal can be focused on the performance relative to a metric or metrics for all students, a specific student group(s), narrowing performance gaps, or implementing programs or strategies expected to impact outcomes. LEAs should assess the performance of their student groups when developing goals and the related actions to achieve such goals.

Requirements and Instructions

LEAs should prioritize the goals, specific actions, and related expenditures included within the LCAP within one or more state priorities. LEAs must consider performance on the state and local indicators, including their locally collected and reported data for the local indicators that are included in the Dashboard, in determining whether and how to prioritize its goals within the LCAP. As previously stated, strategic planning that is comprehensive connects budgetary decisions to teaching and learning performance data. LEAs should continually evaluate the hard choices they make about the use of limited resources to meet student and community needs to ensure opportunities and outcomes are improved for all students, and to address and reduce disparities in opportunities and outcomes between student groups indicated by the Dashboard.

In order to support prioritization of goals, the LCAP template provides LEAs with the option of developing three different kinds of goals:

- Focus Goal: A Focus Goal is relatively more concentrated in scope and may focus on a fewer number of metrics to measure improvement. A Focus Goal statement will be time bound and make clear how the goal is to be measured.
 - All Equity Multiplier goals must be developed as focus goals. For additional information, see Required Focus Goal(s) for LEAs Receiving Equity Multiplier Funding below.
- Broad Goal: A Broad Goal is relatively less concentrated in its scope and may focus on improving performance across a wide range of metrics.
- Maintenance of Progress Goal: A Maintenance of Progress Goal includes actions that may be ongoing without significant changes and allows an LEA to track performance on any metrics not addressed in the other goals of the LCAP.

Requirement to Address the LCFF State Priorities

At a minimum, the LCAP must address all LCFF priorities and associated metrics articulated in *EC* sections 52060(d) and 52066(d), as applicable to the LEA. The [LCFF State Priorities Summary](#) provides a summary of *EC* sections 52060(d) and 52066(d) to aid in the development of the LCAP.

Respond to the following prompts, as applicable:

Focus Goal(s)

Description

The description provided for a Focus Goal must be specific, measurable, and time bound.

- An LEA develops a Focus Goal to address areas of need that may require or benefit from a more specific and data intensive approach.
- The Focus Goal can explicitly reference the metric(s) by which achievement of the goal will be measured and the time frame according to which the LEA expects to achieve the goal.

Type of Goal

Identify the type of goal being implemented as a Focus Goal.

State Priorities addressed by this goal.

Identify each of the state priorities that this goal is intended to address.

An explanation of why the LEA has developed this goal.

Explain why the LEA has chosen to prioritize this goal.

- An explanation must be based on Dashboard data or other locally collected data.
- LEAs must describe how the LEA identified this goal for focused attention, including relevant consultation with educational partners.
- LEAs are encouraged to promote transparency and understanding around the decision to pursue a focus goal.

Required Focus Goal(s) for LEAs Receiving Equity Multiplier Funding

Description

LEAs receiving Equity Multiplier funding must include one or more focus goals for each school generating Equity Multiplier funding. In addition to addressing the focus goal requirements described above, LEAs must adhere to the following requirements.

Focus goals for Equity Multiplier schoolsites must address the following:

- (A) All student groups that have the lowest performance level on one or more state indicators on the Dashboard, and
- (B) Any underlying issues in the credentialing, subject matter preparation, and retention of the school’s educators, if applicable.
- Focus Goals for each and every Equity Multiplier schoolsite must identify specific metrics for each identified student group, as applicable.
- An LEA may create a single goal for multiple Equity Multiplier schoolsites if those schoolsites have the same student group(s) performing at the lowest performance level on one or more state indicators on the Dashboard or, experience similar issues in the credentialing, subject matter preparation, and retention of the school’s educators.
 - When creating a single goal for multiple Equity Multiplier schoolsites, the goal must identify the student groups and the performance levels on the Dashboard that the Focus Goal is addressing; or,
 - The common issues the schoolsites are experiencing in credentialing, subject matter preparation, and retention of the school’s educators, if applicable.

Type of Goal

Identify the type of goal being implemented as an Equity Multiplier Focus Goal.

State Priorities addressed by this goal.

Identify each of the state priorities that this goal is intended to address.

An explanation of why the LEA has developed this goal.

Explain why the LEA has chosen to prioritize this goal.

- An explanation must be based on Dashboard data or other locally collected data.
- LEAs must describe how the LEA identified this goal for focused attention, including relevant consultation with educational partners.
- LEAs are encouraged to promote transparency and understanding around the decision to pursue a focus goal.
- In addition to this information, the LEA must also identify:
 - The school or schools to which the goal applies

LEAs are encouraged to approach an Equity Multiplier goal from a wholistic standpoint, considering how the goal might maximize student outcomes through the use of LCFF and other funding in addition to Equity Multiplier funds.

- Equity Multiplier funds must be used to supplement, not supplant, funding provided to Equity Multiplier schoolsites for purposes of the LCFF, the Expanded Learning Opportunities Program (ELO-P), the Literacy Coaches and Reading Specialists (LCRS) Grant Program, and/or the California Community Schools Partnership Program (CCSPP).
- This means that Equity Multiplier funds must not be used to replace funding that an Equity Multiplier schoolsite would otherwise receive to implement LEA-wide actions identified in the LCAP or that an Equity Multiplier schoolsite would otherwise receive to implement provisions of the ELO-P, the LCRS, and/or the CCSPP.

Note: EC Section [42238.024\(b\)\(1\) \(California Legislative Information\)](#) requires that Equity Multiplier funds be used for the provision of evidence-based services and supports for students. Evidence-based services and supports are based on objective evidence that has informed the design of the service or support and/or guides the modification of those services and supports. Evidence-based supports and strategies are most commonly based on educational research and/or metrics of LEA, school, and/or student performance.

Broad Goal

Description

Describe what the LEA plans to achieve through the actions included in the goal.

- The description of a broad goal will be clearly aligned with the expected measurable outcomes included for the goal.

- The goal description organizes the actions and expected outcomes in a cohesive and consistent manner.
- A goal description is specific enough to be measurable in either quantitative or qualitative terms. A broad goal is not as specific as a focus goal. While it is specific enough to be measurable, there are many different metrics for measuring progress toward the goal.

Type of Goal

Identify the type of goal being implemented as a Broad Goal.

State Priorities addressed by this goal.

Identify each of the state priorities that this goal is intended to address.

An explanation of why the LEA has developed this goal.

Explain why the LEA developed this goal and how the actions and metrics grouped together will help achieve the goal.

Maintenance of Progress Goal

Description

Describe how the LEA intends to maintain the progress made in the LCFF State Priorities not addressed by the other goals in the LCAP.

- Use this type of goal to address the state priorities and applicable metrics not addressed within the other goals in the LCAP.
- The state priorities and metrics to be addressed in this section are those for which the LEA, in consultation with educational partners, has determined to maintain actions and monitor progress while focusing implementation efforts on the actions covered by other goals in the LCAP.

Type of Goal

Identify the type of goal being implemented as a Maintenance of Progress Goal.

State Priorities addressed by this goal.

Identify each of the state priorities that this goal is intended to address.

An explanation of why the LEA has developed this goal.

Explain how the actions will sustain the progress exemplified by the related metrics.

Measuring and Reporting Results:

For each LCAP year, identify the metric(s) that the LEA will use to track progress toward the expected outcomes.

- LEAs must identify metrics for specific student groups, as appropriate, including expected outcomes that address and reduce disparities in outcomes between student groups.
- The metrics may be quantitative or qualitative; but at minimum, an LEA’s LCAP must include goals that are measured using all of the applicable metrics for the related state priorities, in each LCAP year, as applicable to the type of LEA.
- To the extent a state priority does not specify one or more metrics (e.g., implementation of state academic content and performance standards), the LEA must identify a metric to use within the LCAP. For these state priorities, LEAs are encouraged to use metrics based on or reported through the relevant local indicator self-reflection tools within the Dashboard.
- **Required metrics for LEA-wide actions:** For each action identified as 1) contributing towards the requirement to increase or improve services for foster youth, English learners, including long-term English learners, and low-income students and 2) being provided on an LEA-wide basis, the LEA must identify one or more metrics to monitor the effectiveness of the action and its budgeted expenditures.
 - These required metrics may be identified within the action description or the first prompt in the increased or improved services section, however the description must clearly identify the metric(s) being used to monitor the effectiveness of the action and the action(s) that the metric(s) apply to.
- **Required metrics for Equity Multiplier goals:** For each Equity Multiplier goal, the LEA must identify:
 - The specific metrics for each identified student group at each specific schoolsite, as applicable, to measure the progress toward the goal, and/or
 - The specific metrics used to measure progress in meeting the goal related to credentialing, subject matter preparation, or educator retention at each specific schoolsite.

Complete the table as follows:

Metric #
<ul style="list-style-type: none"> • Enter the metric number.
Metric
<ul style="list-style-type: none"> • Identify the standard of measure being used to determine progress towards the goal and/or to measure the effectiveness of one or more actions associated with the goal.
Baseline
<ul style="list-style-type: none"> • Enter the baseline when completing the LCAP for 2024–25.

- Use the most recent data associated with the metric available at the time of adoption of the LCAP for the first year of the three-year plan. LEAs may use data as reported on the 2023 Dashboard for the baseline of a metric only if that data represents the most recent available data (e.g., high school graduation rate).
- Using the most recent data available may involve reviewing data the LEA is preparing for submission to the California Longitudinal Pupil Achievement Data System (CALPADS) or data that the LEA has recently submitted to CALPADS.
- Indicate the school year to which the baseline data applies.
- The baseline data must remain unchanged throughout the three-year LCAP.
 - This requirement is not intended to prevent LEAs from revising the baseline data if it is necessary to do so. For example, if an LEA identifies that its data collection practices for a particular metric are leading to inaccurate data and revises its practice to obtain accurate data, it would also be appropriate for the LEA to revise the baseline data to align with the more accurate data process and report its results using the accurate data.
 - If an LEA chooses to revise its baseline data, then, at a minimum, it must clearly identify the change as part of its response to the description of changes prompt in the Goal Analysis for the goal. LEAs are also strongly encouraged to involve their educational partners in the decision of whether or not to revise a baseline and to communicate the proposed change to their educational partners.
- Note for Charter Schools: Charter schools developing a one- or two-year LCAP may identify a new baseline each year, as applicable.

Year 1 Outcome

- When completing the LCAP for 2025–26, enter the most recent data available. Indicate the school year to which the data applies.
 - Note for Charter Schools: Charter schools developing a one-year LCAP may provide the Year 1 Outcome when completing the LCAP for both 2025–26 and 2026–27 or may provide the Year 1 Outcome for 2025–26 and provide the Year 2 Outcome for 2026–27.

Year 2 Outcome

- When completing the LCAP for 2026–27, enter the most recent data available. Indicate the school year to which the data applies.
 - Note for Charter Schools: Charter schools developing a one-year LCAP may identify the Year 2 Outcome as not applicable when completing the LCAP for 2026–27 or may provide the Year 2 Outcome for 2026–27.

Target for Year 3 Outcome

- When completing the first year of the LCAP, enter the target outcome for the relevant metric the LEA expects to achieve by the end of the three-year LCAP cycle.
 - Note for Charter Schools: Charter schools developing a one- or two-year LCAP may identify a Target for Year 1 or Target for Year 2, as applicable.

Current Difference from Baseline

- When completing the LCAP for 2025–26 and 2026–27, enter the current difference between the baseline and the yearly outcome, as applicable.
 - Note for Charter Schools: Charter schools developing a one- or two-year LCAP will identify the current difference between the baseline and the yearly outcome for Year 1 and/or the current difference between the baseline and the yearly outcome for Year 2, as applicable.

Timeline for school districts and COEs for completing the “**Measuring and Reporting Results**” part of the Goal.

Metric	Baseline	Year 1 Outcome	Year 2 Outcome	Target for Year 3 Outcome	Current Difference from Baseline
Enter information in this box when completing the LCAP for 2024–25 or when adding a new metric.	Enter information in this box when completing the LCAP for 2024–25 or when adding a new metric.	Enter information in this box when completing the LCAP for 2025–26 . Leave blank until then.	Enter information in this box when completing the LCAP for 2026–27 . Leave blank until then.	Enter information in this box when completing the LCAP for 2024–25 or when adding a new metric.	Enter information in this box when completing the LCAP for 2025–26 and 2026–27 . Leave blank until then.

Goal Analysis:

Enter the LCAP Year.

Using actual annual measurable outcome data, including data from the Dashboard, analyze whether the planned actions were effective towards achieving the goal. “Effective” means the degree to which the planned actions were successful in producing the target result. Respond to the prompts as instructed.

Note: When completing the 2024–25 LCAP, use the 2023–24 Local Control and Accountability Plan Annual Update template to complete the Goal Analysis and identify the Goal Analysis prompts in the 2024–25 LCAP as “Not Applicable.”

A description of overall implementation, including any substantive differences in planned actions and actual implementation of these actions, and any relevant challenges and successes experienced with implementation.

- Describe the overall implementation of the actions to achieve the articulated goal, including relevant challenges and successes experienced with implementation.
 - Include a discussion of relevant challenges and successes experienced with the implementation process.
 - This discussion must include any instance where the LEA did not implement a planned action or implemented a planned action in a manner that differs substantively from how it was described in the adopted LCAP.

An explanation of material differences between Budgeted Expenditures and Estimated Actual Expenditures and/or Planned Percentages of Improved Services and Estimated Actual Percentages of Improved Services.

- Explain material differences between Budgeted Expenditures and Estimated Actual Expenditures and between the Planned Percentages of Improved Services and Estimated Actual Percentages of Improved Services, as applicable. Minor variances in expenditures or percentages do not need to be addressed, and a dollar-for-dollar accounting is not required.

A description of the effectiveness or ineffectiveness of the specific actions to date in making progress toward the goal.

- Describe the effectiveness or ineffectiveness of the specific actions to date in making progress toward the goal. “Effectiveness” means the degree to which the actions were successful in producing the target result and “ineffectiveness” means that the actions did not produce any significant or targeted result.
 - In some cases, not all actions in a goal will be intended to improve performance on all of the metrics associated with the goal.
 - When responding to this prompt, LEAs may assess the effectiveness of a single action or group of actions within the goal in the context of performance on a single metric or group of specific metrics within the goal that are applicable to the action(s). Grouping actions with metrics will allow for more robust analysis of whether the strategy the LEA is using to impact a specified set of metrics is working and increase transparency for educational partners. LEAs are encouraged to use such an approach when goals include multiple actions and metrics that are not closely associated.
 - Beginning with the development of the 2024–25 LCAP, the LEA must change actions that have not proven effective over a three-year period.

A description of any changes made to the planned goal, metrics, target outcomes, or actions for the coming year that resulted from reflections on prior practice.

- Describe any changes made to this goal, expected outcomes, metrics, or actions to achieve this goal as a result of this analysis and analysis of the data provided in the Dashboard or other local data, as applicable.
 - As noted above, beginning with the development of the 2024–25 LCAP, the LEA must change actions that have not proven effective over a three-year period. For actions that have been identified as ineffective, the LEA must identify the ineffective action and must include a description of the following:
 - The reasons for the ineffectiveness, and
 - How changes to the action will result in a new or strengthened approach.

Actions:

Complete the table as follows. Add additional rows as necessary.

Action #

- Enter the action number.

Title

- Provide a short title for the action. This title will also appear in the action tables.

Description

- Provide a brief description of the action.
 - For actions that contribute to meeting the increased or improved services requirement, the LEA may include an explanation of how each action is principally directed towards and effective in meeting the LEA's goals for unduplicated students, as described in the instructions for the Increased or Improved Services for Foster Youth, English Learners, and Low-Income Students section.
 - As previously noted, for each action identified as 1) contributing towards the requirement to increase or improve services for foster youth, English learners, including long-term English learners, and low-income students and 2) being provided on an LEA-wide basis, the LEA must identify one or more metrics to monitor the effectiveness of the action and its budgeted expenditures.
 - These required metrics may be identified within the action description or the first prompt in the increased or improved services section; however, the description must clearly identify the metric(s) being used to monitor the effectiveness of the action and the action(s) that the metric(s) apply to.

Total Funds

- Enter the total amount of expenditures associated with this action. Budgeted expenditures from specific fund sources will be provided in the action tables.

Contributing

- Indicate whether the action contributes to meeting the increased or improved services requirement as described in the Increased or Improved Services section using a “Y” for Yes or an “N” for No.
 - **Note:** for each such contributing action, the LEA will need to provide additional information in the Increased or Improved Services section to address the requirements in *California Code of Regulations*, Title 5 [5 CCR] Section 15496 in the Increased or Improved Services section of the LCAP.

Actions for Foster Youth: School districts, COEs, and charter schools that have a numerically significant foster youth student subgroup are encouraged to include specific actions in the LCAP designed to meet needs specific to foster youth students.

Required Actions

- LEAs with 30 or more English learners and/or 15 or more long-term English learners must include specific actions in the LCAP related to, at a minimum:
 - Language acquisition programs, as defined in *EC* Section 306, provided to students, and

- Professional development for teachers.
- If an LEA has both 30 or more English learners and 15 or more long-term English learners, the LEA must include actions for both English learners and long-term English learners.
- LEAs eligible for technical assistance pursuant to *EC* sections 47607.3, 52071, 52071.5, 52072, or 52072.5, must include specific actions within the LCAP related to its implementation of the work underway as part of technical assistance. The most common form of this technical assistance is frequently referred to as Differentiated Assistance.
- LEAs that have Red Dashboard indicators for (1) a school within the LEA, (2) a student group within the LEA, and/or (3) a student group within any school within the LEA must include one or more specific actions within the LCAP:
 - The specific action(s) must be directed towards the identified student group(s) and/or school(s) and must address the identified state indicator(s) for which the student group or school received the lowest performance level on the 2023 Dashboard. Each student group and/or school that receives the lowest performance level on the 2023 Dashboard must be addressed by one or more actions.
 - These required actions will be effective for the three-year LCAP cycle.

Increased or Improved Services for Foster Youth, English Learners, and Low-Income Students

Purpose

A well-written Increased or Improved Services section provides educational partners with a comprehensive description, within a single dedicated section, of how an LEA plans to increase or improve services for its unduplicated students as defined in *EC* Section 42238.02 in grades TK–12 as compared to all students in grades TK–12, as applicable, and how LEA-wide or schoolwide actions identified for this purpose meet regulatory requirements. Descriptions provided should include sufficient detail yet be sufficiently succinct to promote a broader understanding of educational partners to facilitate their ability to provide input. An LEA’s description in this section must align with the actions included in the Goals and Actions section as contributing.

Please Note: For the purpose of meeting the Increased or Improved Services requirement and consistent with *EC* Section 42238.02, long-term English learners are included in the English learner student group.

Statutory Requirements

An LEA is required to demonstrate in its LCAP how it is increasing or improving services for its students who are foster youth, English learners, and/or low-income, collectively referred to as unduplicated students, as compared to the services provided to all students in proportion to the increase in funding it receives based on the number and concentration of unduplicated students in the LEA (*EC* Section 42238.07[a][1], *EC* Section 52064[b][8][B]; 5 *CCR* Section 15496[a]). This proportionality percentage is also known as the “minimum proportionality percentage” or “MPP.” The manner in which an LEA demonstrates it is meeting its MPP is two-fold: (1) through the expenditure of LCFF funds or through the identification of a Planned Percentage of Improved Services as documented in the Contributing Actions Table, and (2) through the explanations provided in the Increased or Improved Services for Foster Youth, English Learners, and Low-Income Students section.

To improve services means to grow services in quality and to increase services means to grow services in quantity. Services are increased or improved by those actions in the LCAP that are identified in the Goals and Actions section as contributing to the increased or improved services requirement, whether they are provided across the entire LEA (LEA-wide action), provided to an entire school (Schoolwide action), or solely provided to one or more unduplicated student group(s) (Limited action).

Therefore, for *any* action contributing to meet the increased or improved services requirement, the LEA must include an explanation of:

- How the action is increasing or improving services for the unduplicated student group(s) (Identified Needs and Action Design), and
- How the action meets the LEA's goals for its unduplicated pupils in the state and any local priority areas (Measurement of Effectiveness).

LEA-wide and Schoolwide Actions

In addition to the above required explanations, LEAs must provide a justification for why an LEA-wide or Schoolwide action is being provided to all students and how the action is intended to improve outcomes for unduplicated student group(s) as compared to all students.

- Conclusory statements that a service will help achieve an expected outcome for the goal, without an explicit connection or further explanation as to how, are not sufficient.
- Further, simply stating that an LEA has a high enrollment percentage of a specific student group or groups does not meet the increased or improved services standard because enrolling students is not the same as serving students.

For School Districts Only

Actions provided on an **LEA-wide** basis at **school districts with an unduplicated pupil percentage of less than 55 percent** must also include a description of how the actions are the most effective use of the funds to meet the district's goals for its unduplicated pupils in the state and any local priority areas. The description must provide the basis for this determination, including any alternatives considered, supporting research, experience, or educational theory.

Actions provided on a **Schoolwide** basis for **schools with less than 40 percent enrollment of unduplicated pupils** must also include a description of how these actions are the most effective use of the funds to meet the district's goals for its unduplicated pupils in the state and any local priority areas. The description must provide the basis for this determination, including any alternatives considered, supporting research, experience, or educational theory.

Requirements and Instructions

Complete the tables as follows:

Total Projected LCFF Supplemental and/or Concentration Grants

- Specify the amount of LCFF supplemental and concentration grant funds the LEA estimates it will receive in the coming year based on the number and concentration of foster youth, English learner, and low-income students. This amount includes the Additional 15 percent LCFF Concentration Grant.

Projected Additional 15 percent LCFF Concentration Grant

- Specify the amount of additional LCFF concentration grant add-on funding, as described in *EC* Section 42238.02, that the LEA estimates it will receive in the coming year.

Projected Percentage to Increase or Improve Services for the Coming School Year

- Specify the estimated percentage by which services for unduplicated pupils must be increased or improved as compared to the services provided to all students in the LCAP year as calculated pursuant to 5 *CCR* Section 15496(a)(7).

LCFF Carryover — Percentage

- Specify the LCFF Carryover — Percentage identified in the LCFF Carryover Table. If a carryover percentage is not identified in the LCFF Carryover Table, specify a percentage of zero (0.00%).

LCFF Carryover — Dollar

- Specify the LCFF Carryover — Dollar amount identified in the LCFF Carryover Table. If a carryover amount is not identified in the LCFF Carryover Table, specify an amount of zero (\$0).

Total Percentage to Increase or Improve Services for the Coming School Year

- Add the Projected Percentage to Increase or Improve Services for the Coming School Year and the Proportional LCFF Required Carryover Percentage and specify the percentage. This is the LEA's percentage by which services for unduplicated pupils must be increased or improved as compared to the services provided to all students in the LCAP year, as calculated pursuant to 5 *CCR* Section 15496(a)(7).

Required Descriptions:

LEA-wide and Schoolwide Actions

For each action being provided to an entire LEA or school, provide an explanation of (1) the unique identified need(s) of the unduplicated student group(s) for whom the action is principally directed, (2) how the action is designed to address the identified need(s) and why it is being provided on an LEA or schoolwide basis, and (3) the metric(s) used to measure the effectiveness of the action in improving outcomes for the unduplicated student group(s).

If the LEA has provided this required description in the Action Descriptions, state as such within the table.

Complete the table as follows:

Identified Need(s)

Provide an explanation of the unique identified need(s) of the LEA's unduplicated student group(s) for whom the action is principally directed.

An LEA demonstrates how an action is principally directed towards an unduplicated student group(s) when the LEA explains the need(s), condition(s), or circumstance(s) of the unduplicated student group(s) identified through a needs assessment and how the action addresses them. A meaningful needs assessment includes, at a minimum, analysis of applicable student achievement data and educational partner feedback.

How the Action(s) are Designed to Address Need(s) and Why it is Provided on an LEA-wide or Schoolwide Basis

Provide an explanation of how the action as designed will address the unique identified need(s) of the LEA’s unduplicated student group(s) for whom the action is principally directed and the rationale for why the action is being provided on an LEA-wide or schoolwide basis.

- As stated above, conclusory statements that a service will help achieve an expected outcome for the goal, without an explicit connection or further explanation as to how, are not sufficient.
- Further, simply stating that an LEA has a high enrollment percentage of a specific student group or groups does not meet the increased or improved services standard because enrolling students is not the same as serving students.

Metric(s) to Monitor Effectiveness

Identify the metric(s) being used to measure the progress and effectiveness of the action(s).

Note for COEs and Charter Schools: In the case of COEs and charter schools, schoolwide and LEA-wide are considered to be synonymous.

Limited Actions

For each action being solely provided to one or more unduplicated student group(s), provide an explanation of (1) the unique identified need(s) of the unduplicated student group(s) being served, (2) how the action is designed to address the identified need(s), and (3) how the effectiveness of the action in improving outcomes for the unduplicated student group(s) will be measured.

If the LEA has provided the required descriptions in the Action Descriptions, state as such.

Complete the table as follows:

Identified Need(s)

Provide an explanation of the unique need(s) of the unduplicated student group(s) being served identified through the LEA’s needs assessment. A meaningful needs assessment includes, at a minimum, analysis of applicable student achievement data and educational partner feedback.

How the Action(s) are Designed to Address Need(s)

Provide an explanation of how the action is designed to address the unique identified need(s) of the unduplicated student group(s) being served.

Metric(s) to Monitor Effectiveness

Identify the metric(s) being used to measure the progress and effectiveness of the action(s).

For any limited action contributing to meeting the increased or improved services requirement that is associated with a Planned Percentage of Improved Services in the Contributing Summary Table rather than an expenditure of LCFF funds, describe the methodology that was used to determine the contribution of the action towards the proportional percentage, as applicable.

- For each action with an identified Planned Percentage of Improved Services, identify the goal and action number and describe the methodology that was used.
- When identifying a Planned Percentage of Improved Services, the LEA must describe the methodology that it used to determine the contribution of the action towards the proportional percentage. The percentage of improved services for an action corresponds to the amount of LCFF funding that the LEA estimates it would expend to implement the action if it were funded.
- For example, an LEA determines that there is a need to analyze data to ensure that instructional aides and expanded learning providers know what targeted supports to provide to students who are foster youth. The LEA could implement this action by hiring additional staff to collect and analyze data and to coordinate supports for students, which, based on the LEA's current pay scale, the LEA estimates would cost \$165,000. Instead, the LEA chooses to utilize a portion of existing staff time to analyze data relating to students who are foster youth. This analysis will then be shared with site principals who will use the data to coordinate services provided by instructional assistants and expanded learning providers to target support to students. In this example, the LEA would divide the estimated cost of \$165,000 by the amount of LCFF Funding identified in the Total Planned Expenditures Table and then convert the quotient to a percentage. This percentage is the Planned Percentage of Improved Services for the action.

Additional Concentration Grant Funding

A description of the plan for how the additional concentration grant add-on funding identified above will be used to increase the number of staff providing direct services to students at schools that have a high concentration (above 55 percent) of foster youth, English learners, and low-income students, as applicable.

An LEA that receives the additional concentration grant add-on described in *EC* Section 42238.02 is required to demonstrate how it is using these funds to increase the number of staff who provide direct services to students at schools with an enrollment of unduplicated students that is greater than 55 percent as compared to the number of staff who provide direct services to students at schools with an enrollment of unduplicated students that is equal to or less than 55 percent. The staff who provide direct services to students must be certificated staff and/or classified staff employed by the LEA; classified staff includes custodial staff.

Provide the following descriptions, as applicable to the LEA:

- An LEA that does not receive a concentration grant or the concentration grant add-on must indicate that a response to this prompt is not applicable.
- Identify the goal and action numbers of the actions in the LCAP that the LEA is implementing to meet the requirement to increase the number of staff who provide direct services to students at schools with an enrollment of unduplicated students that is greater than 55 percent.

- An LEA that does not have comparison schools from which to describe how it is using the concentration grant add-on funds, such as a single-school LEA or an LEA that only has schools with an enrollment of unduplicated students that is greater than 55 percent, must describe how it is using the funds to increase the number of credentialed staff, classified staff, or both, including custodial staff, who provide direct services to students at selected schools and the criteria used to determine which schools require additional staffing support.
- In the event that an additional concentration grant add-on is not sufficient to increase staff providing direct services to students at a school with an enrollment of unduplicated students that is greater than 55 percent, the LEA must describe how it is using the funds to retain staff providing direct services to students at a school with an enrollment of unduplicated students that is greater than 55 percent.

Complete the table as follows:

- Provide the staff-to-student ratio of classified staff providing direct services to students with a concentration of unduplicated students that is 55 percent or less and the staff-to-student ratio of classified staff providing direct services to students at schools with a concentration of unduplicated students that is greater than 55 percent, as applicable to the LEA.
 - The LEA may group its schools by grade span (Elementary, Middle/Junior High, and High Schools), as applicable to the LEA.
 - The staff-to-student ratio must be based on the number of full-time equivalent (FTE) staff and the number of enrolled students as counted on the first Wednesday in October of each year.
- Provide the staff-to-student ratio of certificated staff providing direct services to students at schools with a concentration of unduplicated students that is 55 percent or less and the staff-to-student ratio of certificated staff providing direct services to students at schools with a concentration of unduplicated students that is greater than 55 percent, as applicable to the LEA.
 - The LEA may group its schools by grade span (Elementary, Middle/Junior High, and High Schools), as applicable to the LEA.
 - The staff-to-student ratio must be based on the number of FTE staff and the number of enrolled students as counted on the first Wednesday in October of each year.

Action Tables

Complete the Total Planned Expenditures Table for each action in the LCAP. The information entered into this table will automatically populate the other Action Tables. Information is only entered into the Total Planned Expenditures Table, the Annual Update Table, the Contributing Actions Annual Update Table, and the LCFF Carryover Table. The word “input” has been added to column headers to aid in identifying the column(s) where information will be entered. Information is not entered on the remaining Action tables.

The following tables are required to be included as part of the LCAP adopted by the local governing board or governing body:

- Table 1: Total Planned Expenditures Table (for the coming LCAP Year)
- Table 2: Contributing Actions Table (for the coming LCAP Year)

- Table 3: Annual Update Table (for the current LCAP Year)
- Table 4: Contributing Actions Annual Update Table (for the current LCAP Year)
- Table 5: LCFF Carryover Table (for the current LCAP Year)

Note: The coming LCAP Year is the year that is being planned for, while the current LCAP year is the current year of implementation. For example, when developing the 2024–25 LCAP, 2024–25 will be the coming LCAP Year and 2023–24 will be the current LCAP Year.

Total Planned Expenditures Table

In the Total Planned Expenditures Table, input the following information for each action in the LCAP for that applicable LCAP year:

- **LCAP Year:** Identify the applicable LCAP Year.
- **1. Projected LCFF Base Grant:** Provide the total amount estimated LCFF entitlement for the coming school year, excluding the supplemental and concentration grants and the add-ons for the Targeted Instructional Improvement Block Grant program, the former Home-to-School Transportation program, and the Small School District Transportation program, pursuant to 5 CCR Section 15496(a)(8). Note that the LCFF Base Grant for purposes of the LCAP also includes the Necessary Small Schools and Economic Recovery Target allowances for school districts, and County Operations Grant for COEs.

See *EC* sections 2574 (for COEs) and 42238.02 (for school districts and charter schools), as applicable, for LCFF entitlement calculations.
- **2. Projected LCFF Supplemental and/or Concentration Grants:** Provide the total amount of LCFF supplemental and concentration grants estimated on the basis of the number and concentration of unduplicated students for the coming school year.
- **3. Projected Percentage to Increase or Improve Services for the Coming School Year:** This percentage will not be entered; it is calculated based on the Projected LCFF Base Grant and the Projected LCFF Supplemental and/or Concentration Grants, pursuant to 5 CCR Section 15496(a)(8). This is the percentage by which services for unduplicated pupils must be increased or improved as compared to the services provided to all students in the coming LCAP year.
- **LCFF Carryover — Percentage:** Specify the LCFF Carryover — Percentage identified in the LCFF Carryover Table from the prior LCAP year. If a carryover percentage is not identified in the LCFF Carryover Table, specify a percentage of zero (0.00%).
- **Total Percentage to Increase or Improve Services for the Coming School Year:** This percentage will not be entered; it is calculated based on the Projected Percentage to Increase or Improve Services for the Coming School Year and the LCFF Carryover — Percentage. ***This is the percentage by which the LEA must increase or improve services for unduplicated pupils as compared to the services provided to all students in the coming LCAP year.***

- **Goal #:** Enter the LCAP Goal number for the action.
- **Action #:** Enter the action’s number as indicated in the LCAP Goal.
- **Action Title:** Provide a title of the action.
- **Student Group(s):** Indicate the student group or groups who will be the primary beneficiary of the action by entering “All,” or by entering a specific student group or groups.
- **Contributing to Increased or Improved Services?:** Type “Yes” if the action **is** included as contributing to meeting the increased or improved services requirement; OR, type “No” if the action is **not** included as contributing to meeting the increased or improved services requirement.
- If “Yes” is entered into the Contributing column, then complete the following columns:
 - **Scope:** The scope of an action may be LEA-wide (i.e., districtwide, countywide, or charterwide), schoolwide, or limited. An action that is LEA-wide in scope upgrades the entire educational program of the LEA. An action that is schoolwide in scope upgrades the entire educational program of a single school. An action that is limited in its scope is an action that serves only one or more unduplicated student groups.
 - **Unduplicated Student Group(s):** Regardless of scope, contributing actions serve one or more unduplicated student groups. Indicate one or more unduplicated student groups for whom services are being increased or improved as compared to what all students receive.
 - **Location:** Identify the location where the action will be provided. If the action is provided to all schools within the LEA, the LEA must indicate “All Schools.” If the action is provided to specific schools within the LEA or specific grade spans only, the LEA must enter “Specific Schools” or “Specific Grade Spans.” Identify the individual school or a subset of schools or grade spans (e.g., all high schools or grades transitional kindergarten through grade five), as appropriate.
- **Time Span:** Enter “ongoing” if the action will be implemented for an indeterminate period of time. Otherwise, indicate the span of time for which the action will be implemented. For example, an LEA might enter “1 Year,” or “2 Years,” or “6 Months.”
- **Total Personnel:** Enter the total amount of personnel expenditures utilized to implement this action.
- **Total Non-Personnel:** This amount will be automatically calculated based on information provided in the Total Personnel column and the Total Funds column.
- **LCFF Funds:** Enter the total amount of LCFF funds utilized to implement this action, if any. LCFF funds include all funds that make up an LEA’s total LCFF target (i.e., base grant, grade span adjustment, supplemental grant, concentration grant, Targeted Instructional Improvement Block Grant, and Home-To-School Transportation).

- **Note:** For an action to contribute towards meeting the increased or improved services requirement, it must include some measure of LCFF funding. The action may also include funding from other sources, however the extent to which an action contributes to meeting the increased or improved services requirement is based on the LCFF funding being used to implement the action.
- **Other State Funds:** Enter the total amount of Other State Funds utilized to implement this action, if any.
 - **Note:** Equity Multiplier funds must be included in the “Other State Funds” category, not in the “LCFF Funds” category. As a reminder, Equity Multiplier funds must be used to supplement, not supplant, funding provided to Equity Multiplier schoolsites for purposes of the LCFF, the ELO-P, the LCRS, and/or the CCSPP. This means that Equity Multiplier funds must not be used to replace funding that an Equity Multiplier schoolsite would otherwise receive to implement LEA-wide actions identified in the LEA’s LCAP or that an Equity Multiplier schoolsite would otherwise receive to implement provisions of the ELO-P, the LCRS, and/or the CCSPP.
- **Local Funds:** Enter the total amount of Local Funds utilized to implement this action, if any.
- **Federal Funds:** Enter the total amount of Federal Funds utilized to implement this action, if any.
- **Total Funds:** This amount is automatically calculated based on amounts entered in the previous four columns.
- **Planned Percentage of Improved Services:** For any action identified as contributing, being provided on a Limited basis to unduplicated students, and that does not have funding associated with the action, enter the planned quality improvement anticipated for the action as a percentage rounded to the nearest hundredth (0.00%). A limited action is an action that only serves foster youth, English learners, and/or low-income students.
 - As noted in the instructions for the Increased or Improved Services section, when identifying a Planned Percentage of Improved Services, the LEA must describe the methodology that it used to determine the contribution of the action towards the proportional percentage. The percentage of improved services for an action corresponds to the amount of LCFF funding that the LEA estimates it would expend to implement the action if it were funded.

For example, an LEA determines that there is a need to analyze data to ensure that instructional aides and expanded learning providers know what targeted supports to provide to students who are foster youth. The LEA could implement this action by hiring additional staff to collect and analyze data and to coordinate supports for students, which, based on the LEA’s current pay scale, the LEA estimates would cost \$165,000. Instead, the LEA chooses to utilize a portion of existing staff time to analyze data relating to students who are foster youth. This analysis will then be shared with site principals who will use the data to coordinate services provided by instructional assistants and expanded learning providers to target support to students. In this example, the LEA would divide the estimated cost of \$165,000 by the amount of LCFF Funding identified in the Data Entry Table and then convert the quotient to a percentage. This percentage is the Planned Percentage of Improved Services for the action.

Contributing Actions Table

As noted above, information will not be entered in the Contributing Actions Table; however, the ‘Contributing to Increased or Improved Services?’ column will need to be checked to ensure that only actions with a “Yes” are displaying. If actions with a “No” are displayed or if actions that are contributing are not displaying in the column, use the drop-down menu in the column header to filter only the “Yes” responses.

Annual Update Table

In the Annual Update Table, provide the following information for each action in the LCAP for the relevant LCAP year:

- **Estimated Actual Expenditures:** Enter the total estimated actual expenditures to implement this action, if any.

Contributing Actions Annual Update Table

In the Contributing Actions Annual Update Table, check the ‘Contributing to Increased or Improved Services?’ column to ensure that only actions with a “Yes” are displaying. If actions with a “No” are displayed or if actions that are contributing are not displaying in the column, use the drop-down menu in the column header to filter only the “Yes” responses. Provide the following information for each contributing action in the LCAP for the relevant LCAP year:

- **6. Estimated Actual LCFF Supplemental and/or Concentration Grants:** Provide the total amount of LCFF supplemental and concentration grants estimated based on the number and concentration of unduplicated students in the current school year.
- **Estimated Actual Expenditures for Contributing Actions:** Enter the total estimated actual expenditure of LCFF funds used to implement this action, if any.
- **Estimated Actual Percentage of Improved Services:** For any action identified as contributing, being provided on a Limited basis only to unduplicated students, and that does not have funding associated with the action, enter the total estimated actual quality improvement anticipated for the action as a percentage rounded to the nearest hundredth (0.00%).
 - Building on the example provided above for calculating the Planned Percentage of Improved Services, the LEA in the example implements the action. As part of the annual update process, the LEA reviews implementation and student outcome data and determines that the action was implemented with fidelity and that outcomes for foster youth students improved. The LEA reviews the original estimated cost for the action and determines that had it hired additional staff to collect and analyze data and to coordinate supports for students that estimated actual cost would have been \$169,500 due to a cost of living adjustment. The LEA would divide the estimated actual cost of \$169,500 by the amount of LCFF Funding identified in the Data Entry Table and then convert the quotient to a percentage. This percentage is the Estimated Actual Percentage of Improved Services for the action.

LCFF Carryover Table

- **9. Estimated Actual LCFF Base Grant:** Provide the total amount of estimated LCFF Target Entitlement for the current school year, excluding the supplemental and concentration grants and the add-ons for the Targeted Instructional Improvement Block Grant program, the former Home-to-School Transportation program, and the Small School District Transportation program, pursuant to 5 CCR Section 15496(a)(8). Note that the LCFF Base Grant for purposes of the LCAP also includes the Necessary Small Schools and Economic

Recovery Target allowances for school districts, and County Operations Grant for COEs. See *EC* sections 2574 (for COEs) and 42238.02 (for school districts and charter schools), as applicable, for LCFF entitlement calculations.

- **10. Total Percentage to Increase or Improve Services for the Current School Year:** This percentage will not be entered. The percentage is calculated based on the amounts of the Estimated Actual LCFF Base Grant (9) and the Estimated Actual LCFF Supplemental and/or Concentration Grants (6), pursuant to 5 *CCR* Section 15496(a)(8), plus the LCFF Carryover – Percentage from the prior year. This is the percentage by which services for unduplicated pupils must be increased or improved as compared to the services provided to all students in the current LCAP year.

Calculations in the Action Tables

To reduce the duplication of effort of LEAs, the Action Tables include functionality such as pre-population of fields and cells based on the information provided in the Data Entry Table, the Annual Update Summary Table, and the Contributing Actions Table. For transparency, the functionality and calculations used are provided below.

Contributing Actions Table

- **4. Total Planned Contributing Expenditures (LCFF Funds)**
 - This amount is the total of the Planned Expenditures for Contributing Actions (LCFF Funds) column.
- **5. Total Planned Percentage of Improved Services**
 - This percentage is the total of the Planned Percentage of Improved Services column.
- **Planned Percentage to Increase or Improve Services for the coming school year (4 divided by 1, plus 5)**
 - This percentage is calculated by dividing the Total Planned Contributing Expenditures (4) by the Projected LCFF Base Grant (1), converting the quotient to a percentage, and adding it to the Total Planned Percentage of Improved Services (5).

Contributing Actions Annual Update Table

Pursuant to *EC* Section 42238.07(c)(2), if the Total Planned Contributing Expenditures (4) is less than the Estimated Actual LCFF Supplemental and Concentration Grants (6), the LEA is required to calculate the difference between the Total Planned Percentage of Improved Services (5) and the Total Estimated Actual Percentage of Improved Services (7). If the Total Planned Contributing Expenditures (4) is equal to or greater than the Estimated Actual LCFF Supplemental and Concentration Grants (6), the Difference Between Planned and Estimated Actual Percentage of Improved Services will display “Not Required.”

- **6. Estimated Actual LCFF Supplemental and Concentration Grants**
 - This is the total amount of LCFF supplemental and concentration grants the LEA estimates it will actually receive based on of the number and concentration of unduplicated students in the current school year.

- **4. Total Planned Contributing Expenditures (LCFF Funds)**
 - This amount is the total of the Last Year's Planned Expenditures for Contributing Actions (LCFF Funds).
- **7. Total Estimated Actual Expenditures for Contributing Actions**
 - This amount is the total of the Estimated Actual Expenditures for Contributing Actions (LCFF Funds).
- **Difference Between Planned and Estimated Actual Expenditures for Contributing Actions (Subtract 7 from 4)**
 - This amount is the Total Estimated Actual Expenditures for Contributing Actions (7) subtracted from the Total Planned Contributing Expenditures (4).
- **5. Total Planned Percentage of Improved Services (%)**
 - This amount is the total of the Planned Percentage of Improved Services column.
- **8. Total Estimated Actual Percentage of Improved Services (%)**
 - This amount is the total of the Estimated Actual Percentage of Improved Services column.
- **Difference Between Planned and Estimated Actual Percentage of Improved Services (Subtract 5 from 8)**
 - This amount is the Total Planned Percentage of Improved Services (5) subtracted from the Total Estimated Actual Percentage of Improved Services (8).

LCFF Carryover Table

- **10. Total Percentage to Increase or Improve Services for the Current School Year (6 divided by 9 plus Carryover %)**
 - This percentage is the Estimated Actual LCFF Supplemental and/or Concentration Grants (6) divided by the Estimated Actual LCFF Base Grant (9) plus the LCFF Carryover – Percentage from the prior year.
- **11. Estimated Actual Percentage of Increased or Improved Services (7 divided by 9, plus 8)**
 - This percentage is the Total Estimated Actual Expenditures for Contributing Actions (7) divided by the LCFF Funding (9), then converting the quotient to a percentage and adding the Total Estimated Actual Percentage of Improved Services (8).
- **12. LCFF Carryover — Dollar Amount LCFF Carryover (Subtract 11 from 10 and multiply by 9)**
 - If the Estimated Actual Percentage of Increased or Improved Services (11) is less than the Estimated Actual Percentage to Increase or Improve Services (10), the LEA is required to carry over LCFF funds.

The amount of LCFF funds is calculated by subtracting the Estimated Actual Percentage to Increase or Improve Services (11) from the Estimated Actual Percentage of Increased or Improved Services (10) and then multiplying by the Estimated Actual LCFF Base Grant (9). This amount is the amount of LCFF funds that is required to be carried over to the coming year.

- **13. LCFF Carryover — Percentage (12 divided by 9)**

- This percentage is the unmet portion of the Percentage to Increase or Improve Services that the LEA must carry over into the coming LCAP year. The percentage is calculated by dividing the LCFF Carryover (12) by the LCFF Funding (9).

California Department of Education
November 2023



LCFF Budget Overview for Parents

Local Educational Agency (LEA) Name: Morgan Hill Unified School District

CDS Code: 43695830000000

School Year: 2024-25

LEA contact information:

Dr. Carmen García

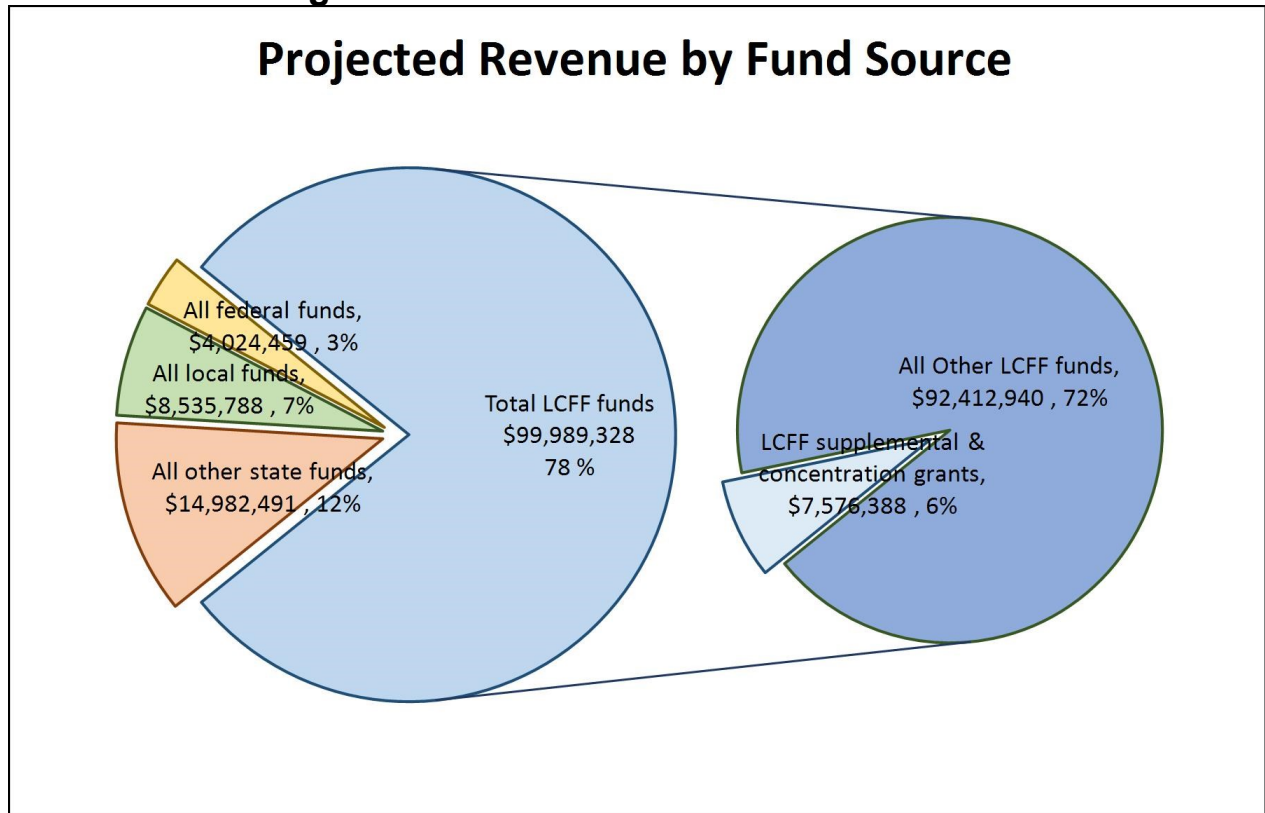
Superintendent

garciacarmen@mhusd.org

408.201.6023

School districts receive funding from different sources: state funds under the Local Control Funding Formula (LCFF), other state funds, local funds, and federal funds. LCFF funds include a base level of funding for all LEAs and extra funding - called "supplemental and concentration" grants - to LEAs based on the enrollment of high needs students (foster youth, English learners, and low-income students).

Budget Overview for the 2024-25 School Year

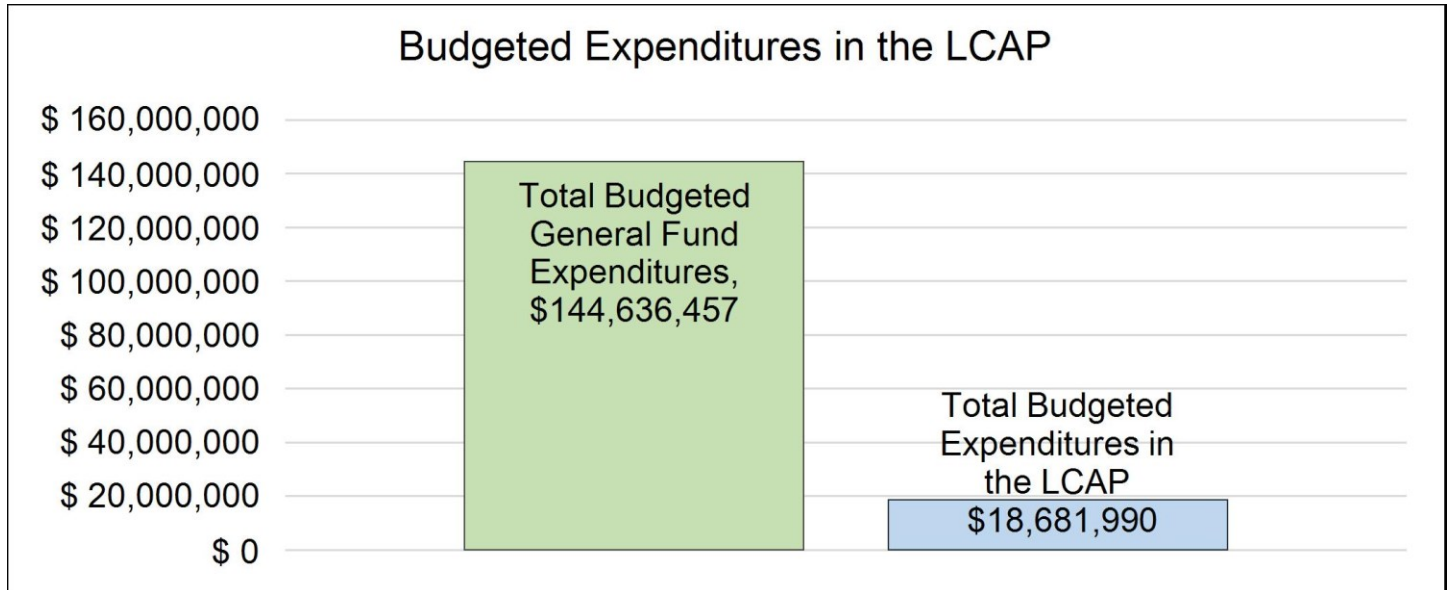


This chart shows the total general purpose revenue Morgan Hill Unified School District expects to receive in the coming year from all sources.

The text description for the above chart is as follows: The total revenue projected for Morgan Hill Unified School District is \$127,532,066, of which \$99,989,328.00 is Local Control Funding Formula (LCFF), \$14,982,491 is other state funds, \$8,535,788 is local funds, and \$4,024,459.00 is federal funds. Of the \$99,989,328.00 in LCFF Funds, \$7,576,388.00 is generated based on the enrollment of high needs students (foster youth, English learner, and low-income students).

LCFF Budget Overview for Parents

The LCFF gives school districts more flexibility in deciding how to use state funds. In exchange, school districts must work with parents, educators, students, and the community to develop a Local Control and Accountability Plan (LCAP) that shows how they will use these funds to serve students.



This chart provides a quick summary of how much Morgan Hill Unified School District plans to spend for 2024-25. It shows how much of the total is tied to planned actions and services in the LCAP.

The text description of the above chart is as follows: Morgan Hill Unified School District plans to spend \$144,636,457 for the 2024-25 school year. Of that amount, \$18,681,990 is tied to actions/services in the LCAP and \$125,954,467 is not included in the LCAP. The budgeted expenditures that are not included in the LCAP will be used for the following:

General Fund Budget Expenditures not included in the LCAP are the following:

- Maintenance
- Grounds
- Operational Staff
- Operations
- Teachers
- Support Staff
- Facilities
- Utilities
- Transportation
- Health and Welfare
- Nutrition Services
- Instructional materials and supplies
- Textbooks
- Special Education
- Legal

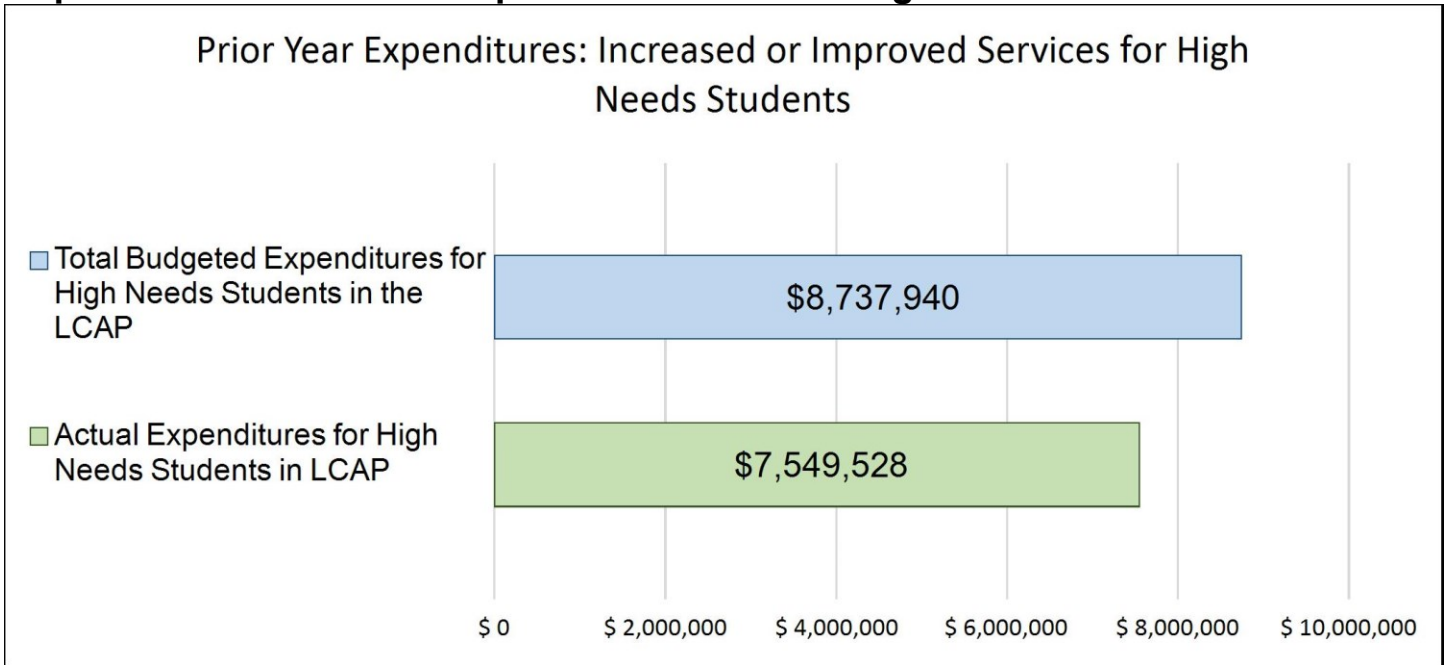
Please see the 2024-25 Adopted Budget report for details on the General Fund budget expenditures for the 2024-25 school year

Increased or Improved Services for High Needs Students in the LCAP for the 2024-25 School Year

In 2024-25, Morgan Hill Unified School District is projecting it will receive \$7,576,388.00 based on the enrollment of foster youth, English learner, and low-income students. Morgan Hill Unified School District must describe how it intends to increase or improve services for high needs students in the LCAP. Morgan Hill Unified School District plans to spend \$7,585,400 towards meeting this requirement, as described in the LCAP.

LCFF Budget Overview for Parents

Update on Increased or Improved Services for High Needs Students in 2023-24



This chart compares what Morgan Hill Unified School District budgeted last year in the LCAP for actions and services that contribute to increasing or improving services for high needs students with what Morgan Hill Unified School District estimates it has spent on actions and services that contribute to increasing or improving services for high needs students in the current year.

The text description of the above chart is as follows: In 2023-24, Morgan Hill Unified School District's LCAP budgeted \$8,737,940 for planned actions to increase or improve services for high needs students. Morgan Hill Unified School District actually spent \$7,549,528 for actions to increase or improve services for high needs students in 2023-24.

The difference between the budgeted and actual expenditures of \$-1,188,412 had the following impact on Morgan Hill Unified School District's ability to increase or improve services for high needs students:

In 2023-2024, many planned services and actions were provided and some were postponed or expired due to the other funding sources offered, staffing challenges, or program restructuring. As a result, we continue to design and plan for evidence-based and quality student-centered programs and services. Goals 1-3 highlight student performance and revised actions and services for the 2024-25 school year