



SANTA MONICA-MALIBU UNIFIED SCHOOL DISTRICT

Reopening Survey Results

Survey administered:

Nov. 30 through Dec. 6, 2020

Parents, staff, secondary students

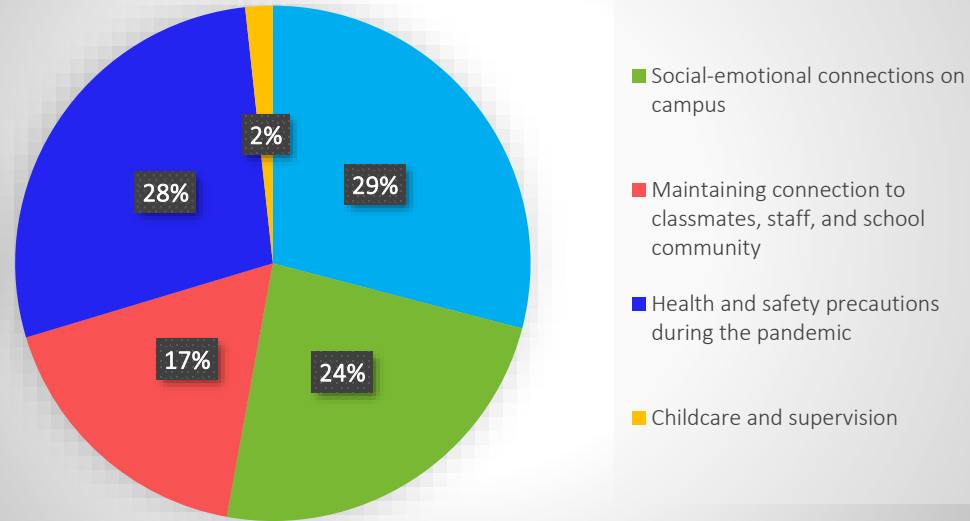


SANTA MONICA-MALIBU UNIFIED SCHOOL DISTRICT

What is the main priority in regards to school?

Elementary Parent Survey

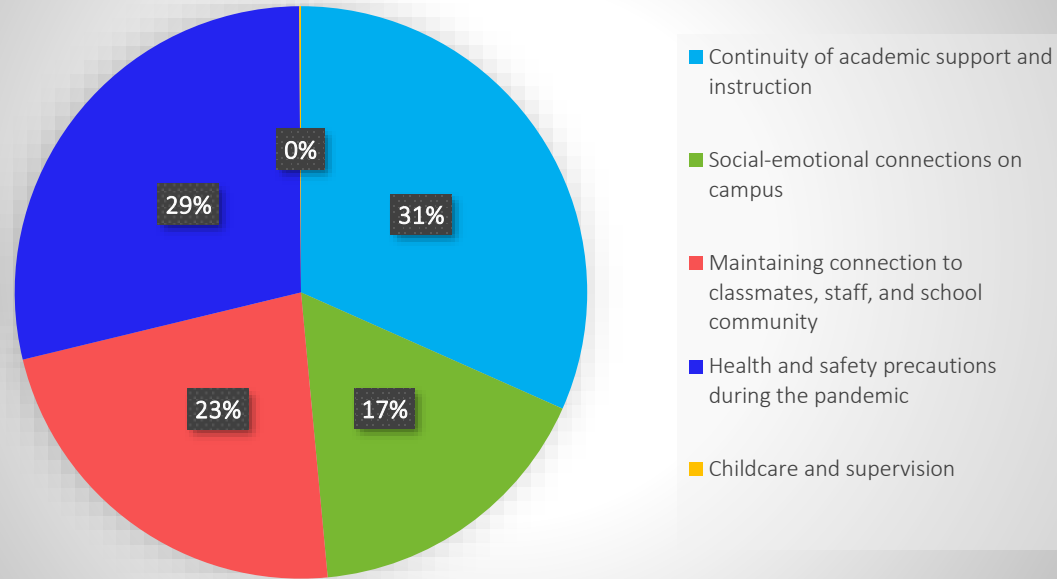
Elementary Parents: Main Priority



1. What is your main priority for your student in regards to school?	Continuity of academic support and instruction		Social-emotional connections on campus		Maintaining connection to classmates, staff, and school community		Health and safety precautions during the pandemic		Childcare and supervision		Total
	#	%	#	%	#	%	#	%	#	%	
All Elementary Parents	557	29.1	456	23.8	335	17.5	535	27.9	33	1.7	1916
Spanish Respondents Only	1	6.3	2	12.5	7	43.8	6	37.5	0	0.0	16
SPED Respondents Only	99	37.6	57	21.7	28	10.6	76	28.9	3	1.1	263
SED Respondents Only	50	28.2	23	13.0	37	20.9	67	37.9	0	0.0	177
EL Respondents Only	75	29.9	50	19.9	42	16.7	77	30.7	7	2.8	251

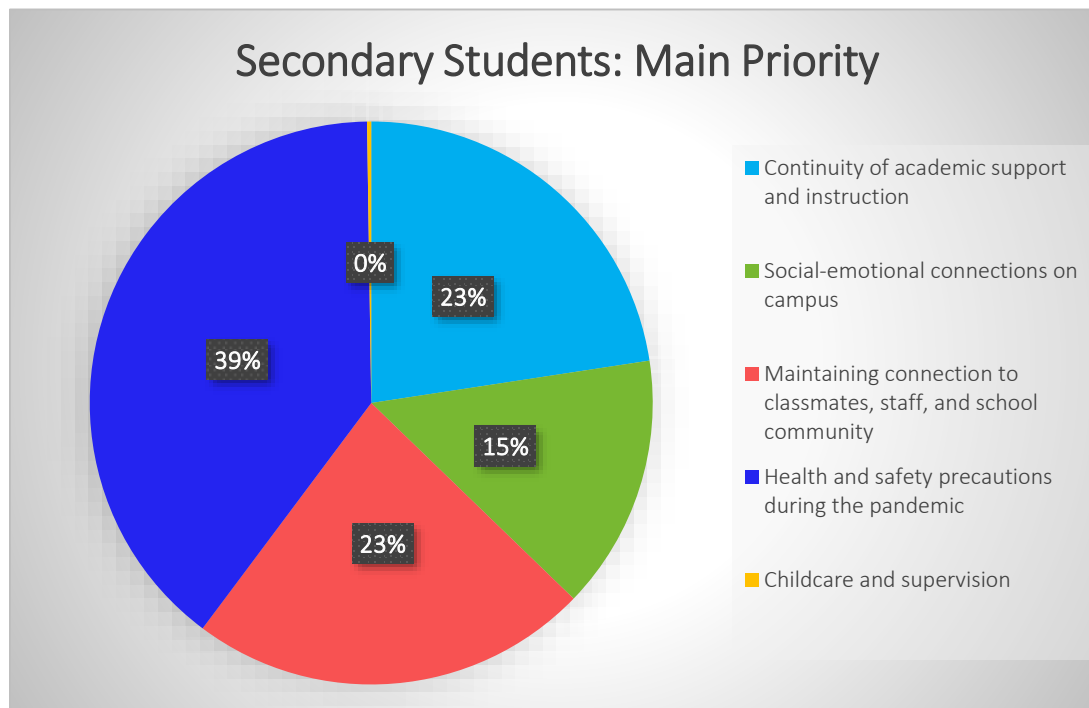
Secondary Parent Survey

Secondary Parents: Main Priority



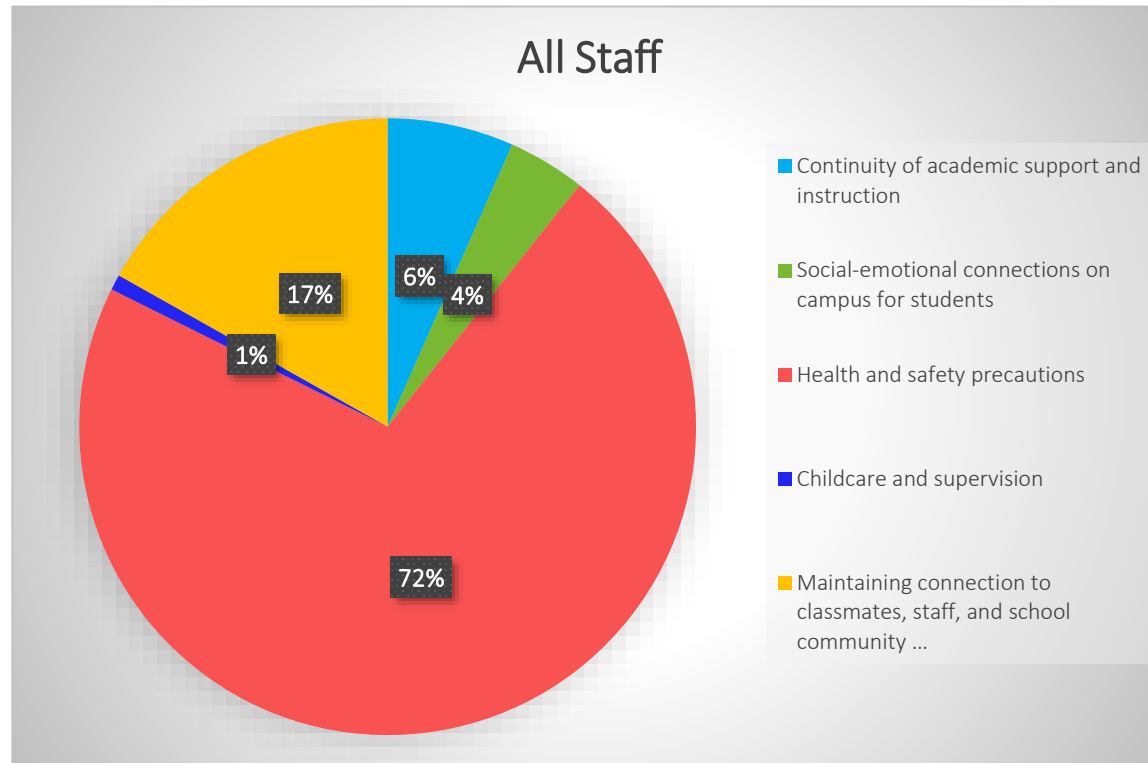
1. What is your main priority for your student in regards to school?	Continuity of academic support and instruction		Social-emotional connections on campus		Maintaining connection to classmates, staff, and school community		Health and safety precautions during the pandemic		Childcare and supervision		Total
	#	%	#	%	#	%	#	%	#	%	
All Secondary Parents	648	31.7	345	16.9	465	22.7	587	28.7	2	0.1	2047
Spanish Respondents Only	17	37.8	0	0.0	5	11.1	23	51.1	0	0.0	45
SPED Respondents Only	79	36.9	28	13.1	42	19.6	64	29.9	1	0.5	214
SED Respondents Only	78	34.7	25	11.1	46	20.4	76	33.8	0	0.0	225
EL Respondents Only	51	29.7	21	12.2	41	23.8	59	34.3	0	0.0	172

Secondary Student Survey



1. What is your main priority for your student in regards to school?	Continuity of academic support and instruction		Social-emotional connections on campus		Maintaining connection to classmates, staff, and school community		Health and safety precautions during the pandemic		Childcare and supervision		Total
	#	%	#	%	#	%	#	%	#	%	
All Secondary Students	284	22.6	184	14.6	289	23.0	497	39.5	3	0.2	1257
SPED Respondents Only	15	19.7	7	9.2	19	25.0	33	43.4	2	2.6	76
SED Respondents Only	52	23.1	31	13.8	46	20.4	95	42.2	1	0.4	225
EL Respondents Only	54	22.9	39	16.5	59	25.0	83	35.2	1	0.4	236

Staff Survey



1. What is your main priority for students in regards to school?	Continuity of academic support and instruction		Social-emotional connections on campus for students		Maintaining connection to classmates, staff, and school community / social-emotional wellbeing / continuity of academic support and instruction		Health and safety precautions		Childcare and supervision		Total
	#	%	#	%	#	%	#	%	#	%	
	All Staff	57	6.6	35	4.1	145	16.8	617	71.7	7	
Certificated	27	5.5	22	4.5	78	15.8	364	73.7	3	0.6	494
Classified	25	7.7	11	3.4	51	15.7	234	72.2	3	0.9	324
Management	5	11.6	2	4.7	16	37.2	19	44.2	1	2.3	43

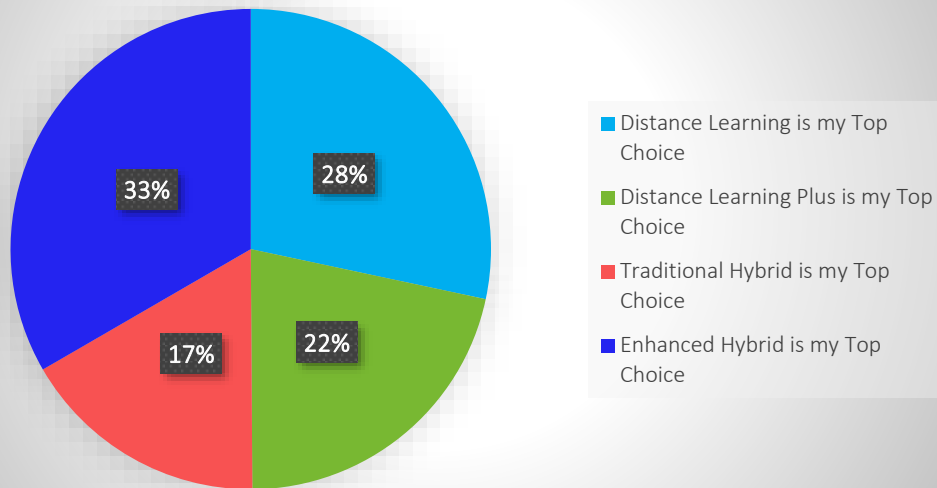


SANTA MONICA-MALIBU UNIFIED SCHOOL DISTRICT

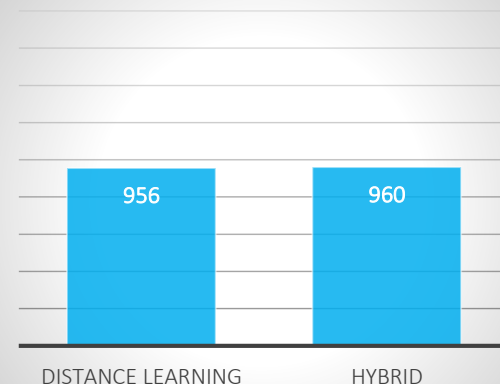
Which model should the district implement when in the Red Tier?

Elementary Parent Survey

Elementary Parents: Which Model?



Elementary: Distance Learning vs. Hybrid*

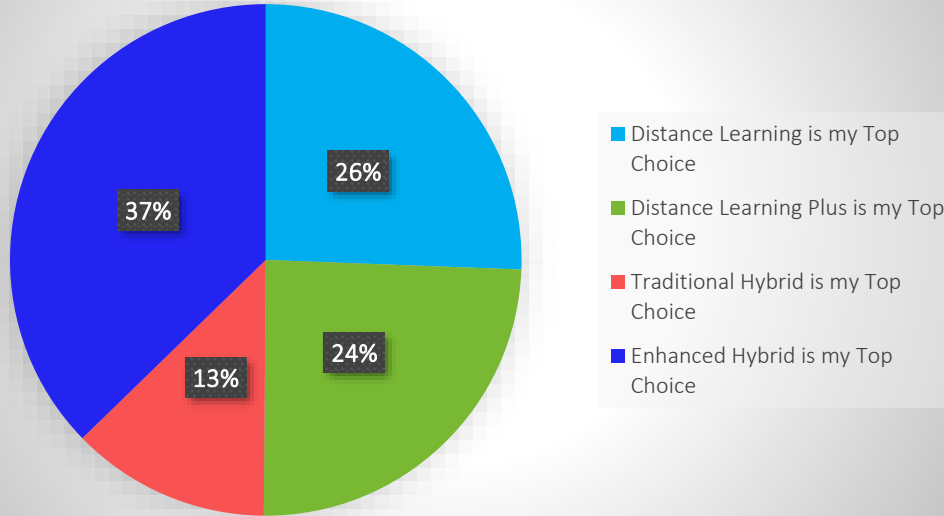


*The two types of Distance Learning and Hybrid were combined.

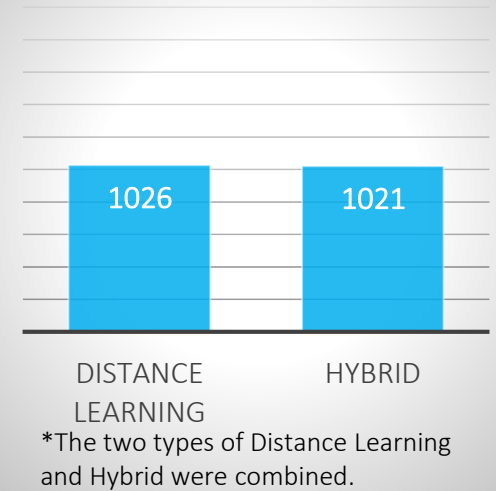
2. Which model should the district implement when it is permitted to reopen when in the red tier?	Distance Learning is my Top Choice		Distance Learning Plus is my Top Choice		Traditional Hybrid is my Top Choice		Enhanced Hybrid is my Top Choice		Total
	# in School	% of School	# in School	% of School	# in School	% of School	# in School	% of School	
District Elementary Schools	543	28.3	413	21.6	321	16.8	639	33.4	1916
Spanish Respondents Only	8	50.0	1	6.3	3	18.8	4	25.0	16
SPED Respondents Only	80	30.4	47	17.9	51	19.4	85	32.3	263
SED Respondents Only	71	40.1	23	13.0	29	16.4	54	30.5	177
EL Respondents Only	90	35.9	22	8.8	44	17.5	95	37.8	251

Secondary Parent Survey

Secondary Parents: Which Model?



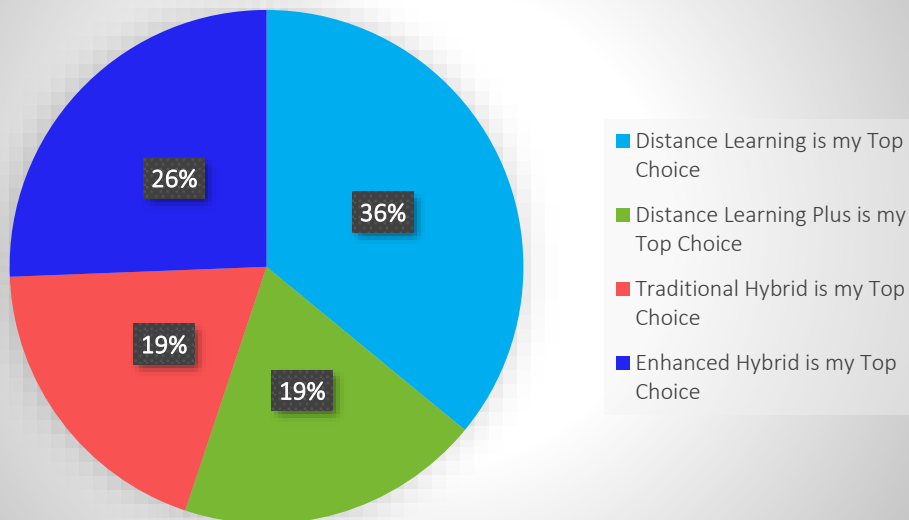
Secondary Parents: Distance Learning vs. Hybrid*



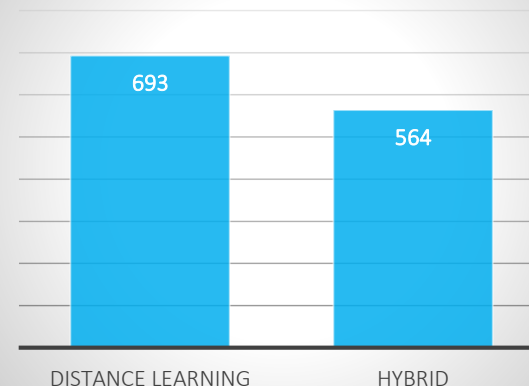
2. Which model should the district implement when it is permitted to reopen when in the red tier?	Distance Learning is my Top Choice		Distance Learning Plus is my Top Choice		Traditional Hybrid is my Top Choice		Enhanced Hybrid is my Top Choice		Total
	#	%	#	%	#	%	#	%	
All Secondary Parents	524	25.6	502	24.5	258	12.6	763	37.3	2047
Spanish Respondents Only	25	55.6	6	13.3	2	4.4	12	26.7	45
SPED Respondents Only	67	31.3	45	21.0	29	13.6	73	34.1	214
SED Respondents Only	82	36.4	41	18.2	35	15.6	67	29.8	225
EL Respondents Only	53	30.8	23	13.4	22	12.8	74	43.0	172

Secondary Student Survey

Secondary Students: Which Model?



Students: DL vs. Hybrid*

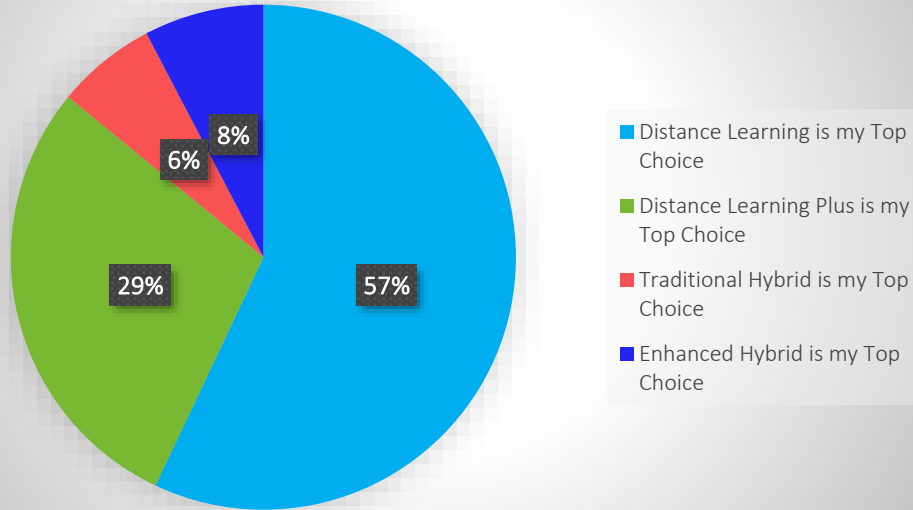


*The two types of Distance Learning and Hybrid were combined.

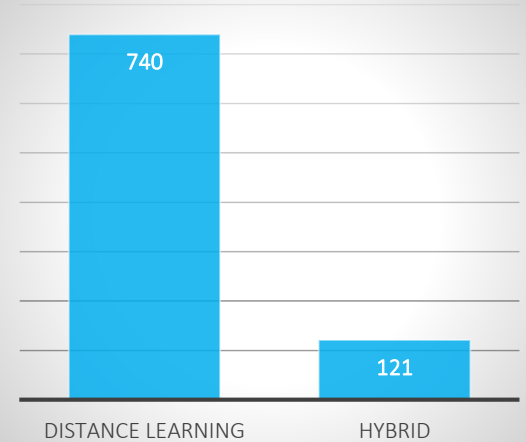
2. Which model should the district implement when it is permitted to reopen when in the red tier?	Distance Learning is my Top Choice		Distance Learning Plus is my Top Choice		Traditional Hybrid is my Top Choice		Enhanced Hybrid is my Top Choice		Total
	#	%	#	%	#	%	#	%	
All Secondary Students	452	36.0	241	19.2	242	19.3	322	25.6	1257
SPED Respondents Only	30	39.5	11	14.5	16	21.1	19	25.0	76
SED Respondents Only	91	40.4	35	15.6	50	22.2	49	21.8	225
EL Respondents Only	96	40.7	32	13.6	50	21.2	58	24.6	236

Staff Survey

Staff: Which Model?



Staff: DL vs. Hybrid*



*The two types of Distance Learning and Hybrid were combined.

2. Which model should the district implement when it is permitted to reopen when in the red tier?	Distance Learning is my Top Choice		Distance Learning Plus is my Top Choice		Traditional Hybrid is my Top Choice		Enhanced Hybrid is my Top Choice		Total
	#	%	#	%	#	%	#	%	
All Staff	491	57.0	249	28.9	55	6.4	66	7.7	861
Certificated	283	57.3	164	33.2	32	6.5	15	3.0	494
Classified	198	61.1	64	19.8	17	5.2	45	13.9	324
Management	10	23.3	21	48.8	6	14.0	6	14.0	43



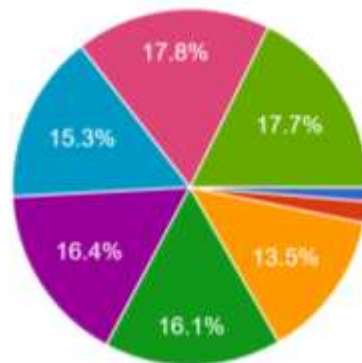
SANTA MONICA-MALIBU UNIFIED SCHOOL DISTRICT

Appendices: Raw Survey Results

Appendix A: Elementary Parent Survey

Please select your student's grade from the list below:

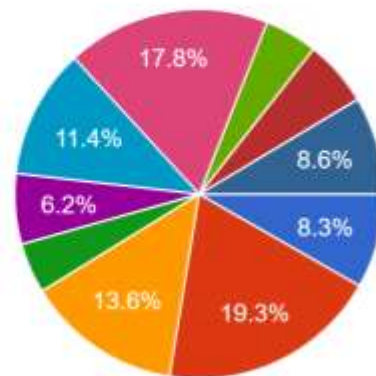
1,900 responses



- Preschool
- Transitional Kindergarten
- Kindergarten
- 1st Grade
- 2nd Grade
- 3rd Grade
- 4th Grade
- 5th Grade

Please select your student's school from the list below:

1,900 responses

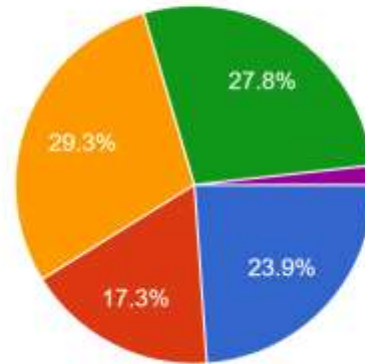


- Edison Language Academy
- Franklin Elementary School
- Grant Elementary School
- John Muir Elementary School
- Malibu Elementary School
- McKinley Elementary School
- Roosevelt Elementary School
- Santa Monica Alternative School Hous...
- Webster Elementary School
- Will Rogers Learning Center

Appendix A: Elementary Parent Survey

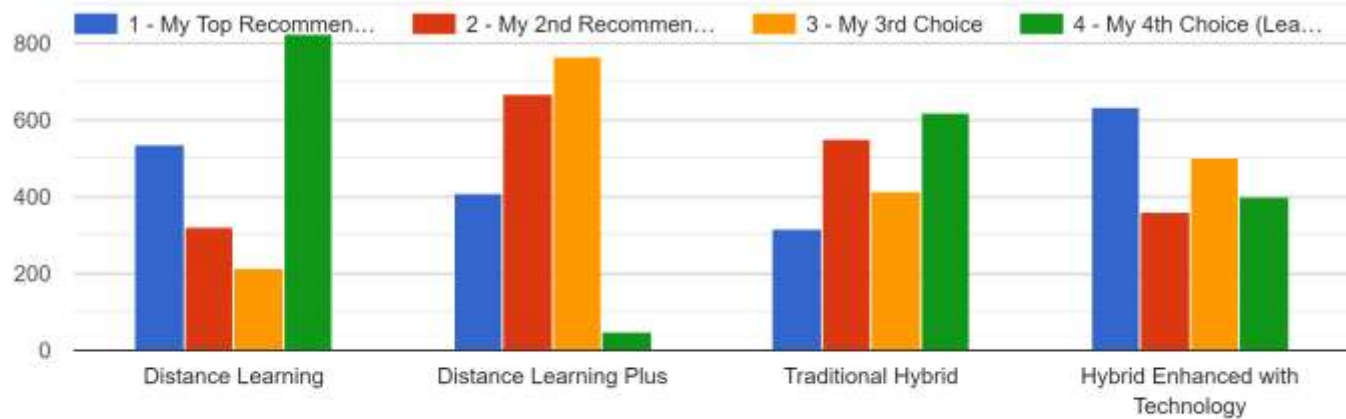
1. What is your main priority for your student in regards to school?

1,900 responses



- Social-emotional connections on campus
- Maintaining connection to classmates, staff, and school community
- Continuity of academic support and instruction
- Health and safety precautions during the pandemic
- Childcare and supervision

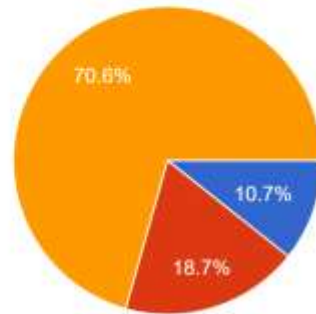
2. Which model should the district implement when it is permitted to reopen when in the red tier?
(Rank 1-4 with 1 being your top recommendation)



Appendix A: Elementary Parent Survey

3. Will your final decision as to whether you send your child to campus be made based on recommendations by the LA County Department of Health, personal considerations, or a combination?

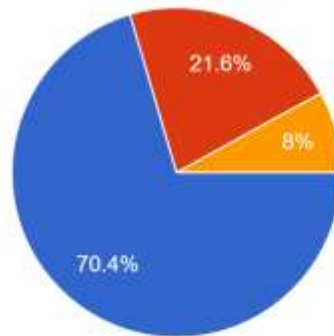
1,900 responses



- Recommendations by the LA County Department of Health
- Personal considerations
- Combination of both

4. How do you feel about your student keeping the same teacher and classmates?

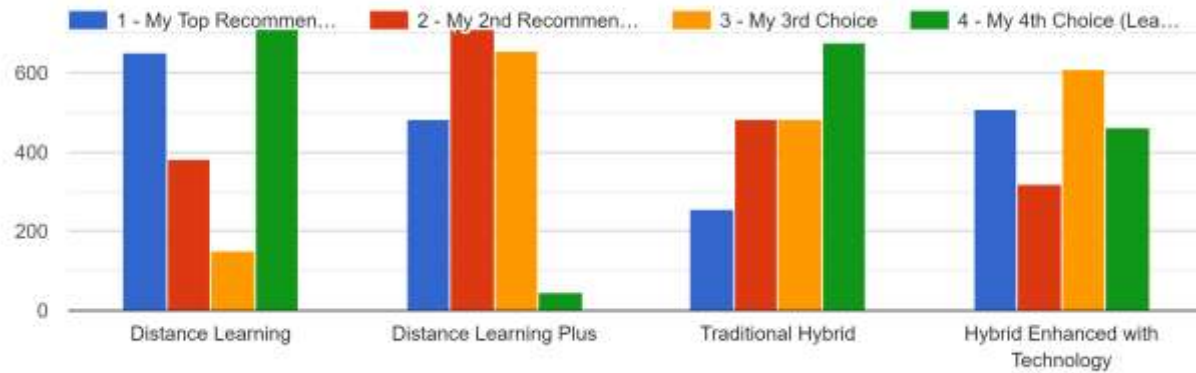
1,900 responses



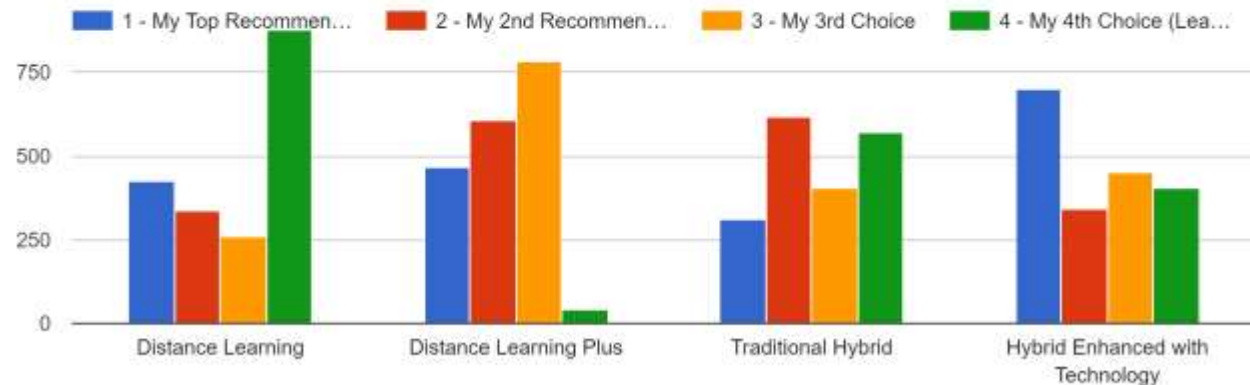
- It is a high priority for me that my student's teacher(s) and classmates remain the same.
- It is somewhat important for me that my student's teacher(s) and classmates remain the same.
- It is not a high priority for my student's teacher(s) and classmates remain the same.

Appendix A: Elementary Parent Survey

5. If you knew that the majority of teachers wanted to stay in a distance learning model because they believed that would be the most consistent a... (Rank 1-4 with 1 being your top recommendation.)



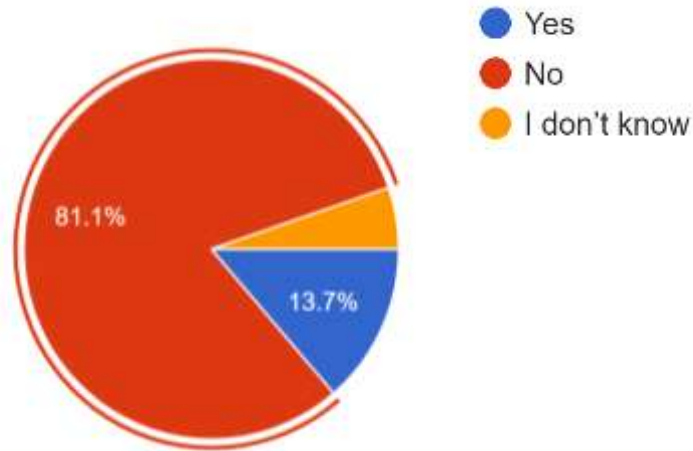
6. If you knew that distance learning negatively impacts our highest risk students what would your ranking be? (Rank 1-4 with 1 being your top recommendation.)



Appendix A: Elementary Parent Survey

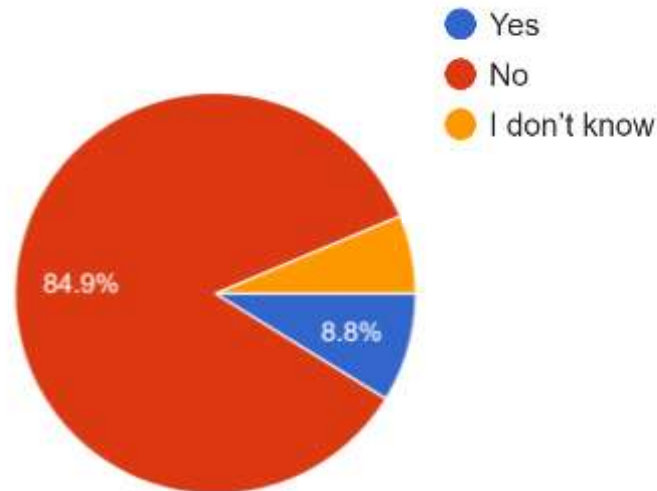
7. My student has an IEP (Individualized Education Plan):

1,900 responses



8. My student qualifies for free or reduced lunch:

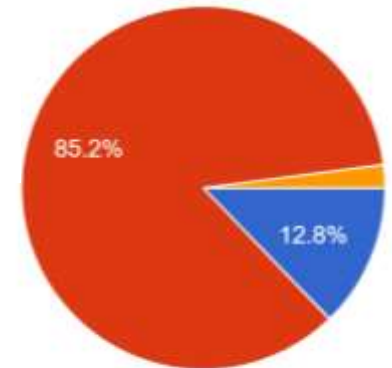
1,900 responses



9. My student is an English learner:

1,900 responses

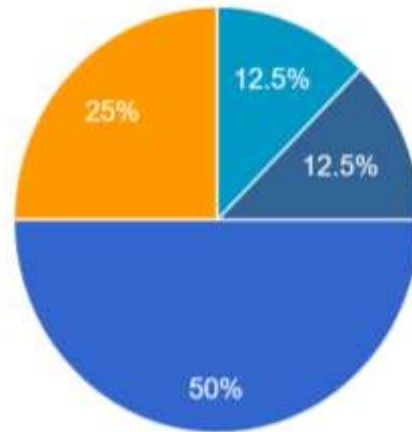
● Yes
● No
● I don't know



Appendix B: Spanish Elementary Parent Survey

Por favor, seleccione de la siguiente lista, la escuela a la que asiste su estudiante:

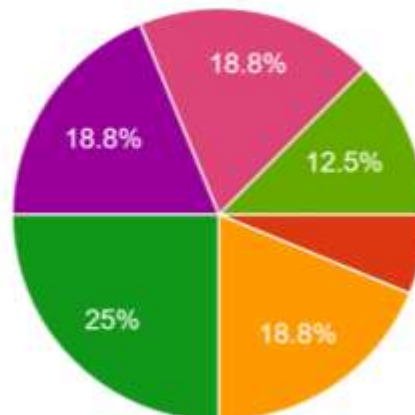
16 responses



- Academia de Idiomas Edison
- Escuela Primaria Franklin
- Escuela Primaria Grant
- Escuela Primaria John Muir
- Escuela Primaria Malibu
- Escuela Primaria McKinley
- Escuela Primaria Roosevelt
- Escuela Alternativa Santa Mónica (SM...)
- Escuela Primaria Webster
- Centro de Aprendizaje Will Rogers

Por favor, seleccione de la siguiente lista, el grado de su estudiante:

16 responses

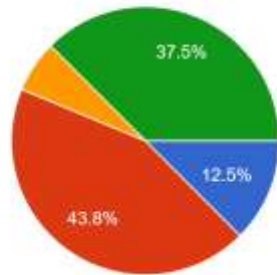


- Preescolar
- Jardín de Infantes de transición
- Jardín de Infantes
- 1ero
- 2do
- 3ero
- 4to
- 5to

Appendix B: Spanish Elementary Parent Survey

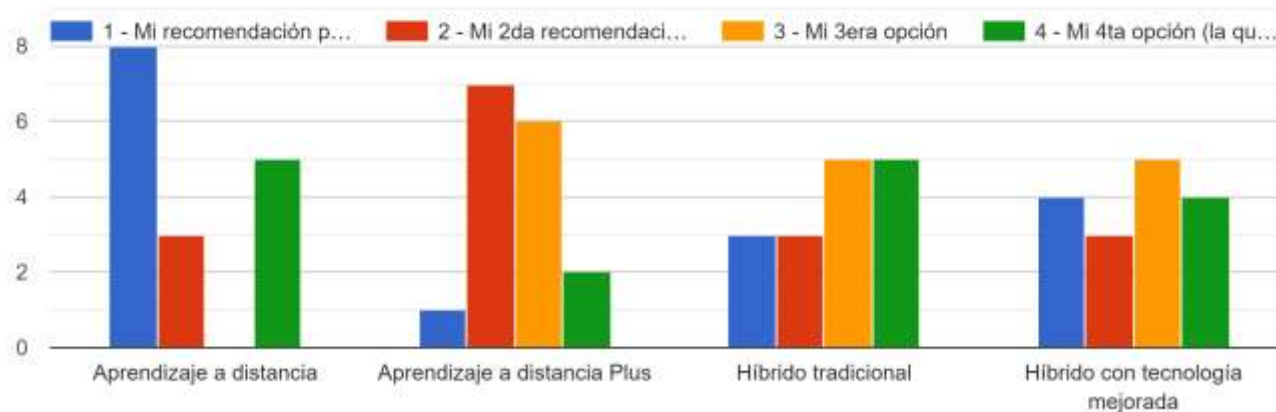
¿Cuál es su prioridad más importante para su estudiante con respecto a la escuela?

16 respuestas



- Conexiones socioemocionales en el campus
- Mantener la conexión con los compañeros, el personal, y la comunidad escolar
- Continuidad del apoyo e instrucción académica
- Precauciones de salud y seguridad durante la pandemia
- Cuidado y supervisión de los niños

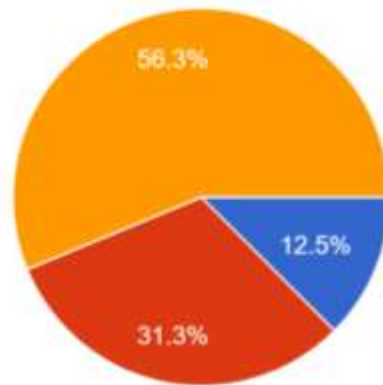
2. ¿Cuál modelo el distrito debería implementar cuando se permita reabrir en el nivel rojo? (Indique de 1-4 con el 1 siendo su recomendación principal)



Appendix B: Spanish Elementary Parent Survey

3. ¿Tomará su decisión definitiva con respecto a enviar a su hijo(a) al campus de acuerdo a las recomendaciones del Departamento de Salud del ...iones personales o a una combinación de ambas?

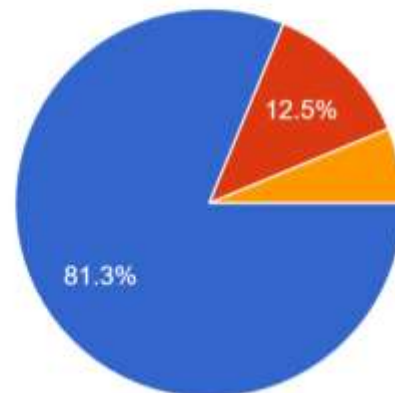
16 responses



- Recomendaciones del Departamento de Salud del Condado de Los Ángeles
- Consideraciones personales
- Combinación de ambas opciones

4. ¿Cómo se siente con respecto a que su estudiante mantenga el mismo maestro(a) y a sus compañeros?

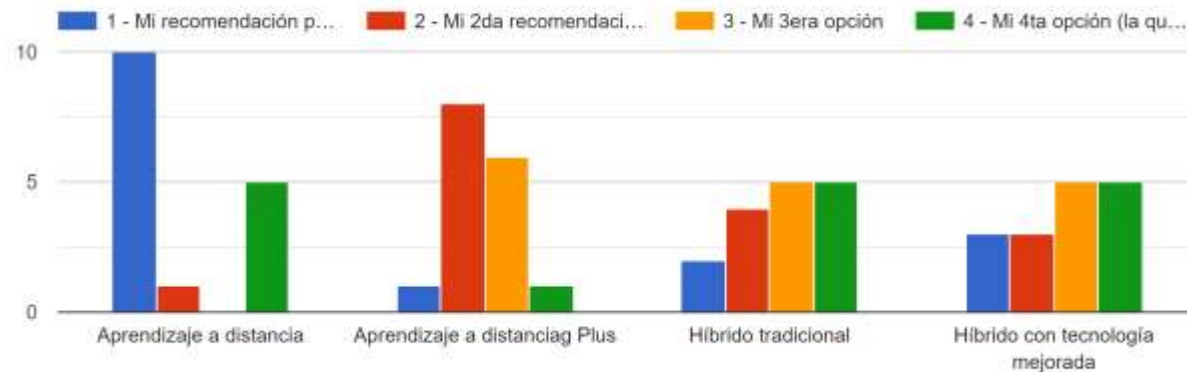
16 responses



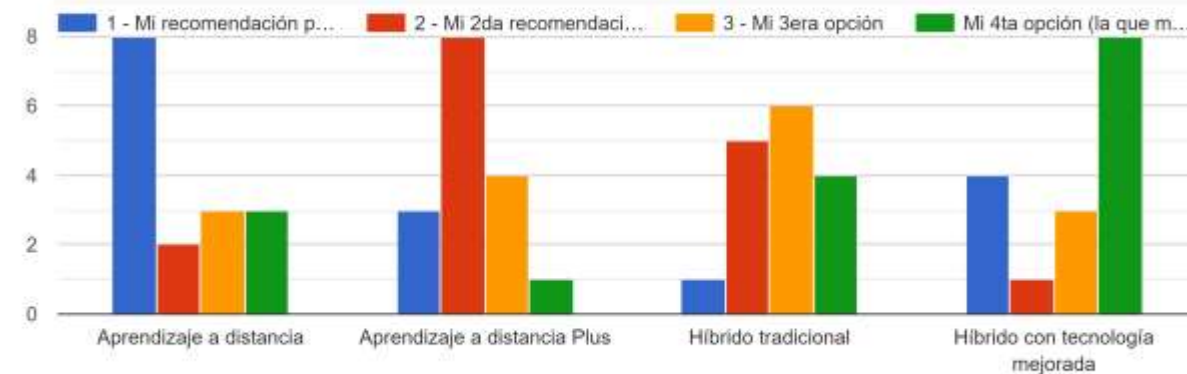
- Es una prioridad importante para mi que el maestro(s) de mi estudiante y sus compañeros sean los mismos.
- Es bastante importante para mi que el maestro(s) de mi estudiante y sus compañeros sean los mismos..
- No es una prioridad importante para mi que el maestro(s) de mi estudiante y sus compañeros sean los mismos. .

Appendix B: Spanish Elementary Parent Survey

5. Si usted supiera que la mayoría de los maestros quieren continuar con el modelo de aprendizaje a distancia ya que creen que sería la instrucción ... de 1-4 con el 1 siendo su recomendación principal)

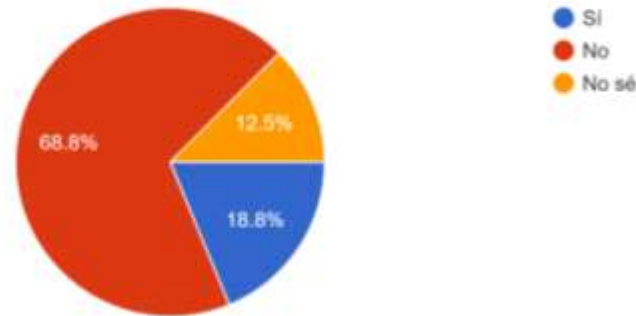


6. Si usted supiera que el aprendizaje a distancia afecta de manera negativa a nuestros estudiantes de más alto riesgo, ¿cuál sería su preferencia? (In... de 1-4 con el 1 siendo su recomendación principal)

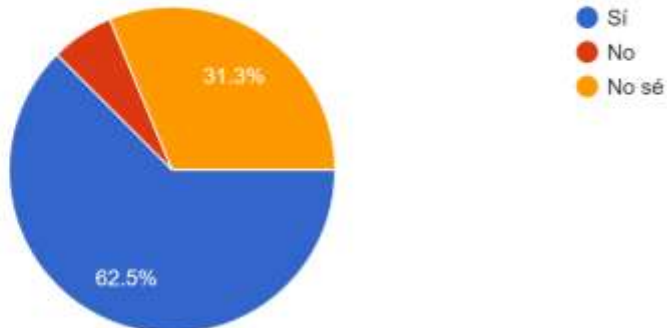


Appendix B: Spanish Elementary Parent Survey

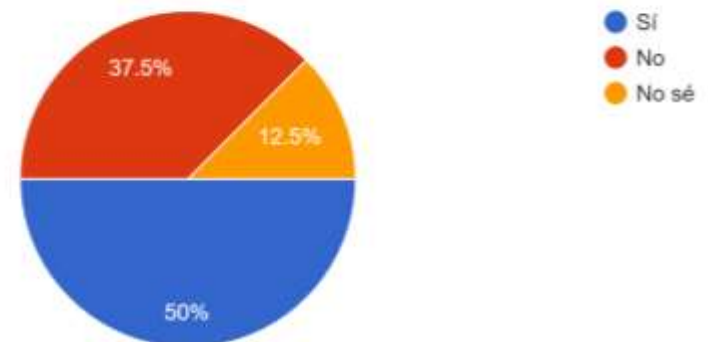
7. Mi estudiante tiene un plan IEP (Plan de educación individualizado):
16 responses



8. Mi estudiante califica para almuerzos gratis o de precio reducido:
16 responses



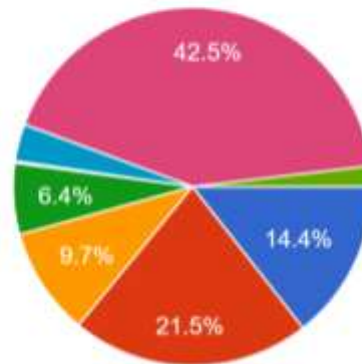
9. Mi estudiante es un aprendiz de inglés:
16 responses



Appendix C: Secondary Parent Survey

Please select your student's school from the list below:

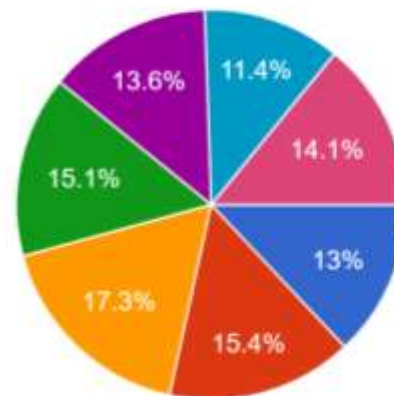
2,002 responses



- John Adams Middle School
- Lincoln Middle School
- Malibu High School
- Malibu Middle School
- Olympic High School
- Santa Monica Alternative School House (SMASH)
- Santa Monica High School (Samohi)
- (Samohi) Personalized Project-Based Learning Pathway

Please select your student's grade from the list below:

2,002 responses

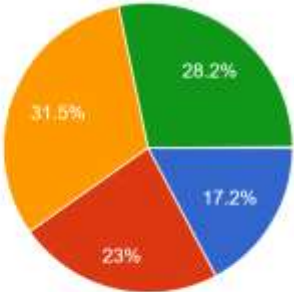


- 6th Grade
- 7th Grade
- 8th Grade
- 9th Grade
- 10th Grade
- 11th Grade
- 12th Grade

Appendix C: Secondary Parent Survey

1. What is your main priority for your student in regards to school?

2,002 responses



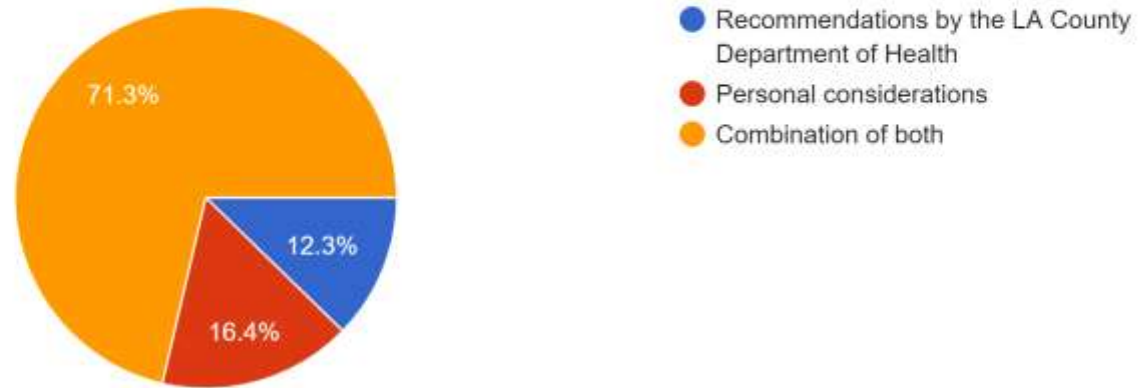
- Social-emotional connections on campus
- Maintaining connection to classmates, staff, and school community
- Continuity of academic support and instruction
- Health and safety precautions during the pandemic
- Childcare and supervision

2. Which model should the district implement when it is permitted to reopen when in the red tier?
(Rank 1-4 with 1 being your top recommendation)

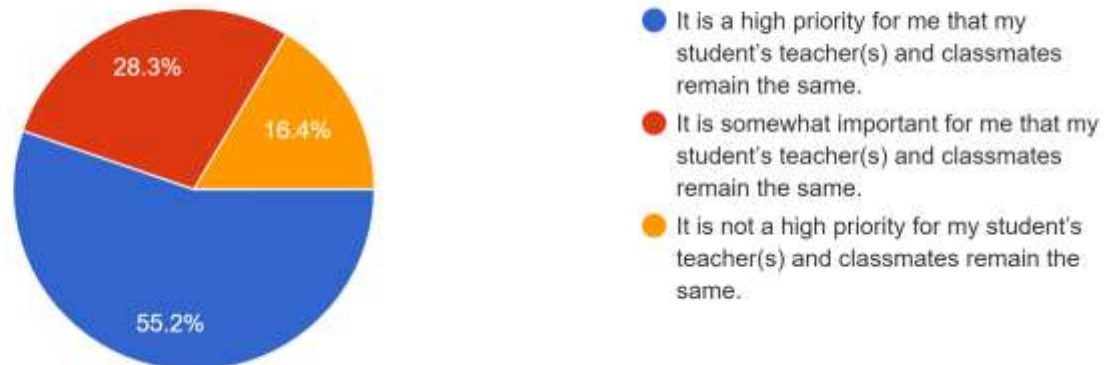


Appendix C: Secondary Parent Survey

3. Will your final decision as to whether you send your child to campus be made based on recommendations by the LA County Department of Health, personal considerations, or a combination?
2,002 responses

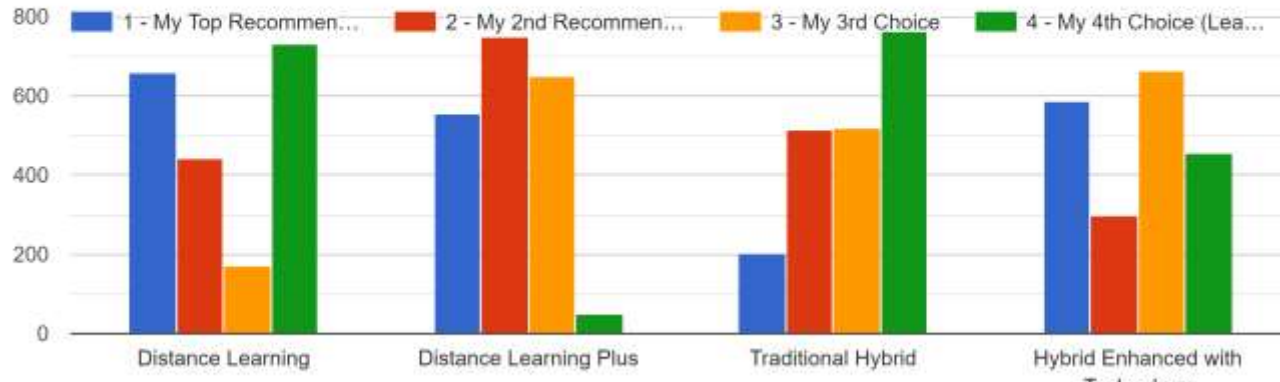


4. How do you feel about your student keeping the same teacher and classmates?
2,002 responses

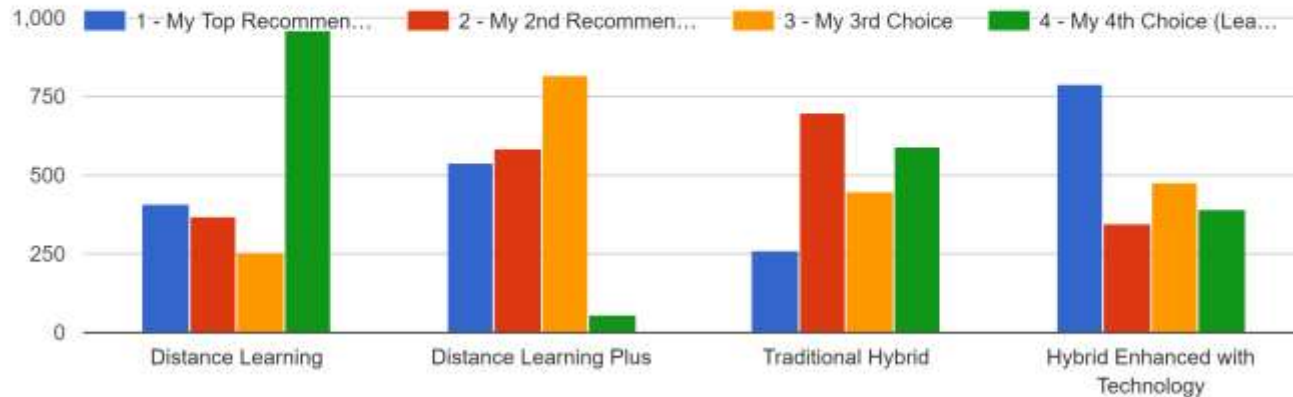


Appendix C: Secondary Parent Survey

5. If you knew that the majority of teachers wanted to stay in a distance learning model because they believed that would be the most consistent a... (Rank 1-4 with 1 being your top recommendation.)

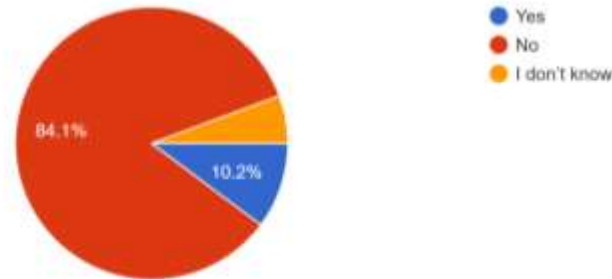


6. If you knew that distance learning negatively impacts our highest risk students what would your ranking be? (Rank 1-4 with 1 being your top recommendation.)

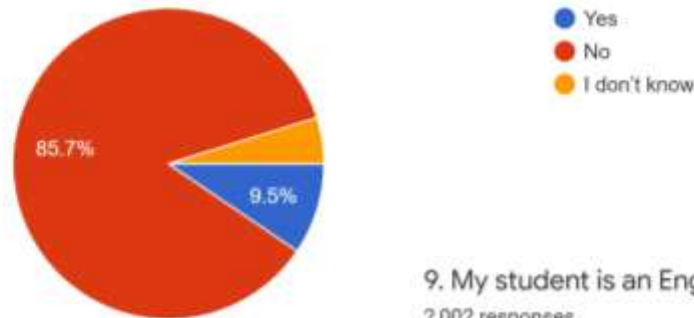


Appendix C: Secondary Parent Survey

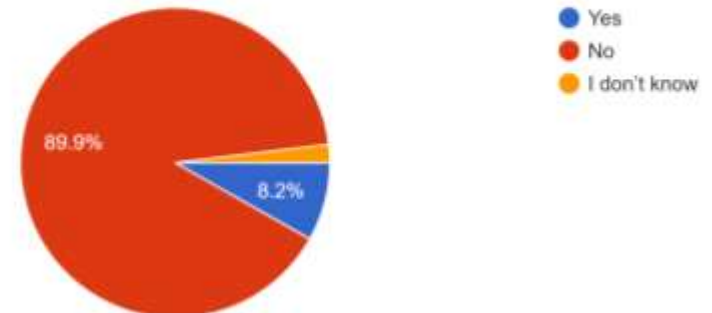
7. My student has an IEP (Individualized Education Plan):
2,002 responses



8. My student qualifies for free or reduced lunch:
2,002 responses



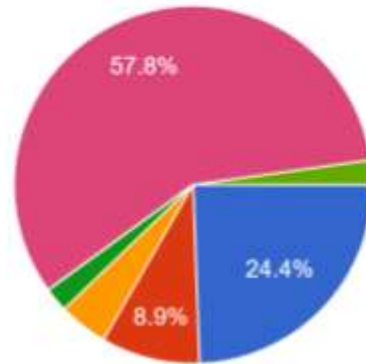
9. My student is an English learner:
2,002 responses



Appendix D: Spanish Secondary Parent Survey

Por favor, seleccione de la siguiente lista, la escuela a la que asiste su estudiante:

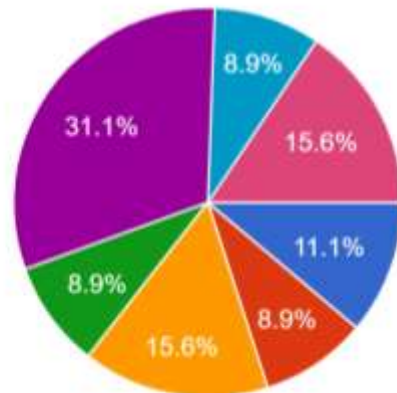
45 responses



- Escuela Intermedia John Adams
- Escuela Intermedia Lincoln
- Escuela Preparatoria Malibu
- Escuela Intermedia Maiibu
- Escuela Preparatoria Olympic
- Escuela Alternativa Santa Monica (SMASH)
- Escuela Preparatoria Santa Monica (Samohi)
- (Samohi) Trayecto de Aprendizaje bas...

Por favor, seleccione de la siguiente lista, el grado de su estudiante:

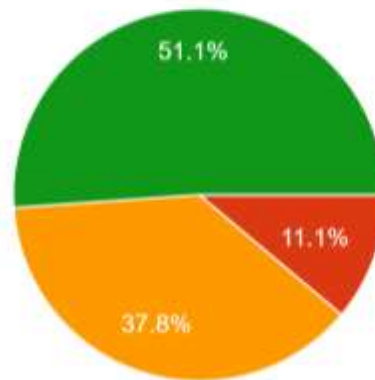
45 responses



- 6to
- 7mo
- 8vo
- 9no
- 10mo
- 11vo
- 12vo

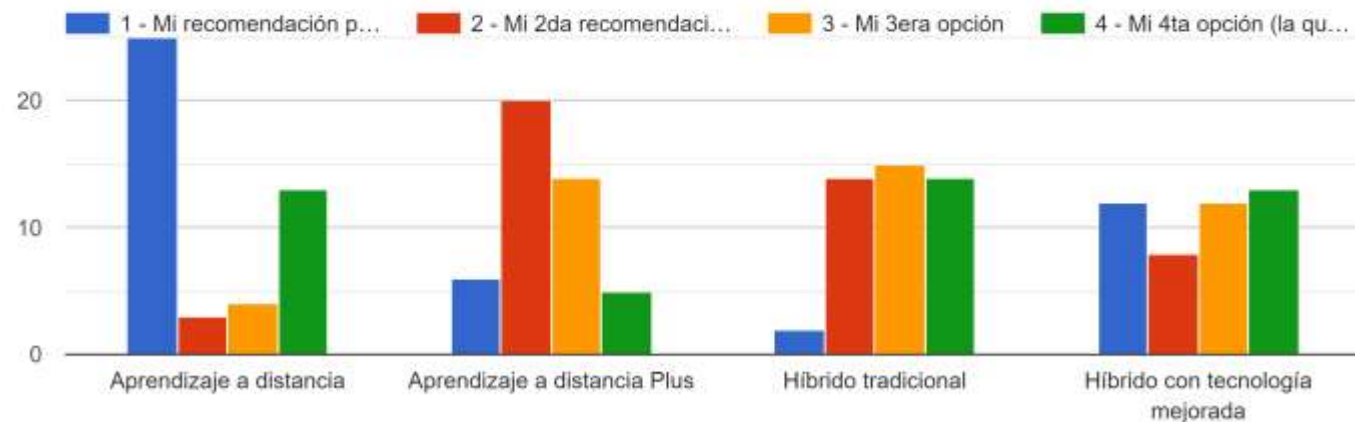
Appendix D: Spanish Secondary Parent Survey

¿Cuál es su prioridad más importante para su estudiante con respecto a la escuela?
45 responses



- Conexiones socioemocionales en el campus
- Mantener la conexión con los compañeros, el personal, y la comunidad escolar
- Continuidad del apoyo e instrucción académica
- Precauciones de salud y seguridad durante la pandemia
- Cuidado y supervisión de los niños

2. ¿Cuál modelo el distrito debería implementar cuando se permita reabrir en el nivel rojo? (Indique de 1-4 con el 1 siendo su recomendación principal)



Appendix D: Spanish Secondary Parent Survey

3. ¿Tomará su decisión definitiva con respecto a enviar a su hijo(a) al campus de acuerdo a las recomendaciones del Departamento de Salud del ...iones personales o a una combinación de ambas?
45 responses



4. ¿Cómo se siente con respecto a que su estudiante mantenga el mismo maestro(a) y a sus compañeros?
45 responses

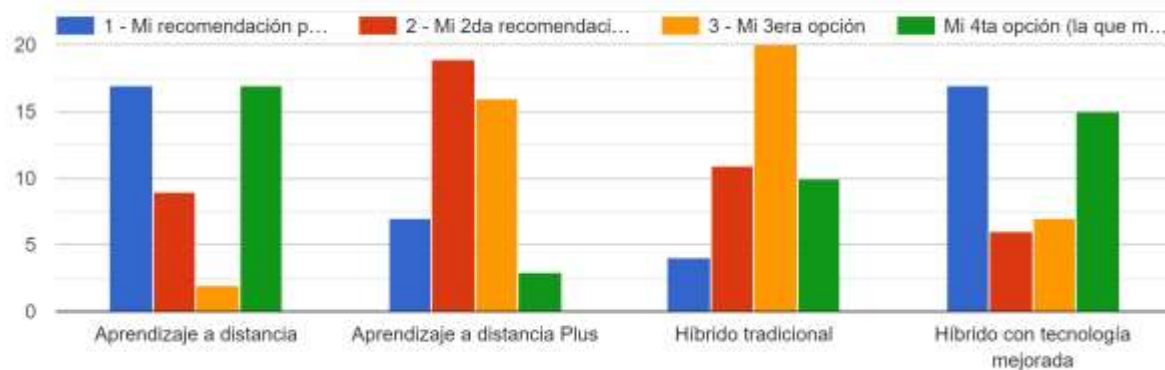


Appendix D: Spanish Secondary Parent Survey

5. Si usted supiera que la mayoría de los maestros quieren continuar con el modelo de aprendizaje a distancia ya que creen que sería la instrucción ... de 1-4 con el 1 siendo su recomendación principal)



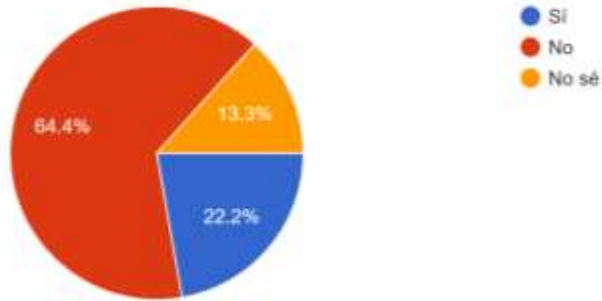
6. Si usted supiera que el aprendizaje a distancia afecta de manera negativa a nuestros estudiantes de más alto riesgo, ¿cuál sería su preferencia? (In... de 1-4 con el 1 siendo su recomendación principal)



Appendix D: Spanish Secondary Parent Survey

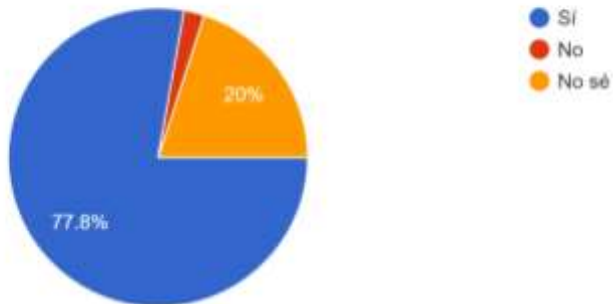
7. Mi estudiante tiene un plan IEP (Plan de educación individualizado):

45 responses



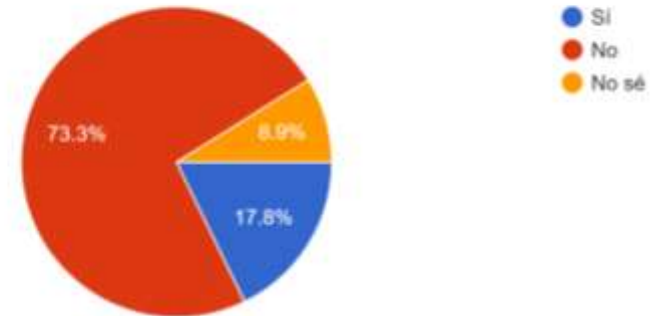
8. Mi estudiante califica para almuerzos gratis o de precio reducido:

45 responses



9. Mi estudiante es un aprendiz de inglés:

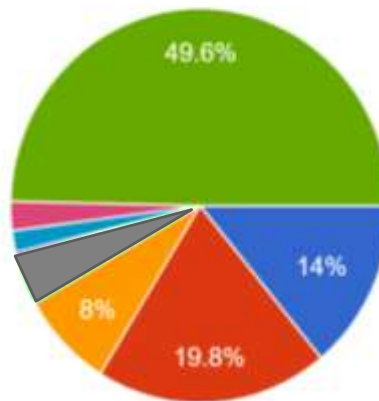
45 responses



Appendix E: Secondary Student Survey

Please select your school site:

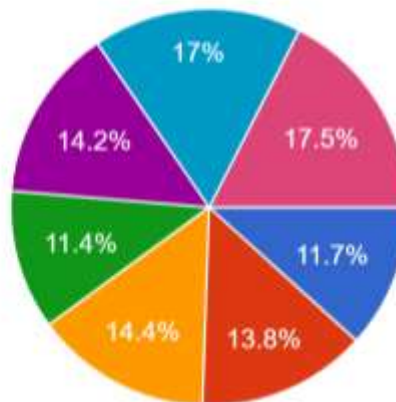
1,257 responses



- John Adams Middle School
- Lincoln Middle School
- Malibu High School
- Malibu Middle School
- Olympic High School
- Personalized Project-Based Learning Pathway (Samohi)
- Santa Monica Alternative School House
- Santa Monica High School (Samohi)

My Grade is

1,257 responses

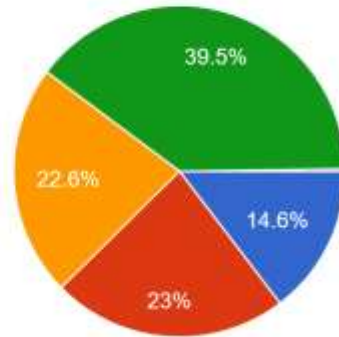


- 6th Grade
- 7th Grade
- 8th Grade
- 9th Grade
- 10th Grade
- 11th Grade
- 12th Grade

Appendix E: Secondary Student Survey

1. What is your main priority in regards to school?

1,257 responses



- Social-emotional connections on campus
- Maintaining connection to classmates, staff, and school community
- Continuity of academic support and instruction
- Health and safety precautions during the pandemic
- Childcare and supervision

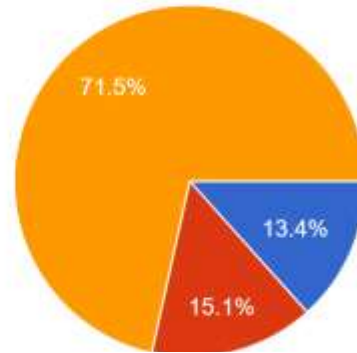
2. Which model should the district implement when it is permitted to reopen when in the red tier?
(Rank 1-4 with 1 being your top recommendation)



Appendix E: Secondary Student Survey

3. Will your final decision be made based on recommendations by the LA County Department of Health, personal considerations, or a combination?

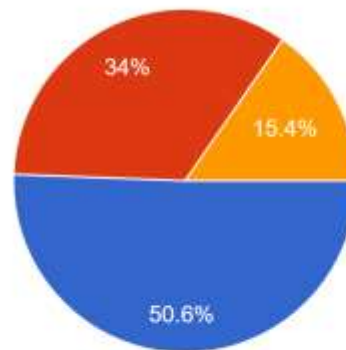
1,257 responses



- Recommendations by the LA County Department of Health
- Personal considerations
- Combination of both

4. If you knew that you might have a new teacher(s) and new classmates, what would your preferences be?

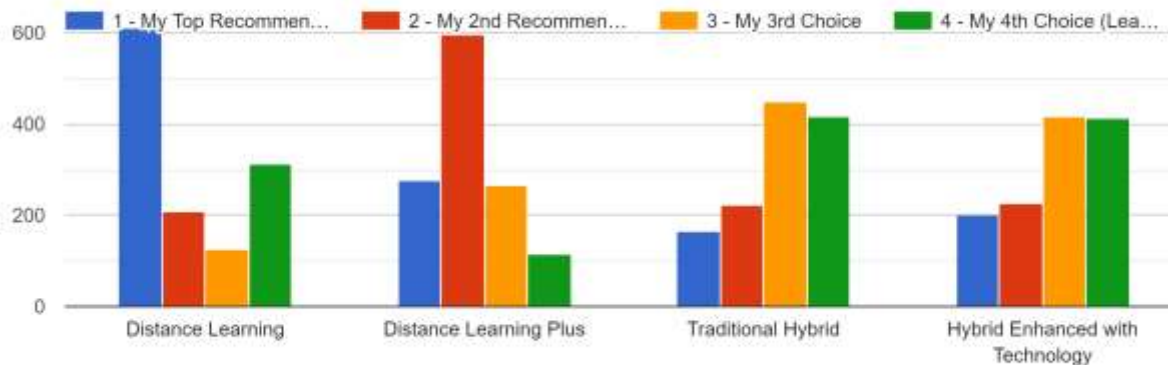
1,257 responses



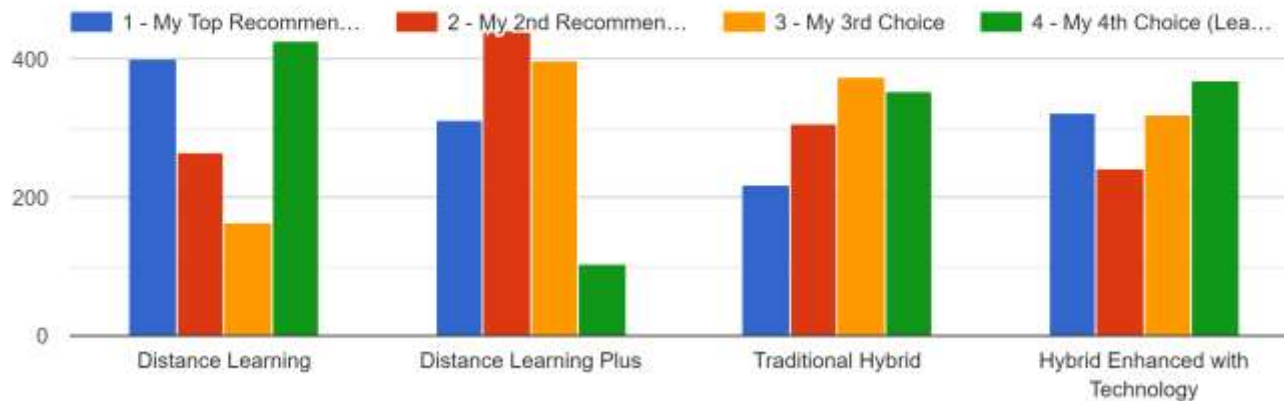
- It is a high priority for me that my teacher(s) and classmates remain the same.
- It is somewhat important for me that my teacher(s) and classmates remain the same.
- It is not a high priority for my teacher(s) and classmates remain the same.

Appendix E: Secondary Student Survey

5. If you knew that the majority of teachers wanted to stay in a distance learning model because they believed that would be the most consistent a... (Rank 1-4 with 1 being your top recommendation.)



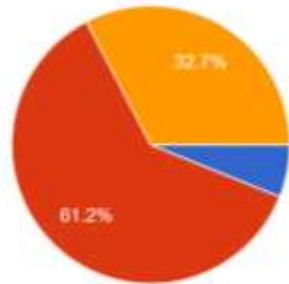
6. If you knew that distance learning negatively impacts our highest risk students what would your ranking be? (Rank 1-4 with 1 being your top recommendation.)



Appendix E: Secondary Student Survey

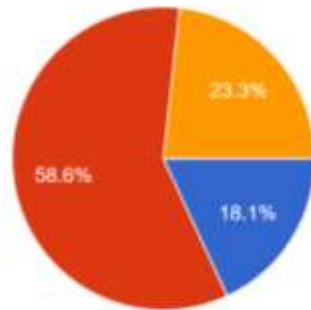
7. I have an IEP (Individualized Education Plan)

1,246 responses



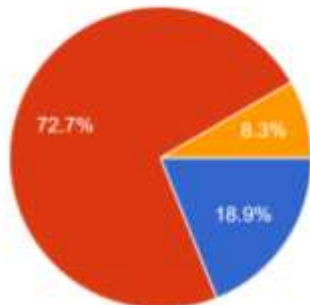
8. I qualify for free or reduced lunch

1,245 responses



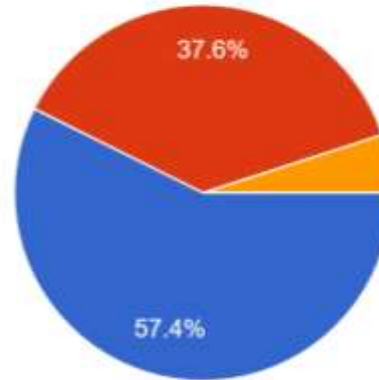
9. I am an English Learner.

1,247 responses



Appendix F: Staff Survey

My classification is:
861 responses

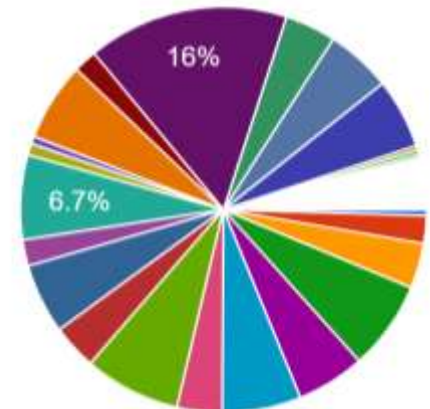


- Certificated
- Classified
- Management

Please select your school site / location:
861 responses

- Malibu Elementary School
- Malibu High School
- Malibu Middle School
- McKinley Elementary School
- Olympic High School
- Personalized Project-Based Learning...
- Roosevelt Elementary School
- Santa Monica Alternative School Hous...

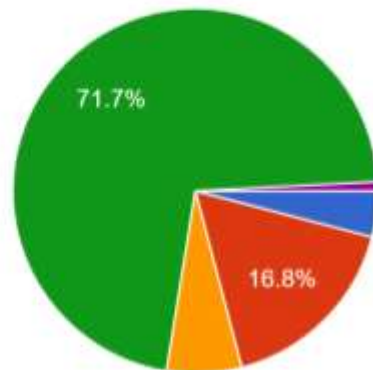
- Adult Education Center
- Child Development Services
- Edison Language Academy
- Franklin Elementary School
- Grant Elementary School
- John Adams Middle School
- John Muir Elementary School
- Lincoln Middle School
- Santa Monica High School (Samohl)
- Webster Elementary School
- Will Rogers Learning Community
- District Office or other non-school site...
- Roosevelt
- 4 sites
- Substitute
- Theater operations



Appendix F: Staff Survey

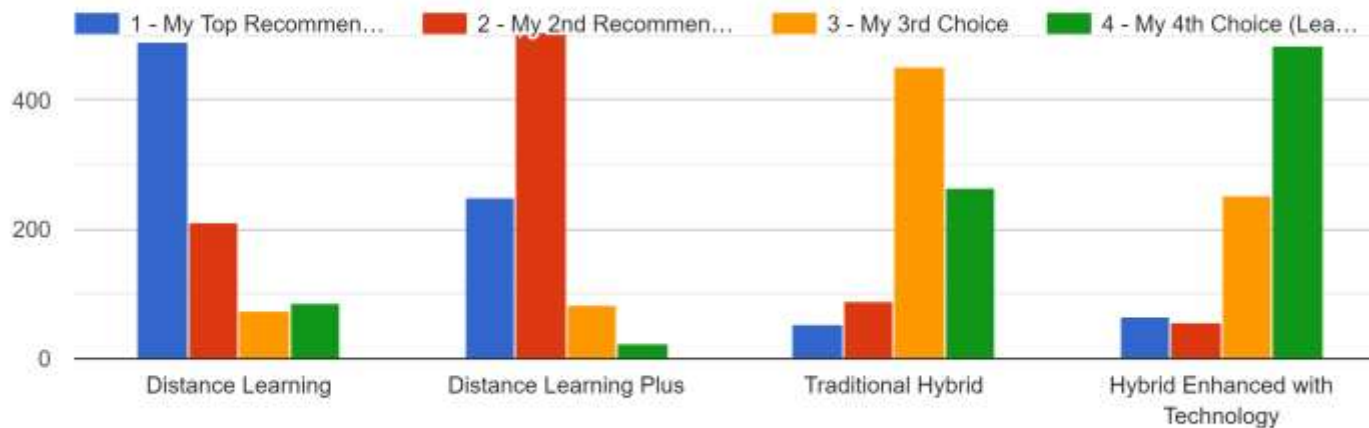
1. What is your top priority with regards to returning school?

861 responses



- Social-emotional connections on campus for students
- Maintaining connection to classmates, staff, and school community / social-emotional wellbeing / continuity of academic support and instruction
- Continuity of academic support and instruction
- Health and safety precautions
- Childcare and supervision

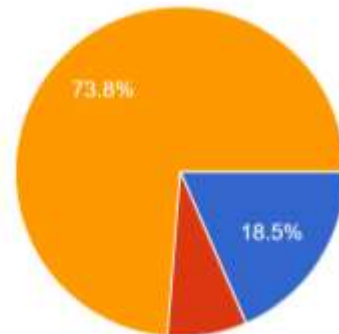
2. Which model should the district implement when it is permitted to reopen when in the red tier?
(Rank 1-4 with 1 being your top recommendation)



Appendix F: Staff Survey

3. Will your final decision be made based on recommendations by the LA County Department of Health, personal considerations, or a combination?

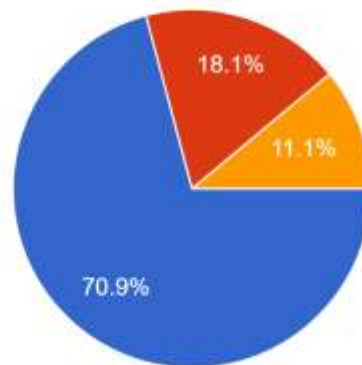
861 responses



- Recommendations by the LA County Department of Health
- Personal considerations
- Combination of both

4. If you are a teacher and knew you might have new students, what would your preferences be?

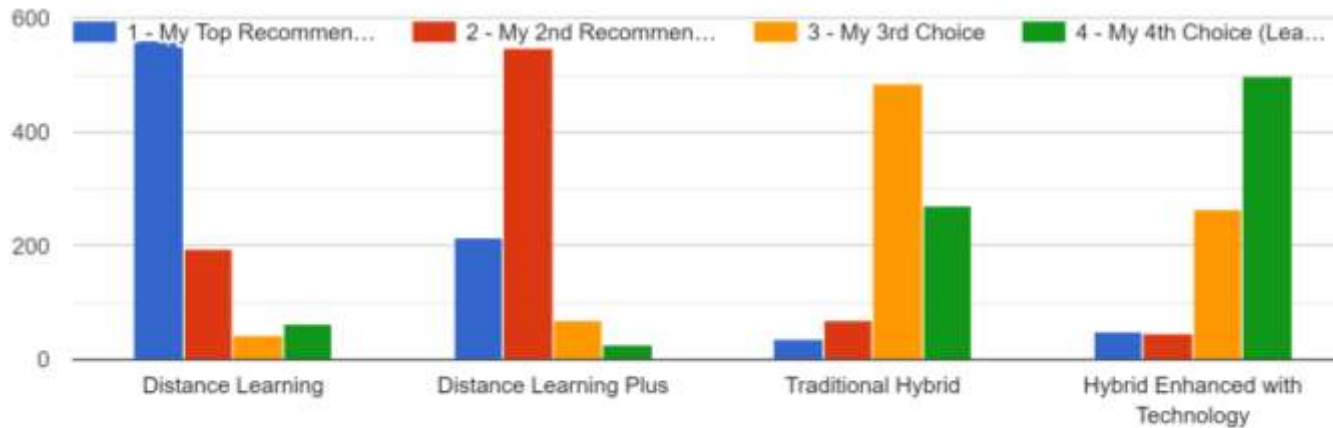
669 responses



- It is a high priority for me that my students remain the same
- It is somewhat important that my students remain the same.
- It is not a high priority that my students remain the same.

Appendix F: Staff Survey

5. If you knew that the majority of teachers wanted to stay in a distance learning model because they believed that would be the most consistent a... (Rank 1-4 with 1 being your top recommendation.)



6. If you knew that distance learning negatively impacts our highest risk students what would your ranking be? (Rank 1-4 with 1 being your top recommendation.)

