

State Board of Education Meeting: 21-22 Read to Achieve Accountability State Level Summary

Amy Rhyne, Ed.S
Director, Office of Early Learning



NC Read to Achieve Assessment Reporting Timeline

- 2018-19 Tests Administered, Accountability Results Reported
- 2019-20 Tests Waived, Accountability Waived
- 2020-21 Tests Administered, Accountability Waived
- 2021-22 Tests Administered, Accountability Results Reported



NC Read to Achieve Formative Diagnostic Reading Assessment

- 2018-19 - Amplify - Text Reading Comprehension
- 2019-20 - I-Station
- 2020-21 - Multi-Vendor (5)
- 2021-22 - Amplify - DIBELS 8*

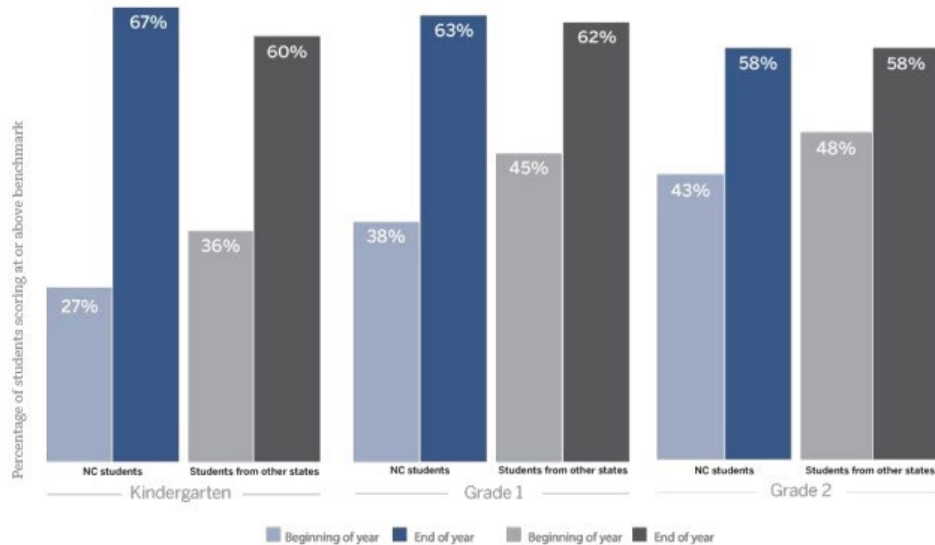


2021-22 Amplify DIBELS 8 Formative Reading Diagnostic Assessment

2021-22 NC Compared to Other States Across the Nation - Grade Level Comparison

North Carolina's literacy growth outpaces students at every grade level in K-2

Amplify reported significant **increases in proficiency at every level in grades K-2** by the end of the year, as measured by mCLASS® with DIBELS® 8th Edition benchmark data. For 21-22, the national mCLASS® with DIBELS® 8th Edition user base including a data set representing all 50 states.



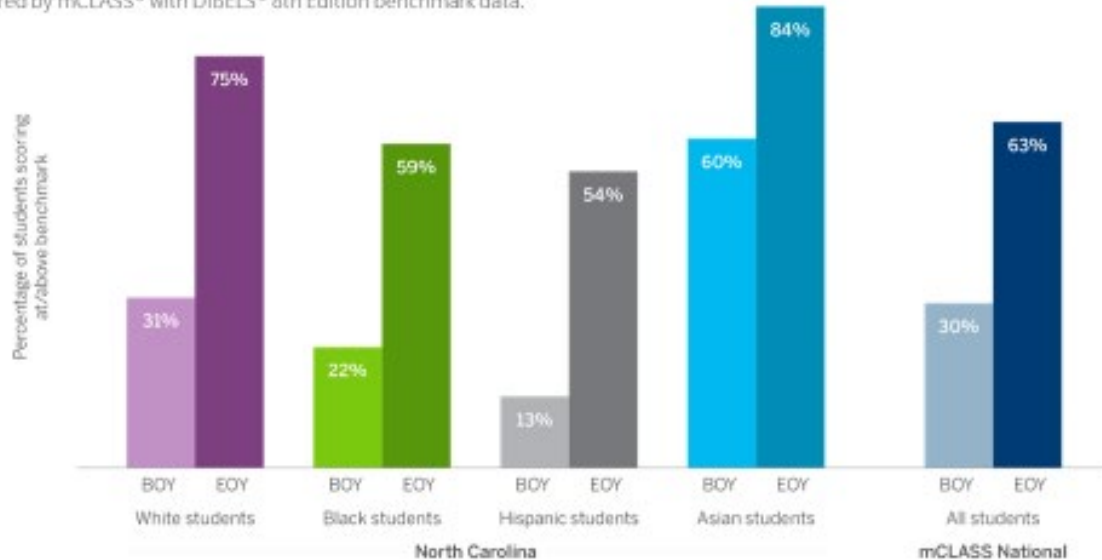
Amplify.



2021-22 Amplify: NC Subgroups Kindergarten BOY to EOY

North Carolina's kindergarten increase in proficiency across all demographics.

Amplify reported significant increases in proficiency for students in grades K-2 of all demographics by the end of the year, as measured by mCLASS® with DIBELS® 8th Edition benchmark data.



Amplify.

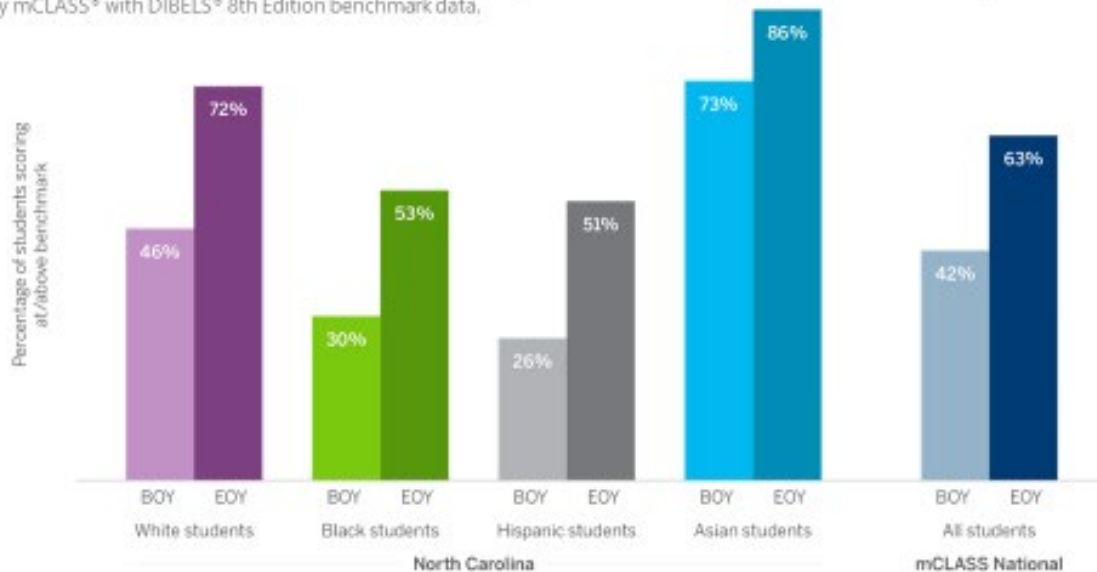


2021-22 Amplify: NC Subgroups

Grade 1 BOY to EOY

North Carolina's grade 1 increase in proficiency across all demographics.

Amplify reported significant increases in proficiency for students in grades K-2 of all demographics by the end of the year, as measured by mCLASS® with DIBELS® 8th Edition benchmark data.



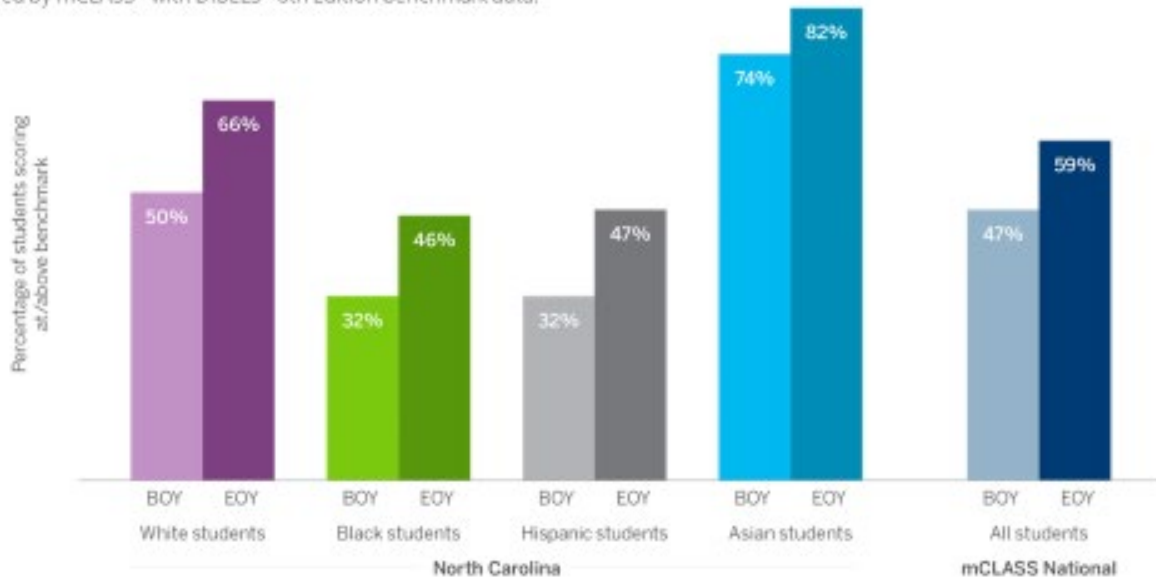
Amplify.



2021-22 Amplify: NC Subgroups Grade 2 BOY to EOY

North Carolina's grade 2 increase in proficiency across all demographics.

Amplify reported significant increases in proficiency for students in grades K-2 of all demographics by the end of the year, as measured by mCLASS® with DIBELS® 8th Edition benchmark data.



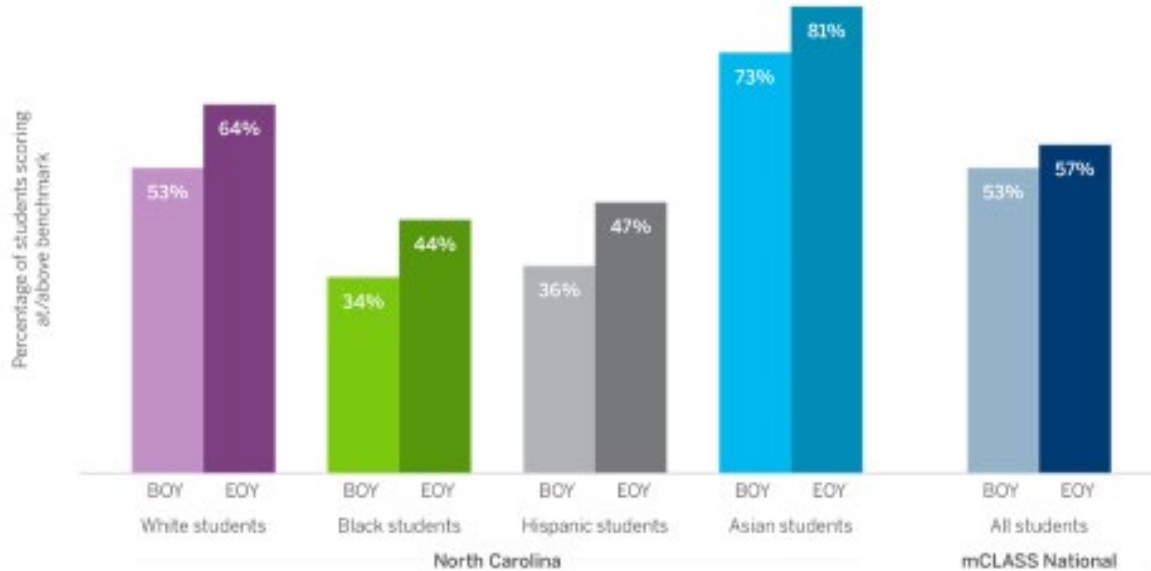
Amplify.



2021-22 Amplify: NC Subgroups Grade 3 BOY to EOY

North Carolina's grade 3 increase in proficiency across all demographics.

Amplify reported significant increases in proficiency for students in grades K-2 of all demographics by the end of the year, as measured by mCLASS[®] with DIBELS[®] 8th Edition benchmark data.



Amplify.



2021-22 NC Early Literacy Program Requirements

2021-22 NC Early Literacy Program Requirements

- Participation rates of NC Pre-K educators and administrators in the third-party independent teacher training program.

Cohort 1	901
Cohort 2	804
Cohort 3	1498
Total	3,203

2021-22 NC Early Literacy Program Requirements

- Examples of age-appropriate resources integrated into the NC Pre-K program.

[Read to Achieve Implementation Guide](#)

[LETRS Implementation Guide](#)

[Office of Early Learning Website](#)

[Digital Children's Reading Initiative](#)

2021-22 NC Early Literacy Program Requirements

- The formative assessment provided to children at the end of their participation in the NC Pre-K program, including the number and percentage of
 - students who demonstrate kindergarten readiness and
 - students who do not demonstrate kindergarten readiness

2021-22 NC Pre-K End of Year Proficiency

Teaching Strategies Gold Domains	Below Benchmark	Meets Benchmark	Exceeds Benchmark	Meets/Exceeds Benchmark
Language	14.9%	66.4%	18.7%	85.1%
Literacy	11.3%	75.4%	13.3%	88.7%
Cognitive	14.9%	71.4%	13.7%	85.1%
Mathematics	20.5%	64.3%	15.2%	79.5%
Social- Emotional	12%	57.4%	30.6%	88%
Physical	7.6%	67.2%	25.3%	92.4%



Considerations

- Data collected and governed across multiple agencies
- Readiness is measured by Teaching Strategies GOLD®
Observation-based formative assessment tool
Focused on 6 areas of learning and development - whole child
- The GOLD® literacy component does not adequately assess discrete early literacy skills supported by the Science of Reading
- Consider supplementing with a literacy screener and progress monitoring tool



2021-22 NC LETRS Professional Growth

2021-22 NC LETRS Cohort 1 LETRS Professional Growth Report

Pre-Test	59%
Post-Test	87%

Unit 1	The Challenge of Learning to Reading	92%
Unit 2	The Speech Sounds of English	93%
Unit 3	Teaching Phonics, Word Recognition, and Spelling	92%
Unit 4	Advanced Decoding, Spelling, and Word Recognition	94%



2021-22 NC Literacy Intervention Plans

2021-22 NC Literacy Intervention Plans

North Carolina Literacy Interventions Best Practices

1. Screen all students for potential reading problems.
2. Provide differentiated core reading instruction for all students.
3. Provide systematic supplemental support (tier 2) for students who require intervention based on data decision rules.
4. Provide intensive support (tier 3) for students who demonstrate minimal progress with supplemental support.
5. Monitor the progress of students receiving supplemental and intensive support regularly.



2021-22 NC Read to Achieve Website Reporting

2021-22 NC Read to Achieve Website Posting Completion

Local Education Agency (LEA) Completion	100%
Charter School Completion	99%



2021-22 NC Read to Achieve Summative Proficiency Reports

2021-22 NC Read to Achieve Grades 1-2 District Proficiency Report

	2018-19	2020-21	2021-22
Grade 1	71%	38%	63%
Grade 2	78%	43%	57%

2021-22 NC Read to Achieve Grade 3 District Proficiency Report

	2018-19	2020-21	2021-22
Grade 3 Beginning of Grade, End of Grade, Read to Achieve, Retake	57%	43%	47%
Grade 3 Pathways/Good Cause Exemption	51%	37%	41%

2021 NC Read to Achieve Beginning of Grade, End of Grade, Retest Grade 3 Subgroup Proficiency Report

All	47%	Female	46%
American Indian	30%	Hispanic	30%
Asian	62%	Male	42%
Black	27%	Students with Disability	17%
Economically Disadvantaged	28%	Two/More	45%
English Learner	18%	White	58%

2021 NC Read to Achieve Alternative Pathways Grade 3 Subgroup Proficiency Report

All	15%	Female	15%
American Indian	22%	Hispanic	12%
Asian	15%	Male	15%
Black	17%	Students with Disability	10%
Economically Disadvantaged	15%	Two/More	17%
English Learner	10%	White	14%

2021-22 NC Read to Achieve Reading Camp Proficiency Report

Grade Level	Proficient
Grade 1*	9%
Grade 2	8%
Grade 3	15%

Questions

