

# SBE Strategic Dashboard Monitoring Tool Work Session



Maria Pitre-Martin, Director, NC State Board of Education  
Jeni Corn, Director of Research and Evaluation, Office of  
Learning Recovery, NCDPI  
Dan Cohen-Vogel, Consultant, SBE

# Session Agenda

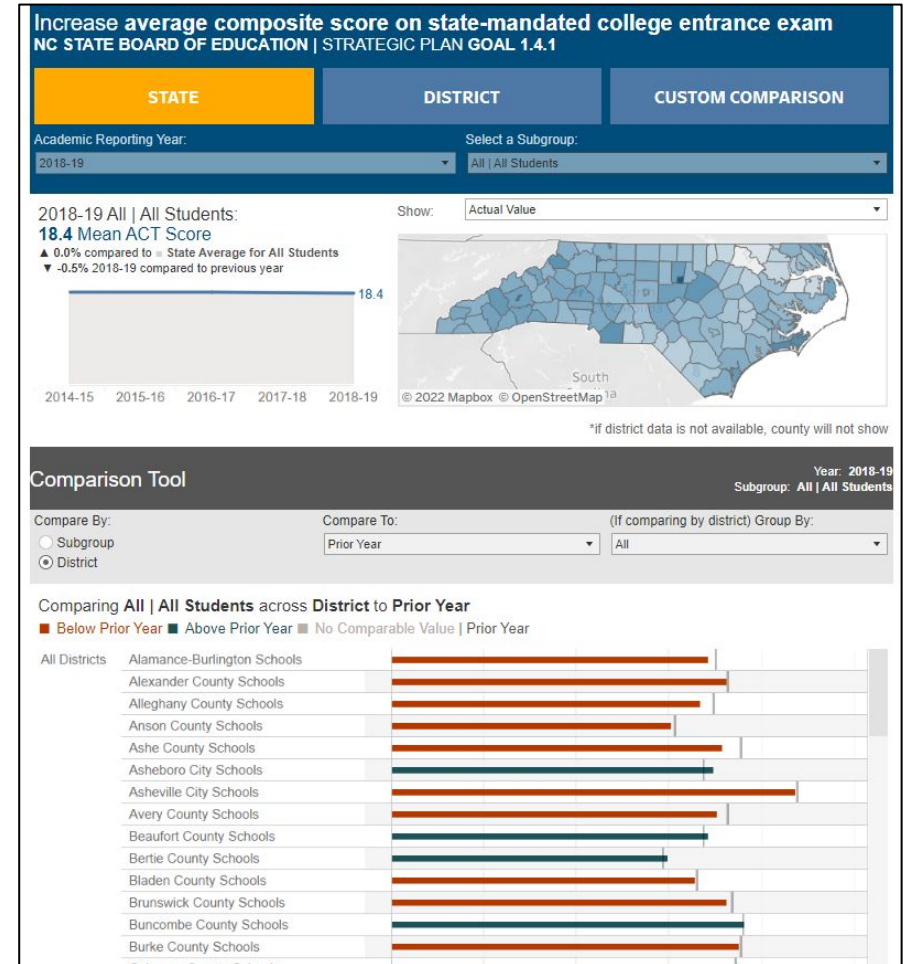
---

- Overview of “Phase I” dashboards
  - Demo of two examples
  - Small group discussions
- Overview of “Phase II” dashboards in development
  - Demo of samples and description of new data sources
  - Small group discussions



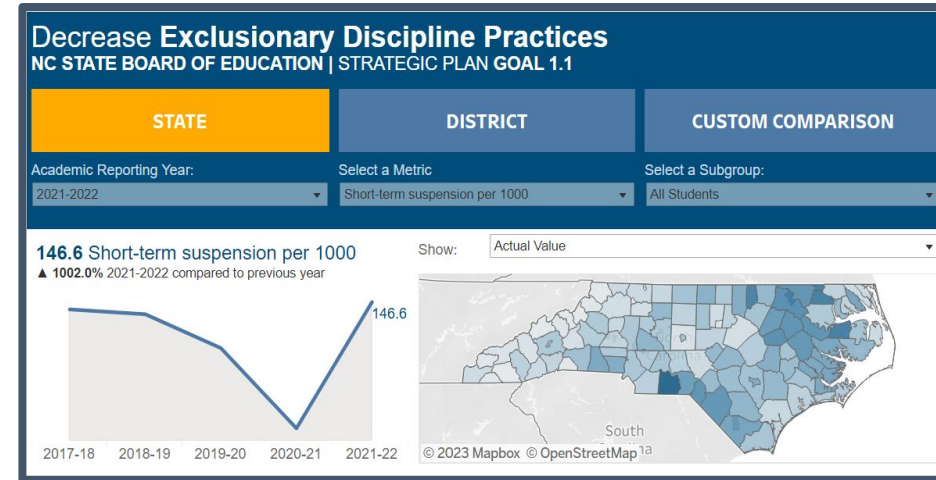
# SBE Dashboards: Overview of Phase I

- Grounded in SBE Strategic Plan
- Purpose: inform state and district policy, monitor progress
- Data from public sources, to reflect Strategic Plan objectives

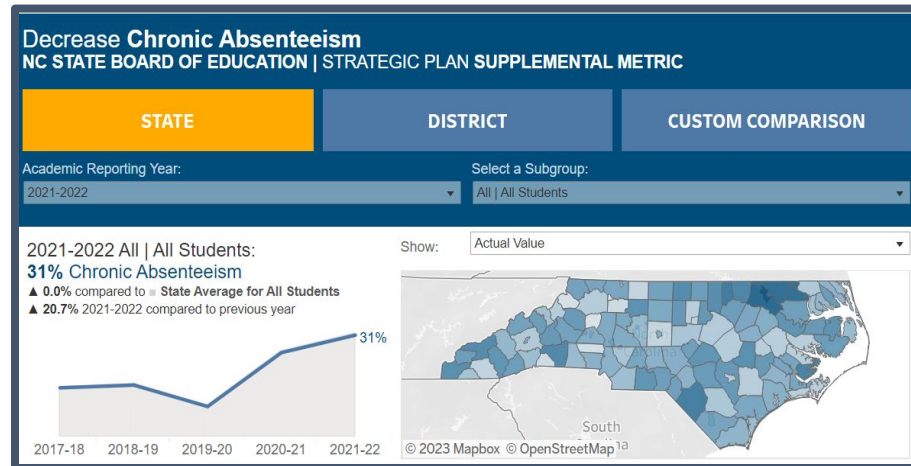


# SBE Dashboards: Demo of High-Interest Metrics

## Exclusionary Discipline →



## ← Chronic Absenteeism



# Small Group Assignments

---

- Eric Davis, Alan Duncan, Catherine Truitt, Alex Granados
- Mark Robinson, Amy White, Marcela Villasuso Venegas, Jerry Oates, Tabari Wallace
- Dale Folwell, Donna Tipton-Rogers, Blair Rhoades
- John Blackburn, Elena Ashburn, Alexis Schauss, Vanessa Wrenn
- Jill Camnitz, Leah Carper, Michael Maher
- James Ford, Henry Mercer, Lily Seymour, Ron Dixon, Lynne Barbour
- Wendell Hall, Eugenia Floyd, Shelby Armentrout, Julie Pittman
- Reginald Kenan, Valerie Bridges, Kristie Van Auken
- Olivia Oxendine, Patrick Greene, Derrick Jordan



# SBE Dashboards: Demo of High-Interest Metrics



**Small group work time: ~15 minutes**

**Explore** state-level data by selecting a metric of interest and a comparison tool.

## **Discuss**

- What is most surprising?
- What additional questions do these trends generate?
- What are key levers of change (i.e., policy, advocacy, legislation) or evidenced-based interventions to address issues raised based on this data?

**Share** out to the larger group



# SBE Dashboards: Phase II Summary

---

- Proposed revisions approved by SBE (March 2023)
- Building dashboards for quantifiable objectives
- Internal working group of NCDPI leaders to build consensus
  - Use available data sources
  - Minimize burden on DPI staff
  - Breakdown by student and educator groups where feasible
- Development is underway





# SBE Dashboards: DPI Expertise and Engagement

DPI Leaders	Data Source
Martin/Montanari	NC Teacher Working Conditions Survey**
Tomberlin/Baxter/Sioberg	EPP Dashboard; State of the Teaching Report
Hudgens/Hoskins	Annual Public Report for Students with Disabilities
Essick/Spell	Youth Risk Behavior Survey
Dulaney/Corn	National Student Clearinghouse**
Baquero	Annual Charter School Report
Michael/Cross	CTE Concentrators; Participation
Coltrane/Lake	Participation CIHS; CCP; AP; IB
Townsend	Federal Programs Low Performing Schools Support Plan
Harvey	School Nutrition School Participation Records





# SBE Dashboards: Phase II Demo




***Draft*** Component 1.1.1: Implement interventions to support positive student behaviors.

**Data Source** NC Teacher Working Conditions survey



# SBE Dashboards: Positive Student Behavior

## NC Teacher Working Conditions Survey



This biannual survey collects the anonymous voices of educators across North Carolina to determine strengths and improvement opportunities in schools and districts.

All teachers, licensed school-based educators (teachers, administrators, media coordinators, counselors, etc.), and part-time, licensed school-based educators may participate in the biannual survey.



# SBE Dashboards: Positive Student Behavior

## NC Teacher Working Conditions Survey

- Student Conduct
- Teacher Leadership
- School Leadership
- Equity



- School Type (ES, MS, HS)
- School Characteristics

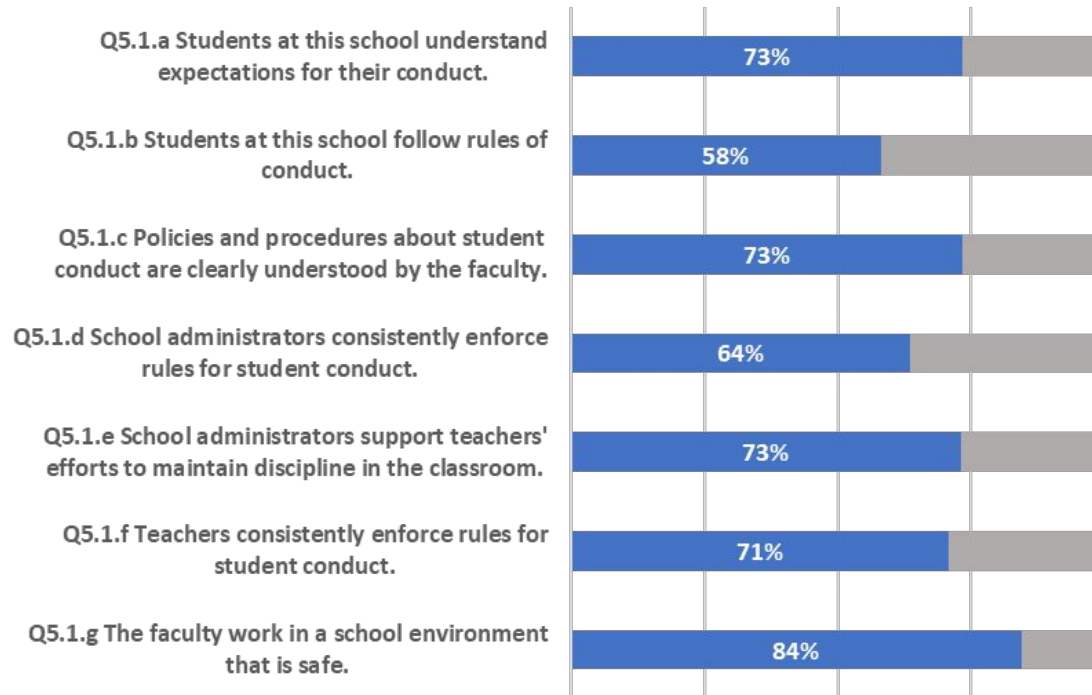


- Statewide & District
- Bi-Annual Trends 2016-2022



# SBE Dashboards: Positive Student Behavior

## NC Teacher Working Conditions Survey



- Visualization options
- Information needs



# SBE Dashboards: Positive Student Behavior



## Activity

- View examples
- Discuss purposes and information needs

## Discussion Questions

- What policies or goals do these survey data inform?
- What level of detail is valuable to you (the SBE)?
- What framing of this information is interesting to you (the SBE)?



# SBE Dashboards: Phase II Demo



***Draft*** Objective 1.5: Increase postsecondary enrollment and/or enlistment

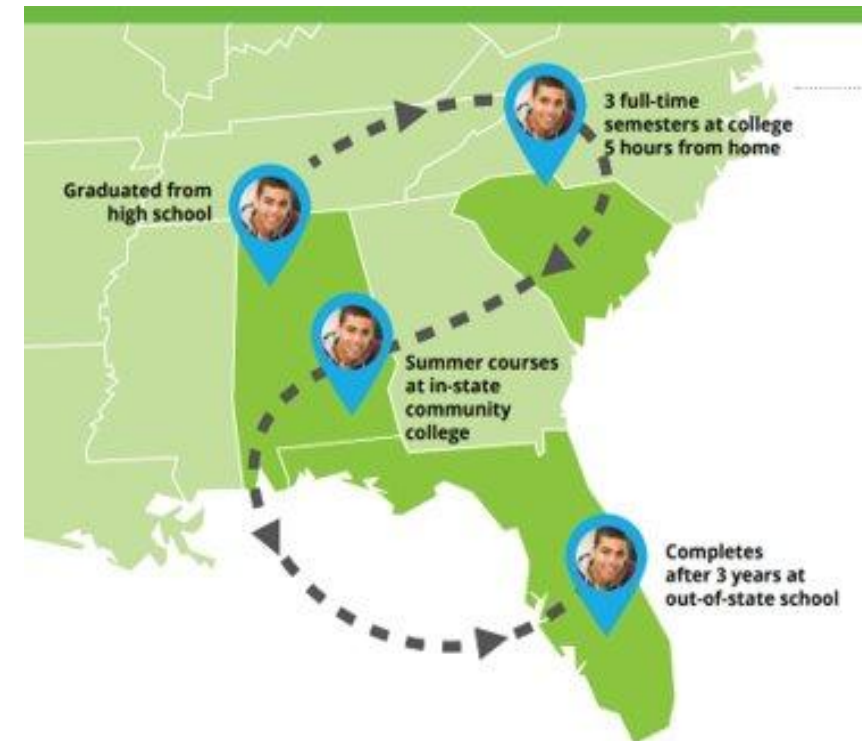
**Data Source** NC National Student Clearinghouse



# SBE Dashboards: National Student Clearinghouse

**Provides access to our graduates' postsecondary behavior with verified enrollment and degree data**

- How many of your students enroll in a postsecondary institution? When?
- Where do they attend across the country?
- Who persists? And for how long?
- What is their major?
- When do they graduate? With what degree?



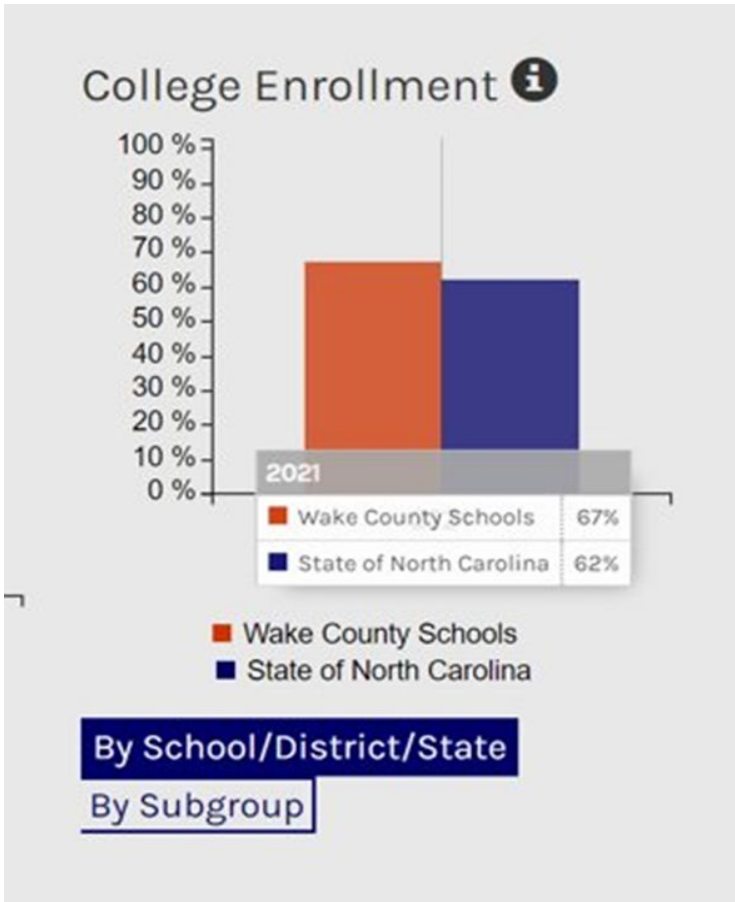


# SBE Dashboards: National Student Clearinghouse



## Considerations for Use

- Use also on [NC School Report Card](#) for "College Enrollment"
- Visualization options
- Information needs



# SBE Dashboards: Postsecondary Enrollment

## National Student Clearinghouse data

- 2 or 4-year
- Private or public
- In-state or out of state

+

- Demographics
- School Type

+

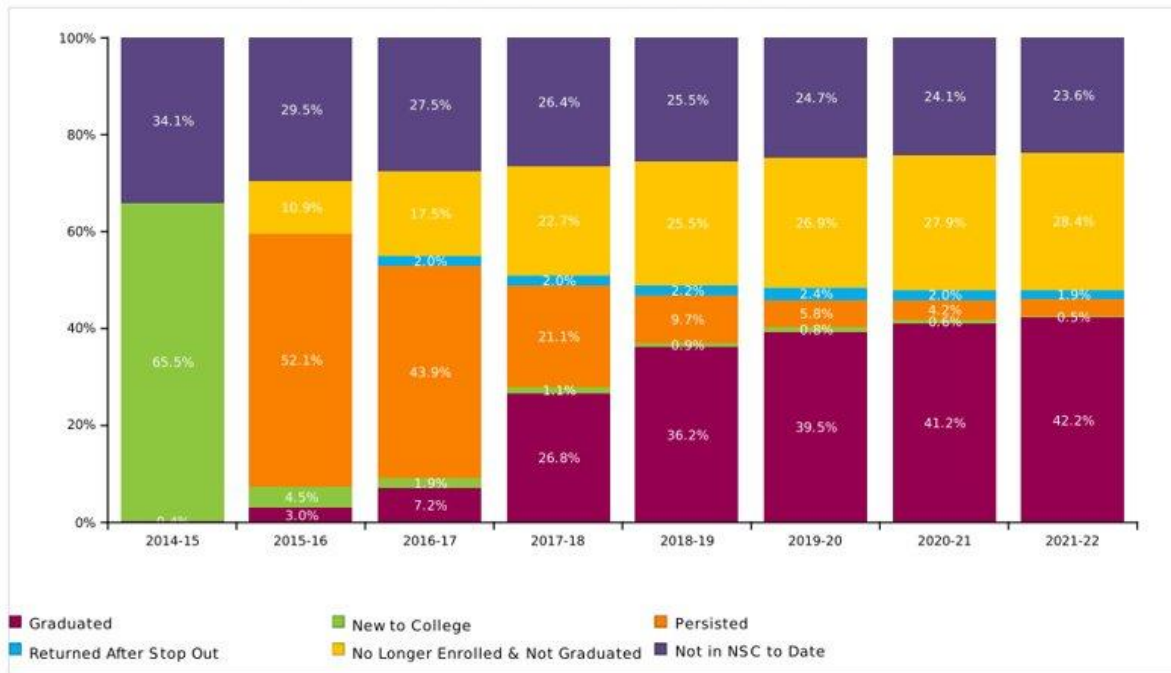
- Statewide, PSU
- Annual Trends 2014-2022



# SBE Dashboards: Postsecondary Enrollment

## National Student Clearinghouse - [Report excerpt](#)

Class of 2014 Postsecondary Enrollment and Progress



Percent of Students Enrolled in College the Fall Immediately After High School by Institutional Type  
Effective Date = December 5, 2022



# SBE Dashboards: Postsecondary Enrollment

## Report excerpt

### Activity

- Discuss questions with a small group
- Share out

### Discussion Questions

- What dimensions of graduates' postsecondary participation and success are most important to the State Board?
- What additional questions do postsecondary participation and success data raise for you?
- What are key levers of change (i.e., policy, advocacy, legislation) or evidenced-based interventions to address issues you raised?



# Other NC Ed-Relevant Dashboards



- [NCDPI Accountability Dashboard \\*NEW\\*](#)
- [NCDPI Annual Public Report for Students with Disabilities](#)
- [NCDPI EPP Performance Dashboard](#)
- [NCDPI FBS Allotment and Expenditure Data Visualization](#)
- [NC School Report Cards](#)
- [NC Teacher Working Conditions](#)
- [NCCCS Dashboards](#)
- [UNC Data Dashboards](#)
- [NC Tower](#)
- [NC Early Childhood Dashboard](#)
- [NCACC Map Book](#)
- [myFutureNC Dashboard and County Profiles](#)
- [NC Chamber Education Index](#)
- [NCPRO Dashboard](#)
- [Best NC Facts and Figures](#)

