



***MVR-III***




**Meramec Valley R-III School District**



# Report Card

## 2022-23

# ENROLLMENT

	2019	2020	2021	2022
<b>TOTAL</b>	2,993	2,909	2,889	 2,911
<b>BLACK</b>	1.6%	1.6%	1.5%	1.2%
<b>HISPANIC</b>	3.9%	4.1%	4.5%	4.4%
<b>WHITE</b>	89.7%	89.6%	87.3%	87.7%
<b>MULTI-RACE</b>	3.5%	3.5%	4.9%	5.5%
<b>FREE/REDUCED</b>	49.2%	48.5%	40.5%	 40.6%
<b>FEMALE</b>	49.5%	48.6%	48.6%	48.5%
<b>MALE</b>	50.5%	51.4%	51.4%	51.5%
<b>PRESCHOOL ENROLLMENT</b>	136	170	137	 156

# GRADUATION RATE

## Meramec Valley R-III (036126)

Grade Span: PK-12

**91.1%**

Total Graduation Rate  
2021-22

**205**

Total Graduates  
2021-22

## State of Missouri

Grade Span: PK-12

**89.7%**

Total Graduation Rate  
2021-22

**59,600**

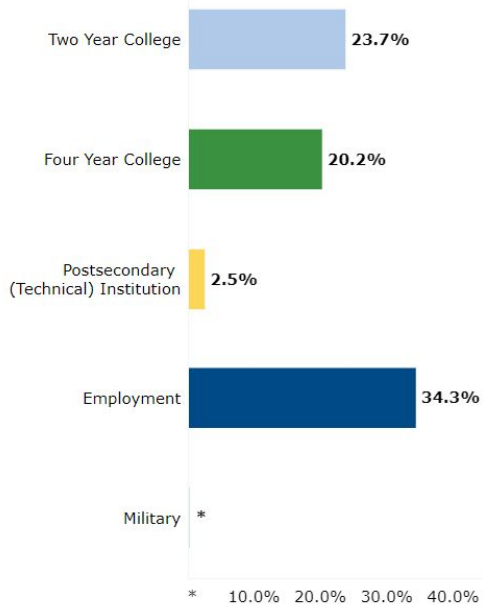
Total Graduates  
2021-22



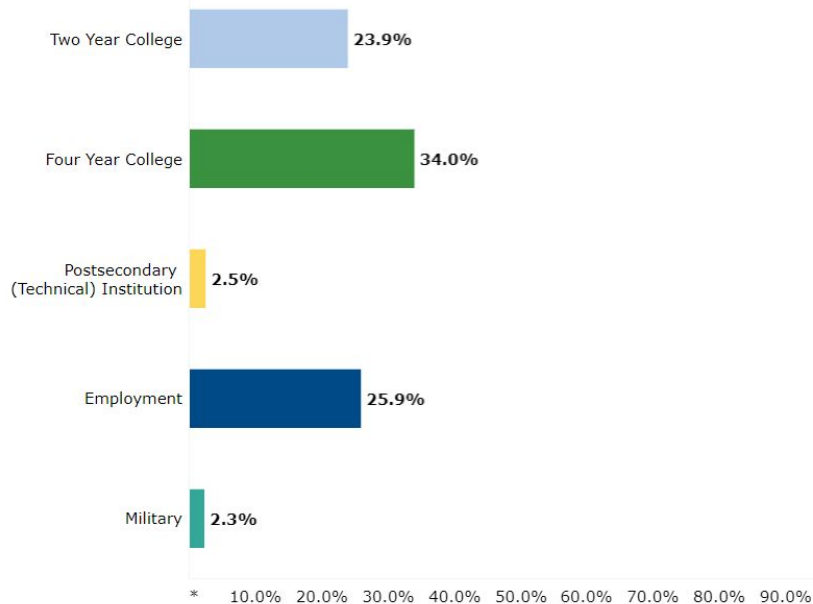
**1.4% Above the State**

# COLLEGE & CAREER READINESS

Where Our Graduates Go (District/Charter)



Where Our Graduates Go (State)

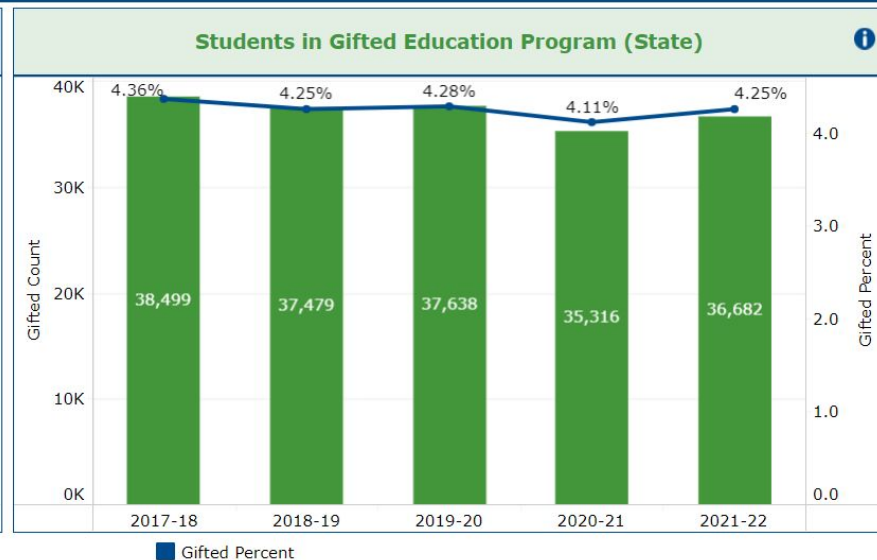
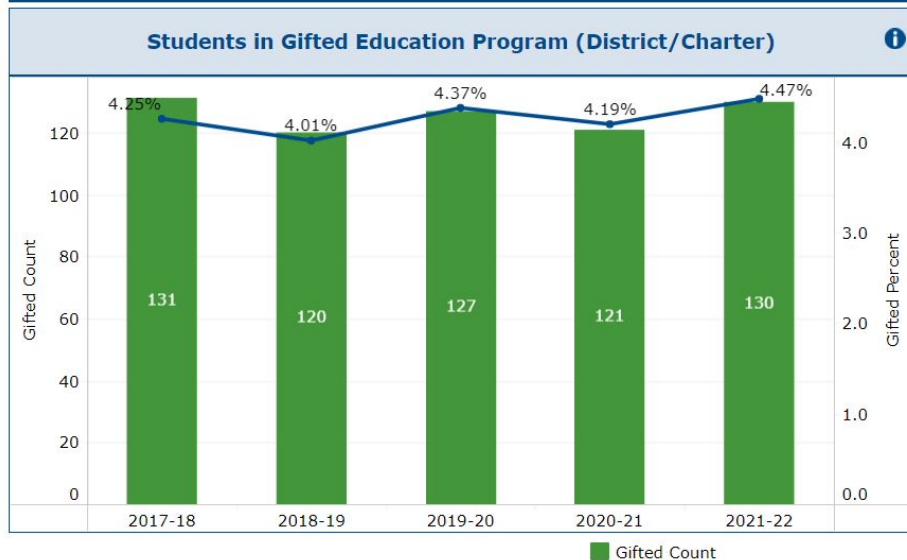


**46.4% College/Postsecondary (Technical) Bound**

**34.3% Career Bound**

# GIFTED EDUCATION

## Gifted



**0.22% Above the State**

# PROPORTIONAL ATTENDANCE

## Proportional Attendance Rate

**72.9%**

Total Proportional Attendance Rate  
2021-22

Proportional Attendance Rate (District/Charter)



**76.2%**

Total Proportional Attendance Rate  
2021-22

Proportional Attendance Rate (State)



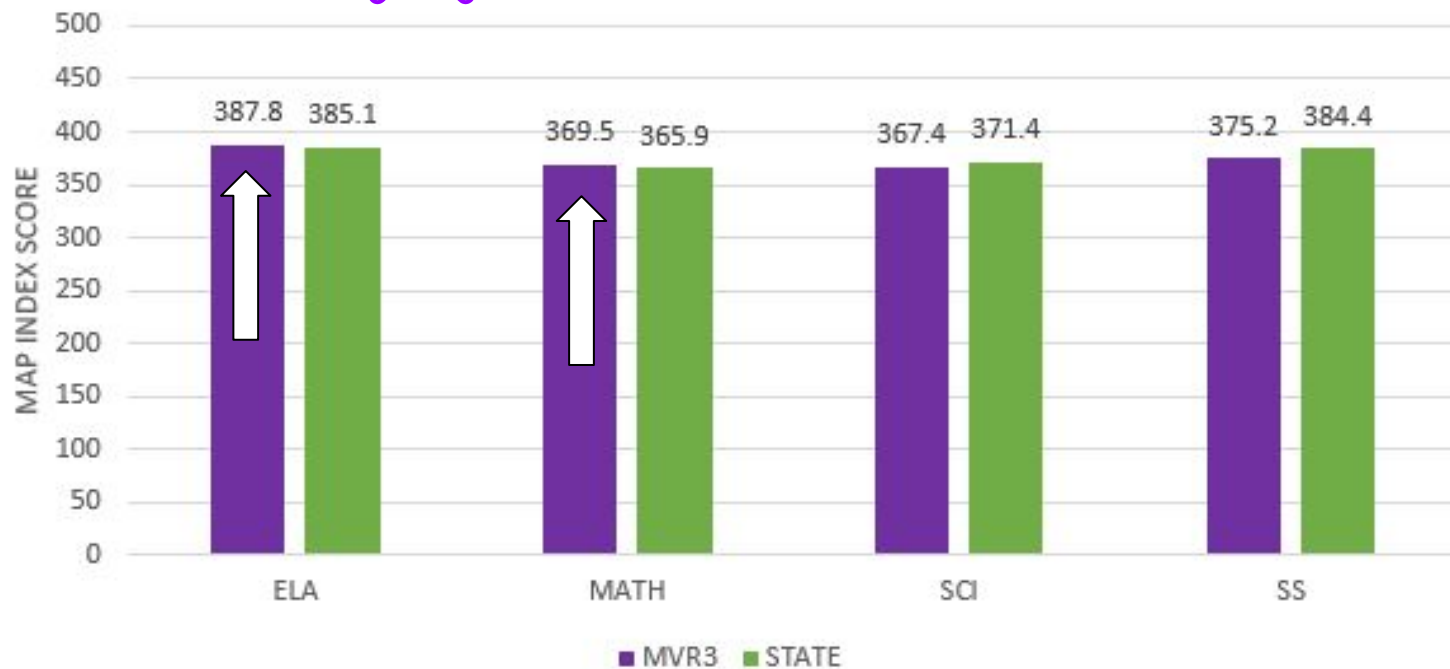
Proportional attendance, **calculates each individual student's attendance**. The target for each student is 90% attendance. Each school district is required to have 90% of their student population make this attendance mark.

**Note:** Students with an attendance rate of 90% or above receive one point, students with a rate of 87.5% to 89.99% receive 0.5 points, students with an attendance rate of 85% to 87.49% receive 0.25% points, and students with an attendance rate of less than 85% receive no points. This is an amendment to the 2021-22 attendance only.

# MAP PERFORMANCE INDEX




2022 ALL SUBJECTS  
MVR3 vs. STATE MO





# Highlights



- MVR-III outperformed the state on graduation rate
- MVR-III outperformed the state in ELA
- MVR-III outperformed the state in Math
- MVR-III outperformed the state on gifted participation
- MVR-III is fully accredited

**TOGETHER WE MAKE A  
DIFFERENCE IN DOING WHAT'S  
BEST FOR KIDS.**