

School Year:

2022-23



# School Plan for Student Achievement (SPSA) Template

Instructions and requirements for completing the SPSA template may be found in the SPSA Template Instructions.

School Name	County-District-School (CDS) Code	Schoolsite Council (SSC) Approval Date	Local Board Approval Date
Santa Rosa Middle School	49709206060289	5/19/22	

**Contact Person:** Aida Diaz

**Position:** Principal

**Phone Number:** 707-890-3865  
**Address:** 500 E St., Santa Rosa,  
CA 95404-4373  
**E-mail Address:** adiaz@srcs.k12.ca.us

## Purpose and Description

Briefly describe the purpose of this plan (Select from Schoolwide Program, Comprehensive Support and Improvement, Targeted Support and Improvement, or Additional Targeted Support and Improvement)

Schoolwide Program

Comprehensive Support and Improvement

Briefly describe the school's plan for effectively meeting the ESSA requirements in alignment with the Local Control and Accountability Plan and other federal, state, and local programs.

The school's plan reflects the comprehensive needs assessment and stakeholder consultation that was completed in 2021-22. This needs assessment and collaboration with all the stakeholders determined that we needed to address the academic and social needs of all of students. We took into consideration survey done by the ELAC parents and the voices of parents, teachers and staff.

## Stakeholder Involvement

How, when, and with whom did the school consult as part of the planning process for this SPSA/Annual Review and Update?

### Involvement Process for the SPSA and Annual Review and Update

Site Council oversees budget allocation and synthesizes input. ELAC and site council provide input every February on the 8 state priorities for school achievement. Input from Faculty occurs during March faculty meeting and throughout the year.

Student Focus Group Questions for LCAP REVIEW 2021-2022 School Year

What do we want to see for all of our students here are SRMS?

What tools do they need to be successful?

Crating a positive culture throughout school

## Resource Inequities – Required for CSI / ATSI

Briefly identify and describe any resource inequities identified as a result of the required needs assessment, as applicable.

One of the resource inequities that we discovered through our needs assessment is that we need to continue afterschool academic support.

# School and Student Performance Data

## Student Enrollment Enrollment By Student Group

Student Enrollment by Subgroup						
Student Group	Percent of Enrollment			Number of Students		
	19-20	20-21	21-22	19-20	20-21	21-22
American Indian	1.07%	0.6%	1.01%	6	3	5
African American	0.89%	1.4%	2.23%	5	7	11
Asian	2.85%	2.2%	3.24%	16	11	16
Filipino	1.25%	0.4%	0.40%	7	2	2
Hispanic/Latino	60.25%	61.4%	62.96%	338	308	311
Pacific Islander	0.71%	0.2%	%	4	1	
White	27.27%	26.5%	21.46%	153	133	106
Multiple/No Response	5.7%	7.4%	7.69%	32	37	38
<b>Total Enrollment</b>				561	502	494

## Student Enrollment Enrollment By Grade Level

Student Enrollment by Grade Level			
Grade	Number of Students		
	19-20	20-21	21-22
Grade 7	253	254	235
Grade 8	308	248	259
<b>Total Enrollment</b>	561	502	494

# School and Student Performance Data

## Student Enrollment English Learner (EL) Enrollment

English Learner (EL) Enrollment						
Student Group	Number of Students			Percent of Students		
	19-20	20-21	21-22	19-20	20-21	21-22
English Learners	72	65	68	12.8%	12.9%	
Fluent English Proficient (FEP)	203	184		36.2%	36.7%	
Reclassified Fluent English Proficient (RFEP)	17	8	93	23.9%	11.1%	

# School and Student Performance Data

## Student Population

Although both Senate Bill 98 and Assembly Bill 130 suspended the publication of state indicators on the 2020 and 2021 California School Dashboards, these bills also required the reporting of valid and reliable data that would have been included in these Dashboards.

To meet this requirement, CDE has made available the Enrollment, Graduation Rate Additional Report and the College/Career Measures Report data available. All other reports are not available for 2020 and 2021.

This section provides information about the school's student population.

2020-21 Student Population			
<b>Total Enrollment</b>	<b>Socioeconomically Disadvantaged</b>	<b>English Learners</b>	<b>Foster Youth</b>
This is the total number of students enrolled.	This is the percent of students who are eligible for free or reduced priced meals; or have parents/guardians who did not receive a high school diploma.	This is the percent of students who are learning to communicate effectively in English, typically requiring instruction in both the English Language and in their academic courses.	This is the percent of students whose well-being is the responsibility of a court.

2019-20 Enrollment for All Students/Student Group		
Student Group	Total	Percentage
<b>English Learners</b>		
<b>Foster Youth</b>		
<b>Homeless</b>		
<b>Socioeconomically Disadvantaged</b>		
<b>Students with Disabilities</b>		

Enrollment by Race/Ethnicity		
Student Group	Total	Percentage
<b>African American</b>		
<b>American Indian or Alaska Native</b>		
<b>Asian</b>		
<b>Filipino</b>		
<b>Hispanic</b>		
<b>Two or More Races</b>		
<b>Native Hawaiian or Pacific Islander</b>		
<b>White</b>		

### Conclusions based on this data:

- 1.





# School and Student Performance Data

## Overall Performance

Although both Senate Bill 98 and Assembly Bill 130 suspended the publication of state indicators on the 2020 and 2021 California School Dashboards, these bills also required the reporting of valid and reliable data that would have been included in these Dashboards.

To meet this requirement, CDE has made available the Enrollment, Graduation Rate Additional Report and the College/Career Measures Report data available. All other reports are not available for 2020 and 2021, thus the most recent data (2019 Fall) is provided here.

### 2019 Fall Dashboard Overall Performance for All Students

Academic Performance	Academic Engagement	Conditions & Climate
<b>English Language Arts</b>  Orange	<b>Graduation Rate</b>	<b>Suspension Rate</b>  Orange
<b>Mathematics</b>  Orange	<b>Chronic Absenteeism</b>  Yellow	
<b>English Learner Progress</b>		
<b>College/Career</b>		

#### Conclusions based on this data:

1. Continue to work with Restorative Specialist to lower suspension rate. Provide training to staff and info to parents on rationale and practices of Restorative Justice.
2. Continue work with staff on how to support students academically in all areas. We want to continue to offer afterschool supports.
3. Provide collaboration time for teachers to align instruction and refine lessons.

# School and Student Performance Data

## Academic Performance English Language Arts

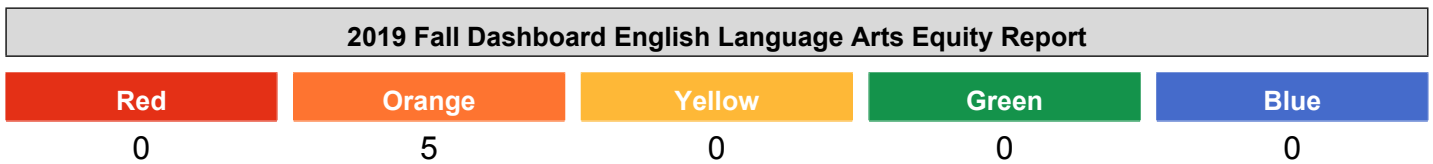
Although both Senate Bill 98 and Assembly Bill 130 suspended the publication of state indicators on the 2020 and 2021 California School Dashboards, these bills also required the reporting of valid and reliable data that would have been included in these Dashboards.

To meet this requirement, CDE has made available the Enrollment, Graduation Rate Additional Report and the College/Career Measures Report data available. All other reports are not available for 2020 and 2021, thus the most recent data (2019 Fall) is provided here.

The performance levels are color-coded and range from lowest-to-highest performance in the following order:



This section provides number of student groups in each color.











This section provides a view of Student Assessment Results and other aspects of this school's performance, specifically how well students are meeting grade-level standards on the English Language Arts assessment. This measure is based on student performance on the Smarter Balanced Summative Assessment, which is taken annually by students in grades 3–8 and grade 11.

2019 Fall Dashboard English Language Arts Performance for All Students/Student Group		
<p><b>All Students</b></p> Orange 32.9 points below standard 512	<p><b>English Learners</b></p> Orange 87.2 points below standard 182	<p><b>Foster Youth</b></p> No Performance Color Less than 11 Students - Data Not Displayed for Privacy 4
<p><b>Homeless</b></p> No Performance Color 0 Students	<p><b>Socioeconomically Disadvantaged</b></p> Orange 52.9 points below standard 320	<p><b>Students with Disabilities</b></p> Orange 126.5 points below standard 85



**2019 Fall Dashboard English Language Arts Performance by Race/Ethnicity**

African American	American Indian	Asian	Filipino
 No Performance Color Less than 11 Students - Data Not Displayed for Privacy 10	 No Performance Color Less than 11 Students - Data Not Displayed for Privacy 6	 No Performance Color 7.3 points below standard 22	 No Performance Color Less than 11 Students - Data Not Displayed for Privacy 9
Hispanic	Two or More Races	Pacific Islander	White
 Orange 60.8 points below standard 297	 No Performance Color 31.2 points above standard 25	 No Performance Color Less than 11 Students - Data Not Displayed for Privacy 1	 Orange 14.9 points above standard 139

This section provides a view of Student Assessment Results and other aspects of this school's performance, specifically how well students are meeting grade-level standards on the English Language Arts assessment. This measure is based on student performance on the Smarter Balanced Summative Assessment, which is taken annually by students in grades 3–8 and grade 11.

**2019 Fall Dashboard English Language Arts Data Comparisons for English Learners**

Current English Learner	Reclassified English Learners	English Only
136.3 points below standard 54	66.5 points below standard 128	6 points below standard 255

**Conclusions based on this data:**

1. Prepare teachers and students for A-G requirements.
2. Provide ELA support classes.

# School and Student Performance Data

## Academic Performance Mathematics

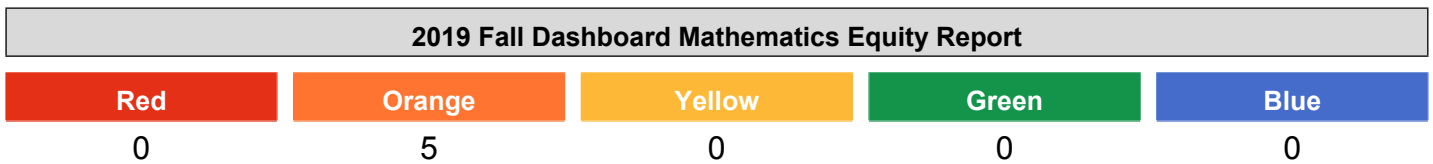
Although both Senate Bill 98 and Assembly Bill 130 suspended the publication of state indicators on the 2020 and 2021 California School Dashboards, these bills also required the reporting of valid and reliable data that would have been included in these Dashboards.

To meet this requirement, CDE has made available the Enrollment, Graduation Rate Additional Report and the College/Career Measures Report data available. All other reports are not available for 2020 and 2021, thus the most recent data (2019 Fall) is provided here.






The performance levels are color-coded and range from lowest-to-highest performance in the following order:











This section provides number of student groups in each color.



This section provides a view of Student Assessment Results and other aspects of this school's performance, specifically how well students are meeting grade-level standards on the Mathematics assessment. This measure is based on student performance on the Smarter Balanced Summative Assessment, which is taken annually by students in grades 3–8 and grade 11.

2019 Fall Dashboard Mathematics Performance for All Students/Student Group		
<p><b>All Students</b></p>  Orange 74.3 points below standard 505	<p><b>English Learners</b></p>  Orange 123.6 points below standard 178	<p><b>Foster Youth</b></p>  No Performance Color Less than 11 Students - Data Not Displayed for Privacy 4
<p><b>Homeless</b></p>	<p><b>Socioeconomically Disadvantaged</b></p>  Orange 95.3 points below standard 315	<p><b>Students with Disabilities</b></p>  Orange 165.4 points below standard 81

### 2019 Fall Dashboard Mathematics Performance by Race/Ethnicity

African American	American Indian	Asian	Filipino
 No Performance Color Less than 11 Students - Data Not Displayed for Privacy 10	 No Performance Color Less than 11 Students - Data Not Displayed for Privacy 6	 No Performance Color <span style="background-color: #e6f2ff;">22.2 points below standard</span> 21	 No Performance Color Less than 11 Students - Data Not Displayed for Privacy 9
Hispanic	Two or More Races	Pacific Islander	White
 Orange <span style="background-color: #e6f2ff;">102.2 points below standard</span> 293	 No Performance Color <span style="background-color: #e6f2ff;">32.8 points below standard</span> 25	 No Performance Color Less than 11 Students - Data Not Displayed for Privacy 1	 Orange <span style="background-color: #e6f2ff;">29.3 points below standard</span> 137

This section provides a view of Student Assessment Results and other aspects of this school's performance, specifically how well students are meeting grade-level standards on the Mathematics assessment. This measure is based on student performance on the Smarter Balanced Summative Assessment, which is taken annually by students in grades 3–8 and grade 11.

### 2019 Fall Dashboard Mathematics Data Comparisons for English Learners

Current English Learner	Reclassified English Learners	English Only
<span style="background-color: #e6f2ff;">171.1 points below standard</span> 53	<span style="background-color: #e6f2ff;">103.4 points below standard</span> 125	<span style="background-color: #e6f2ff;">52.7 points below standard</span> 253

**Conclusions based on this data:**

1. Continue to support students through engaging lessons.
2. Prepare teachers and students for the transition to A-G requirements.

# School and Student Performance Data

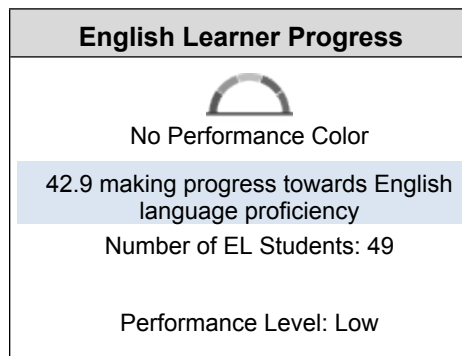
## Academic Performance English Learner Progress

Although both Senate Bill 98 and Assembly Bill 130 suspended the publication of state indicators on the 2020 and 2021 California School Dashboards, these bills also required the reporting of valid and reliable data that would have been included in these Dashboards.

To meet this requirement, CDE has made available the Enrollment, Graduation Rate Additional Report and the College/Career Measures Report data available. All other reports are not available for 2020 and 2021, thus the most recent data (2019 Fall) is provided here.

This section provides a view of the percentage of current EL students making progress towards English language proficiency or maintaining the highest level.

### 2019 Fall Dashboard English Learner Progress Indicator



This section provides a view of the percentage of current EL students who progressed at least one ELPI level, maintained ELPI level 4, maintained lower ELPI levels (i.e., levels 1, 2L, 2H, 3L, or 3H), or decreased at least one ELPI Level.

### 2019 Fall Dashboard Student English Language Acquisition Results

Decreased One ELPI Level	Maintained ELPI Level 1, 2L, 2H, 3L, or 3H	Maintained ELPI Level 4	Progressed At Least One ELPI Level
14	14	1	20

#### Conclusions based on this data:

1. Provide Designated ELD classes.
2. Monitor EL progress.
3. Teach staff Integrated ELD strategies.

# School and Student Performance Data

## Academic Performance College/Career Measures Only Report

Although both Senate Bill 98 and Assembly Bill 130 suspended the publication of state indicators on the 2020 and 2021 California School Dashboards, these bills also required the reporting of valid and reliable data that would have been included in these Dashboards.

To meet this requirement, CDE has made available the Enrollment, Graduation Rate Additional Report and the College/Career Measures Report data available. All other reports are not available for 2020 and 2021.

<b>Number and Percentage of Students in the Combined Graduation Rate and/or Dashboard Alternative School Status (DASS) Graduation Rate by Student Group</b>		
<b>Student Group</b>	<b>Cohort Totals</b>	<b>Cohort Percent</b>
<b>All Students</b>		
<b>African American</b>		
<b>American Indian or Alaska Native</b>		
<b>Asian</b>		
<b>Filipino</b>		
<b>Hispanic</b>		
<b>Native Hawaiian or Pacific Islander</b>		
<b>White</b>		
<b>Two or More Races</b>		
<b>English Learners</b>		
<b>Socioeconomically Disadvantaged</b>		
<b>Students with Disabilities</b>		
<b>Foster Youth</b>		
<b>Homeless</b>		

**Advanced Placement Exams – Number and Percentage of Four-Year Graduation Rate Cohort Students**

Student Group	Cohort Totals	Cohort Percent
<b>All Students</b>		
<b>African American</b>		
<b>American Indian or Alaska Native</b>		
<b>Asian</b>		
<b>Filipino</b>		
<b>Hispanic</b>		
<b>Native Hawaiian or Pacific Islander</b>		
<b>White</b>		
<b>Two or More Races</b>		
<b>English Learners</b>		
<b>Socioeconomically Disadvantaged</b>		
<b>Students with Disabilities</b>		
<b>Foster Youth</b>		
<b>Homeless</b>		

\* This table shows students in the four-year graduation rate cohort by student group who scored 3 or higher on at least two Advanced Placement exams.

**International Baccalaureate Exams – Number and Percentage of Four-Year Graduation Rate Cohort**

Student Group	Cohort Totals	Cohort Percent
<b>All Students</b>		
<b>African American</b>		
<b>American Indian or Alaska Native</b>		
<b>Asian</b>		
<b>Filipino</b>		
<b>Hispanic</b>		
<b>Native Hawaiian or Pacific Islander</b>		
<b>White</b>		
<b>Two or More Races</b>		
<b>English Learners</b>		
<b>Socioeconomically Disadvantaged</b>		
<b>Students with Disabilities</b>		
<b>Foster Youth</b>		
<b>Homeless</b>		

\* This table shows students in the four-year graduation rate cohort by student group who scored 4 or higher on at least two International Baccalaureate Exams.

<b>Completed at Least One Career Technical Education (CTE) Pathway – Number and Percentage of All Students</b>		
<b>Student Group</b>	<b>Cohort Totals</b>	<b>Cohort Percent</b>
<b>All Students</b>		
<b>African American</b>		
<b>American Indian or Alaska Native</b>		
<b>Asian</b>		
<b>Filipino</b>		
<b>Hispanic</b>		
<b>Native Hawaiian or Pacific Islander</b>		
<b>White</b>		
<b>Two or More Races</b>		
<b>English Learners</b>		
<b>Socioeconomically Disadvantaged</b>		
<b>Students with Disabilities</b>		
<b>Foster Youth</b>		
<b>Homeless</b>		

\* This table shows students in the combined graduation rate and/or DASS graduation rate by student group who completed at least one CTE Pathway with a grade of C- or better (or Pass) in the capstone course.

<b>Completed a-g Requirements – Number and Percentage of All Students</b>		
<b>Student Group</b>	<b>Cohort Totals</b>	<b>Cohort Percent</b>
<b>All Students</b>		
<b>African American</b>		
<b>American Indian or Alaska Native</b>		
<b>Asian</b>		
<b>Filipino</b>		
<b>Hispanic</b>		
<b>Native Hawaiian or Pacific Islander</b>		
<b>White</b>		
<b>Two or More Races</b>		
<b>English Learners</b>		
<b>Socioeconomically Disadvantaged</b>		
<b>Students with Disabilities</b>		
<b>Foster Youth</b>		
<b>Homeless</b>		

\* This table shows students in the combined graduation rate and/or DASS graduation rate by student group who met the University of California (UC) or California State University (CSU) a-g criteria with a grade of C or better (or Pass).

<b>Completed a-g Requirements AND at Least One CTE Pathway – Number and Percentage of All Students</b>		
<b>Student Group</b>	<b>Cohort Totals</b>	<b>Cohort Percent</b>
<b>All Students</b>		
<b>African American</b>		
<b>American Indian or Alaska Native</b>		
<b>Asian</b>		
<b>Filipino</b>		
<b>Hispanic</b>		
<b>Native Hawaiian or Pacific Islander</b>		
<b>White</b>		
<b>Two or More Races</b>		
<b>English Learners</b>		
<b>Socioeconomically Disadvantaged</b>		
<b>Students with Disabilities</b>		
<b>Foster Youth</b>		
<b>Homeless</b>		

\* This table shows students in the combined graduation rate and/or DASS graduation rate by student group who met the UC or CSU a-g criteria with a grade of C or better (or Pass) AND completed at least one CTE Pathway with a grade of C- or better (or Pass) in the capstone course.

<b>Completed College Credit Courses – Number and Percentage of All Student Students Completing One Semester, Two Quarters, or Two Trimesters of College Credit Courses</b>		
<b>Student Group</b>	<b>Number of Students</b>	<b>Percent of Students</b>
<b>All Students</b>		
<b>African American</b>		
<b>American Indian or Alaska Native</b>		
<b>Asian</b>		
<b>Filipino</b>		
<b>Hispanic</b>		
<b>Native Hawaiian or Pacific Islander</b>		
<b>White</b>		
<b>Two or More Races</b>		
<b>English Learners</b>		
<b>Socioeconomically Disadvantaged</b>		
<b>Students with Disabilities</b>		
<b>Foster Youth</b>		
<b>Homeless</b>		

\* This table shows students in the combined graduation rate and/or DASS graduation rate by student group who completed Academic or CTE subject college credit courses with a grade of C- or better (or Pass).



**Completed College Credit Courses – Number and Percentage of All Student  
Students Completing Two Semesters, Three Quarters, or Three Trimesters of College Credit Courses**

Student Group	Number of Students	Percent of Students
<b>All Students</b>		
<b>African American</b>		
<b>American Indian or Alaska Native</b>		
<b>Asian</b>		
<b>Filipino</b>		
<b>Hispanic</b>		
<b>Native Hawaiian or Pacific Islander</b>		
<b>White</b>		
<b>Two or More Races</b>		
<b>English Learners</b>		
<b>Socioeconomically Disadvantaged</b>		
<b>Students with Disabilities</b>		
<b>Foster Youth</b>		
<b>Homeless</b>		

\* This table shows students in the combined graduation rate and/or DASS graduation rate by student group who completed Academic or CTE subject college credit courses with a grade of C- or better (or Pass).

**Earned the State Seal of Biliteracy – Number and Percentage of All Students**

Student Group	Cohort Totals	Cohort Percent
<b>All Students</b>		
<b>African American</b>		
<b>American Indian or Alaska Native</b>		
<b>Asian</b>		
<b>Filipino</b>		
<b>Hispanic</b>		
<b>Native Hawaiian or Pacific Islander</b>		
<b>White</b>		
<b>Two or More Races</b>		
<b>English Learners</b>		
<b>Socioeconomically Disadvantaged</b>		
<b>Students with Disabilities</b>		
<b>Foster Youth</b>		
<b>Homeless</b>		

\* This table shows students in the combined graduation rate and/or DASS graduation rate by student group who earned the State Seal of Biliteracy.

**Conclusions based on this data:**

**1.**

# School and Student Performance Data

## Academic Engagement Chronic Absenteeism

Although both Senate Bill 98 and Assembly Bill 130 suspended the publication of state indicators on the 2020 and 2021 California School Dashboards, these bills also required the reporting of valid and reliable data that would have been included in these Dashboards.

To meet this requirement, CDE has made available the Enrollment, Graduation Rate Additional Report and the College/Career Measures Report data available. All other reports are not available for 2020 and 2021, thus the most recent data (2019 Fall) is provided here.







The performance levels are color-coded and range from lowest-to-highest performance in the following order:











This section provides number of student groups in each color.

2019 Fall Dashboard Chronic Absenteeism Equity Report				
Red	Orange	Yellow	Green	Blue
1	2	3	0	0

This section provides information about the percentage of students in kindergarten through grade 8 who are absent 10 percent or more of the instructional days they were enrolled.

2019 Fall Dashboard Chronic Absenteeism for All Students/Student Group		
<p><b>All Students</b></p>  Yellow 17.5 Declined -0.5 567	<p><b>English Learners</b></p>  Yellow 15.3 Declined -8.3 72	<p><b>Foster Youth</b></p>  No Performance Color Less than 11 Students - Data Not Displayed for Privacy 6
<p><b>Homeless</b></p>  No Performance Color Less than 11 Students - Data Not Displayed for Privacy 3	<p><b>Socioeconomically Disadvantaged</b></p>  Yellow 18.6 Declined Significantly -4.4 355	<p><b>Students with Disabilities</b></p>  Orange 28.3 Declined -3.2 99

**2019 Fall Dashboard Chronic Absenteeism by Race/Ethnicity**

African American	American Indian	Asian	Filipino
 No Performance Color 25 Increased +3.6 12	 No Performance Color Less than 11 Students - Data Not Displayed for Privacy 7	 No Performance Color 8.7 Declined -1.6 23	 No Performance Color Less than 11 Students - Data Not Displayed for Privacy 9
Hispanic	Two or More Races	Pacific Islander	White
 Yellow 16.6 Declined Significantly -3.7 325	 Orange 15.6 Increased +3.4 32	 No Performance Color Less than 11 Students - Data Not Displayed for Privacy 2	 Red 21 Increased Significantly +4.4 157

**Conclusions based on this data:**

- Looking at our data from this year, and how many students were either absent or tardy, we need to offer more supports and incentive for students.

# School and Student Performance Data

## Academic Engagement Graduation Rate Additional Report

Although both Senate Bill 98 and Assembly Bill 130 suspended the publication of state indicators on the 2020 and 2021 California School Dashboards, these bills also required the reporting of valid and reliable data that would have been included in these Dashboards.

To meet this requirement, CDE has made available the Enrollment, Graduation Rate Additional Report and the College/Career Measures Report data available. All other reports are not available for 2020 and 2021.

2021 Graduation Rate by Student Group				
Student Group	Number of Students in the Graduation Rate	Number of Graduates	Number of Fifth Year Graduates	Graduation Rate
All Students				
English Learners				
Foster Youth				
Homeless				
Socioeconomically Disadvantaged				
Students with Disabilities				
African American				
American Indian or Alaska Native				
Asian				
Filipino				
Hispanic				
Native Hawaiian or Pacific Islander				
White				
Two or More Races				

Conclusions based on this data:

- 1.

# School and Student Performance Data

## Conditions & Climate Suspension Rate

Although both Senate Bill 98 and Assembly Bill 130 suspended the publication of state indicators on the 2020 and 2021 California School Dashboards, these bills also required the reporting of valid and reliable data that would have been included in these Dashboards.

To meet this requirement, CDE has made available the Enrollment, Graduation Rate Additional Report and the College/Career Measures Report data available. All other reports are not available for 2020 and 2021, thus the most recent data (2019 Fall) is provided here.

The performance levels are color-coded and range from lowest-to-highest performance in the following order:

Lowest Performance



Red



Orange



Yellow



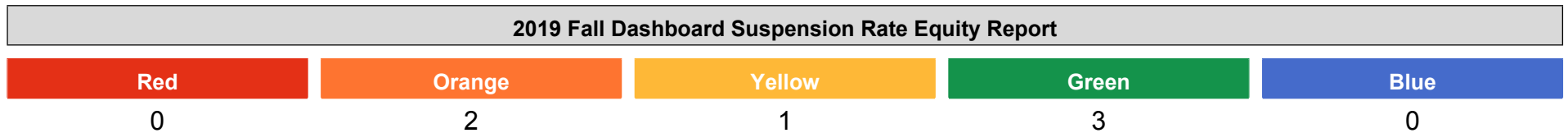
Green



Blue

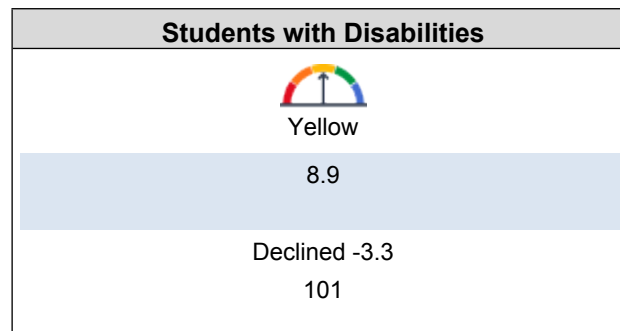
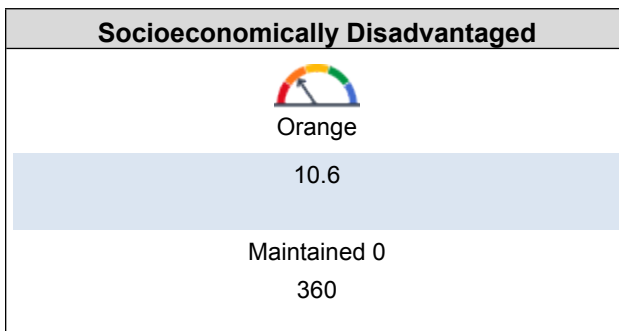

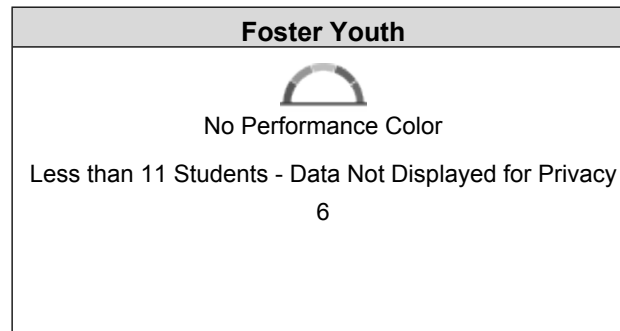
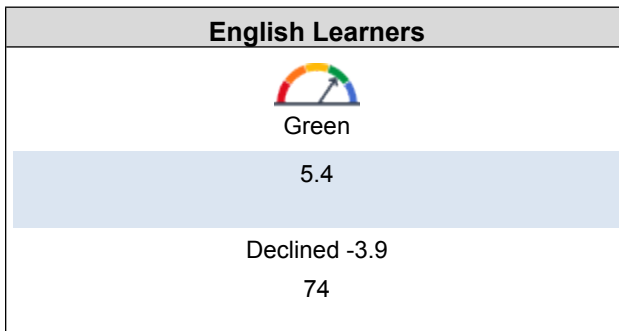
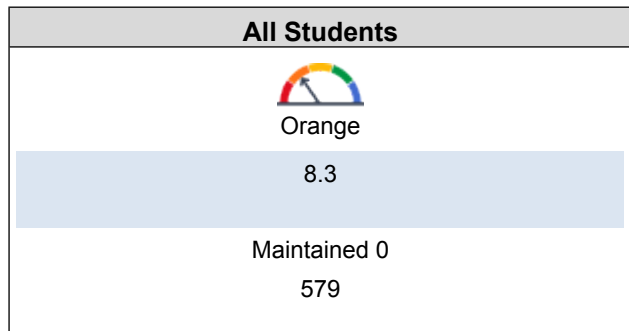
Highest Performance

This section provides number of student groups in each color.











This section provides information about the percentage of students in kindergarten through grade 12 who have been suspended at least once in a given school year. Students who are suspended multiple times are only counted once.

**2019 Fall Dashboard Suspension Rate for All Students/Student Group**



**2019 Fall Dashboard Suspension Rate by Race/Ethnicity**

African American	American Indian	Asian	Filipino
 No Performance Color 16.7 Declined -3.3 12	 No Performance Color Less than 11 Students - Data Not 7	 No Performance Color 4.3 Increased +4.3 23	 No Performance Color Less than 11 Students - Data Not 9
Hispanic	Two or More Races	Pacific Islander	White
 Green 6.9 Declined -2.2 333	 Green 6.3 Declined -1.1 32	 No Performance Color Less than 11 Students - Data Not 2	 Orange 11.2 Increased +3.8 161

This section provides a view of the percentage of students who were suspended.

**2019 Fall Dashboard Suspension Rate by Year**

2017	2018	2019
	8.3	8.3

**Conclusions based on this data:**

1. Continue work with Restorative Specialist to lower suspensions.
2. Provide parent education and support.
3. Utilize CARE Team and Best+ team to install positive behavior interventions and supports.



# Goals, Strategies, & Proposed Expenditures

Complete a copy of the following table for each of the school's goals. Duplicate the table as needed.

## LEA/LCAP Goal

SRCS educators will provide student-centered teaching and learning opportunities that lead to equitable outcomes for students' personal and academic success by:

- increasing programs and services that maximize student learning and agency
- fostering literacy, inquiry, investigation, collaboration, creativity, communication, problem-solving, critical thinking, empathy, civic participation, and cultural consciousness
- supporting Multilingual Learners and Differently Abled Learners
- providing resources and educational opportunities to families equitably

## Goal 1

In preparation for our students to return to in person learning 5 days a week, after a year of distance learning.

A. Provide a comprehensive instructional program that supports college and career readiness and enrichment.

B. Provide support to cultivate measurable student growth in literacy and mathematics.

C. Continue providing 21st century learning opportunities specifically G Suite, blended learning, maker spaces, and collaborative classroom design.

D. Opportunities to experience and appreciate visual and performing arts, STEAM other activities

## Identified Need

Student growth in literacy and mathematics

## Annual Measurable Outcomes

Metric/Indicator

D and F report

Baseline/Actual Outcome

looked at the percentage of students with D and F after the 1st semester of 20/21 school year.

Expected Outcome

A reduction in # of D and F by 10%

Complete a copy of the Strategy/Activity table for each of the school's strategies/activities. Duplicate the table, including Proposed Expenditures, as needed.

**Strategy/Activity 1**

**Students to be Served by this Strategy/Activity**

(Identify either All Students or one or more specific student groups)

All students

**Strategy/Activity**

Counseling support will be added to assist in developing opportunities for students to access curriculum and experience. They will also provide social emotional support to students. Se agregara apoyo de consejeria para ayudar a desarrollar oportunidades para que los estudiantes tengan acceso al plan de estudios y experiencia.

**Monitoring Effectiveness**

**How will this activity be monitored during the year?**

We will look at student contact and see how the students progress through out the year, looking specifically at their grades and attendance.

**Proposed Expenditures for this Strategy/Activity**

List the amount(s) and funding source(s) for the proposed expenditures. Specify the funding source(s) using one or more of the following: LCFF, Federal (if Federal identify the Title and Part, as applicable), Other State, and/or Local.

Amount(s)	Source(s)
28622.01	3010 - Title I 1xxx – FTE Certificated Salaries
14401.87	3010 - Title I 3000 – Certificated FTE Benefits
19948.67	0500 - Supplemental 1xxx – FTE Certificated Salaries
11687.98	0500 - Supplemental 3000 – Certificated FTE Benefits

## Strategy/Activity 2

### Students to be Served by this Strategy/Activity

(Identify either All Students or one or more specific student groups)

All students

### Strategy/Activity

Provide after school tutoring

### Monitoring Effectiveness

#### How will this activity be monitored during the year?

After school tutoring will be provided to students who are struggling academically. Tutoring will be provided by certificated and classified staff. Tutoria despues de escuela se proveera a los estudiantes que estan teniendo dificultad academicamente.

### Proposed Expenditures for this Strategy/Activity

List the amount(s) and funding source(s) for the proposed expenditures. Specify the funding source(s) using one or more of the following: LCFF, Federal (if Federal identify the Title and Part, as applicable), Other State, and/or Local.

#### Amount(s)

#### Source(s)

4000

0500 - Supplemental  
1112 - Teacher Extended Day

2276

0500 - Supplemental  
3000 - Certificated Hourly Benefits

2000

0500 - Supplemental  
3000 - Certificated Hourly Benefits

## Strategy/Activity 3

### Students to be Served by this Strategy/Activity

(Identify either All Students or one or more specific student groups)

All students

### Strategy/Activity

To support all students with supplemental materials

**Monitoring Effectiveness**

**How will this activity be monitored during the year?**

Decrease in student absenteeism, referrals to the office and D & F

**Proposed Expenditures for this Strategy/Activity**

List the amount(s) and funding source(s) for the proposed expenditures. Specify the funding source(s) using one or more of the following: LCFF, Federal (if Federal identify the Title and Part, as applicable), Other State, and/or Local.

Amount(s)

Source(s)

10,000

0500 - Supplemental  
4311 - Instructional Materials (Non-Consumables)

**Strategy/Activity 4**

**Students to be Served by this Strategy/Activity**

(Identify either All Students or one or more specific student groups)

All students

Strategy/Activity

Each department will be able to utilize extra funds to enhance the students academic, social and behavior experience here at school.

**Monitoring Effectiveness**

**How will this activity be monitored during the year?**

Decrease in absenteeism, referrals to the office and overall positive experience here at school

**Proposed Expenditures for this Strategy/Activity**

List the amount(s) and funding source(s) for the proposed expenditures. Specify the funding source(s) using one or more of the following: LCFF, Federal (if Federal identify the Title and Part, as applicable), Other State, and/or Local.

Amount(s)

Source(s)

2000

0500 - Supplemental  
4311 - Instructional Materials (Non-Consumables)

**Strategy/Activity 5**

**Students to be Served by this Strategy/Activity**

(Identify either All Students or one or more specific student groups)

All students

**Strategy/Activity**

Classified will be able to support events and parent meetings

**Monitoring Effectiveness**

**How will this activity be monitored during the year?**

Administrative monitoring of student participation and parents

**Proposed Expenditures for this Strategy/Activity**

List the amount(s) and funding source(s) for the proposed expenditures. Specify the funding source(s) using one or more of the following: LCFF, Federal (if Federal identify the Title and Part, as applicable), Other State, and/or Local.

Amount(s)

Source(s)

2000

0500 - Supplemental  
2213 – Classified Overtime (Family Mentor, Tech Assist etc.)

723.2

0500 - Supplemental  
3000- Classified FTE Benefits

**Strategy/Activity 6**

**Students to be Served by this Strategy/Activity**

(Identify either All Students or one or more specific student groups)

All students

**Strategy/Activity**

Staff will be able to attend conferences

**Monitoring Effectiveness**

**How will this activity be monitored during the year?**

Administrative monitoring of budget

**Proposed Expenditures for this Strategy/Activity**

List the amount(s) and funding source(s) for the proposed expenditures. Specify the funding source(s) using one or more of the following: LCFF, Federal (if Federal identify the Title and Part, as applicable), Other State, and/or Local.

Amount(s)

Source(s)

1000

0500 - Supplemental  
5215 - Staff Travel & Conferences

**Strategy/Activity 7**

**Students to be Served by this Strategy/Activity**

(Identify either All Students or one or more specific student groups)

All students

Strategy/Activity

Purchase of additional on line resources for students

**Monitoring Effectiveness**

**How will this activity be monitored during the year?**

We will monitor student grades and participation

**Proposed Expenditures for this Strategy/Activity**

List the amount(s) and funding source(s) for the proposed expenditures. Specify the funding source(s) using one or more of the following: LCFF, Federal (if Federal identify the Title and Part, as applicable), Other State, and/or Local.

Amount(s)

Source(s)

2000

0500 - Supplemental  
5817 - Online Computing Services / Software Licenses

**Strategy/Activity 8**

**Students to be Served by this Strategy/Activity**

(Identify either All Students or one or more specific student groups)

All students

Strategy/Activity

Purchase new, repair or replace technology

**Monitoring Effectiveness**

**How will this activity be monitored during the year?**

Administrator will keep a record of purchased technology

**Proposed Expenditures for this Strategy/Activity**

List the amount(s) and funding source(s) for the proposed expenditures. Specify the funding source(s) using one or more of the following: LCFF, Federal (if Federal identify the Title and Part, as applicable), Other State, and/or Local.

Amount(s)

Source(s)

2000

0500 - Supplemental  
4412 - Hardware (under \$5,000)

3010 - Title I  
4412 - Hardware (under \$5,000)

**Strategy/Activity 9**

**Students to be Served by this Strategy/Activity**

(Identify either All Students or one or more specific student groups)

All students

Strategy/Activity

Provide light refreshments and snacks for after school tutoring and parent events

**Monitoring Effectiveness**

**How will this activity be monitored during the year?**

Sign in sheets for events

**Proposed Expenditures for this Strategy/Activity**

List the amount(s) and funding source(s) for the proposed expenditures. Specify the funding source(s) using one or more of the following: LCFF, Federal (if Federal identify the Title and Part, as applicable), Other State, and/or Local.

Amount(s)

Source(s)

1000	0500 - Supplemental 4300 - Materials / Supplies / Light Refreshments for Parent Mtgs / Trainings
2013.53	3010 - Title I 4300 - Materials / Supplies / Light Refreshments for Parent Mtgs / Trainings

**Strategy/Activity 10**

**Students to be Served by this Strategy/Activity**

(Identify either All Students or one or more specific student groups)

All students

**Strategy/Activity**

Parent involvement activities

**Monitoring Effectiveness**

**How will this activity be monitored during the year?**

sign in sheets and improved relationships between parents and school

**Proposed Expenditures for this Strategy/Activity**

List the amount(s) and funding source(s) for the proposed expenditures. Specify the funding source(s) using one or more of the following: LCFF, Federal (if Federal identify the Title and Part, as applicable), Other State, and/or Local.

Amount(s)	Source(s)
	3010 - Title I 4300 – Materials/Supplies (Consumables, snacks for parent meetings)

**Strategy/Activity 11**

**Students to be Served by this Strategy/Activity**

(Identify either All Students or one or more specific student groups)

All students



Strategy/Activity

Provide for assemblies, guest speakers other guest to increase positive school culture, sharing information about positive expectations for behavior and academics for student achievement.

**Monitoring Effectiveness**

**How will this activity be monitored during the year?**

by student engagement and absenteeism

**Proposed Expenditures for this Strategy/Activity**

List the amount(s) and funding source(s) for the proposed expenditures. Specify the funding source(s) using one or more of the following: LCFF, Federal (if Federal identify the Title and Part, as applicable), Other State, and/or Local.

Amount(s)

Source(s)

1755.9

0500 - Supplemental  
5800 – Other Services (Consultants; Field Trip Admissions, etc)

1742.87

3010 - Title I  
5800 – Other Services (Consultants; Field Trip Admissions, etc)

**Strategy/Activity 12**

**Students to be Served by this Strategy/Activity**

(Identify either All Students or one or more specific student groups)

All students

Strategy/Activity

To provide the ability of students to participate in educational field trips

**Monitoring Effectiveness**

**How will this activity be monitored during the year?**

Monitored by administrator

**Proposed Expenditures for this Strategy/Activity**

List the amount(s) and funding source(s) for the proposed expenditures. Specify the funding source(s) using one or more of the following: LCFF, Federal (if Federal identify the Title and Part, as applicable), Other State, and/or Local.

Amount(s)

Source(s)

4000

0500 - Supplemental  
5832 - Field Trip Transportation

### Strategy/Activity 13

#### Students to be Served by this Strategy/Activity

(Identify either All Students or one or more specific student groups)

All students

Strategy/Activity

to be able to send students and parents information

#### Monitoring Effectiveness

How will this activity be monitored during the year?

Administrative monitored

#### Proposed Expenditures for this Strategy/Activity

List the amount(s) and funding source(s) for the proposed expenditures. Specify the funding source(s) using one or more of the following: LCFF, Federal (if Federal identify the Title and Part, as applicable), Other State, and/or Local.

Amount(s)

Source(s)

1000

0500 - Supplemental  
5901 - Postage

## Annual Review

### SPSA Year Reviewed: 2021-22

Respond to the following prompts relative to this goal. If the school is in the first year of implementing the goal, an analysis is not required and this section may be deleted.

## ANALYSIS

Describe the overall implementation of the strategies/activities and the overall effectiveness of the strategies/activities to achieve the articulated goal.

On March of 2021, the SSC evaluated the overall effectiveness of the 2020-21 Title I, Goal 1 Activities. The Title I Activity Evaluation of Programs document was used to ensure that the strategies/activities were effectively being implemented - this document is attached to the 2021-2022 SPSA under "attachments." We looked at the student contacts that the counselor had and she did a presentation to SSC.

Briefly describe any major differences between the intended implementation and/or the budgeted expenditures to implement the strategies/activities to meet the articulated goal.

Last year was extremely difficult since we were in distance learning to really reach all students. Our focus will continue to provide targeted support to all students.

Describe any changes that will be made to this goal, the annual outcomes, metrics, or strategies/activities to achieve this goal as a result of this analysis. Identify where those changes can be found in the SPSA.

We have started and will continue evaluating our school BEST plus, culture and overall supports throughout the year.

# Goals, Strategies, & Proposed Expenditures

Complete a copy of the following table for each of the school's goals. Duplicate the table as needed.

## LEA/LCAP Goal

SRCS commits to developing culturally relevant, humanizing programs and relationships that help ensure each person is safe, engaged, supported, and challenged by:

- engaging our students' families and our larger community
- developing lasting partnerships with our community (Attach Parent Engagement dollars here)
- embracing cultural, linguistic and familial wealth
- attending to health and well-being through trauma informed care
- fostering positive, inclusive school cultures
- promoting engagement and inclusion

## Goal 2

Levels of support will be available to all SRMS students in the areas of academic, behavior, and attendance. Students will be supported by a multi-tiered system of academic and socioemotional support, particularly our at risk and academically struggling students.

## Identified Need

Increase positive relationships among students, teachers, families and staff to support student achievement

## Annual Measurable Outcomes

Metric/Indicator

Baseline/Actual Outcome

Expected Outcome

Youth Truth Survey Data

Families responded 3.31 on a scale of 1 to 5 whether they strongly agree to the question:  
Teachers and students care about each other. This is below the district average.  
Families responded 3.31 on a scale of 1 to 5 whether they strongly agree to the question:  
I feel comfortable approaching teachers about my child's progress. This is below the district average.

Meet or exceed the district average

Metric/Indicator	Baseline/Actual Outcome	Expected Outcome

Complete a copy of the Strategy/Activity table for each of the school’s strategies/activities. Duplicate the table, including Proposed Expenditures, as needed.

**Strategy/Activity 1**

**Students to be Served by this Strategy/Activity**

(Identify either All Students or one or more specific student groups)

All Students

Strategy/Activity

Student recognition: students will be recognized for academic achievements, citizenship and positive attendance

**Monitoring Effectiveness**

**How will this activity be monitored during the year?**

Attendance, engagement in school activities

**Proposed Expenditures for this Strategy/Activity**

List the amount(s) and funding source(s) for the proposed expenditures. Specify the funding source(s) using one or more of the following: LCFF, Federal (if Federal identify the Title and Part, as applicable), Other State, and/or Local.

Amount(s)	Source(s)
2000	0500 - Supplemental 4300 – Materials/Supplies (Consumables, snacks for parent meetings)

**Strategy/Activity 2**

**Students to be Served by this Strategy/Activity**

(Identify either All Students or one or more specific student groups)

All Students

Strategy/Activity

Provide food for tutoring and after school events for students

**Monitoring Effectiveness**

**How will this activity be monitored during the year?**

Administrative monitoring

**Proposed Expenditures for this Strategy/Activity**

List the amount(s) and funding source(s) for the proposed expenditures. Specify the funding source(s) using one or more of the following: LCFF, Federal (if Federal identify the Title and Part, as applicable), Other State, and/or Local.

Amount(s)

Source(s)

500

0500 - Supplemental  
4300 – Materials/Supplies (Consumables, snacks for parent meetings)

**Strategy/Activity 3**

**Students to be Served by this Strategy/Activity**

(Identify either All Students or one or more specific student groups)

All students

Strategy/Activity

provide training to staff on SEL work and give time to collaborate to implement

**Monitoring Effectiveness**

**How will this activity be monitored during the year?**

Improved relationships between staff and students

**Proposed Expenditures for this Strategy/Activity**

List the amount(s) and funding source(s) for the proposed expenditures. Specify the funding source(s) using one or more of the following: LCFF, Federal (if Federal identify the Title and Part, as applicable), Other State, and/or Local.

Amount(s)

Source(s)

2000

0500 - Supplemental  
5215 - Staff Travel & Conferences

4000	0500 - Supplemental 1112 - Teacher Extended Day
911.51	0500 - Supplemental 3000 – Certificated FTE Benefits

**Strategy/Activity 4**

**Students to be Served by this Strategy/Activity**

(Identify either All Students or one or more specific student groups)

All students

**Strategy/Activity**

postage

**Monitoring Effectiveness**

**How will this activity be monitored during the year?**

to send information to students and parents

**Proposed Expenditures for this Strategy/Activity**

List the amount(s) and funding source(s) for the proposed expenditures. Specify the funding source(s) using one or more of the following: LCFF, Federal (if Federal identify the Title and Part, as applicable), Other State, and/or Local.

Amount(s)	Source(s)
110.10	0500 - Supplemental 5901 - Postage

**Annual Review**

**SPSA Year Reviewed: 2021-22**

Respond to the following prompts relative to this goal. If the school is in the first year of implementing the goal, an analysis is not required and this section may be deleted.

## ANALYSIS

Describe the overall implementation of the strategies/activities and the overall effectiveness of the strategies/activities to achieve the articulated goal.

We will analyze throughout the year the work on culture and behavior expectations for students. We came up with a plan that will be implemented through out next year.

Briefly describe any major differences between the intended implementation and/or the budgeted expenditures to implement the strategies/activities to meet the articulated goal.

The main differences were found in our counseling services due to the school being in virtual learning for most of the 2020-2021 school year. We were able to come up with a plan to support students even in distance learning.

Describe any changes that will be made to this goal, the annual outcomes, metrics, or strategies/activities to achieve this goal as a result of this analysis. Identify where those changes can be found in the SPSA.

We would increase student contact since hopefully we will be back in person learning for the fall.



# Goals, Strategies, & Proposed Expenditures

Complete a copy of the following table for each of the school's goals. Duplicate the table as needed.

## LEA/LCAP Goal

- SRCS values and supports growth-minded professionals and positive learning environments by:
- providing educators with current tools and training to support pedagogical leadership and innovation
  - providing safe and clean schools
  - providing flexible learning environments conducive to teaching and learning

## Goal 3

Support staff by providing time to collaborate and look at data to support all students

## Identified Need

Staff has identified that they need additional time to implement and work on SEL , Culture and behavior improvements for all students.

## Annual Measurable Outcomes

Metric/Indicator	Baseline/Actual Outcome	Expected Outcome
Youth Truth Survey Work done through the Behavior and Culture group	Staff survey results	Meet or exceed the district average Referrals to office

Complete a copy of the Strategy/Activity table for each of the school's strategies/activities. Duplicate the table, including Proposed Expenditures, as needed.

## Strategy/Activity 1

### Students to be Served by this Strategy/Activity

(Identify either All Students or one or more specific student groups)

All student

Strategy/Activity

Staff collaboration time to look at data and implement

### Monitoring Effectiveness

#### How will this activity be monitored during the year?

Behavior referrals and culture of the school

### Proposed Expenditures for this Strategy/Activity

List the amount(s) and funding source(s) for the proposed expenditures. Specify the funding source(s) using one or more of the following: LCFF, Federal (if Federal identify the Title and Part, as applicable), Other State, and/or Local.

Amount(s)

Source(s)

364.79

0500 - Supplemental  
1122 - Teacher Release Time

0500 - Supplemental  
3000 - Certificated Hourly Benefits

## Annual Review

### SPSA Year Reviewed: 2021-22

Respond to the following prompts relative to this goal. If the school is in the first year of implementing the goal, an analysis is not required and this section may be deleted.

### ANALYSIS

Describe the overall implementation of the strategies/activities and the overall effectiveness of the strategies/activities to achieve the articulated goal.

Goal 3 is in the first year of implementation for the 2021-22 school year. Therefore, an analysis will be implemented for the 2022-23 SPSA.

Briefly describe any major differences between the intended implementation and/or the budgeted expenditures to implement the strategies/activities to meet the articulated goal.

N/A

Describe any changes that will be made to this goal, the annual outcomes, metrics, or strategies/activities to achieve this goal as a result of this analysis. Identify where those changes can be found in the SPSA.

N/A

# Staffing

## Subject: Staffing

Description of Specific Actions (strategies) to Improve Student Achievement	Position	Funding Source	Estimated Cost (Salary and benefits)	Alignment to SPSA Goal and monitoring
Small group counseling, individual social and academic counseling	Counselor	3010 - Title I	40,000	Goal 1 and Goal 2

Description of Specific Actions (strategies) to Improve Student Achievement	Position	Funding Source	Estimated Cost (Salary and benefits)	Alignment to SPSA Goal and monitoring

# Budget Summary

Complete the table below. Schools may include additional information. Adjust the table as needed. The Budget Summary is required for schools funded through the ConApp, and/or that receive funds from the LEA for Comprehensive Support and Improvement (CSI).

## Budget Summary

Description	Amount
Total Funds Provided to the School Through the Consolidated Application	\$53,659.61
Total Federal Funds Provided to the School from the LEA for CSI	\$
Total Funds Budgeted for Strategies to Meet the Goals in the SPSA	\$124,058.43

## Other Federal, State, and Local Funds

List the additional Federal programs that the school is including in the schoolwide program. Adjust the table as needed. If the school is not operating a Title I schoolwide program this section is not applicable and may be deleted.

Federal Programs	Allocation (\$)
3010 - Title I	\$46,780.28

Subtotal of additional federal funds included for this school: \$46,780.28

List the State and local programs that the school is including in the schoolwide program. Duplicate the table as needed.

State or Local Programs	Allocation (\$)
0500 - Supplemental	\$77,278.15

Subtotal of state or local funds included for this school: \$77,278.15

Total of federal, state, and/or local funds for this school: \$124,058.43

# Budgeted Funds and Expenditures in this Plan

The tables below are provided to help the school track expenditures as they relate to funds budgeted to the school.

## Funds Budgeted to the School by Funding Source

Funding Source	Amount	Balance
0500 - Supplemental	77278.15	0.00
3010 - Title I	46780.28	0.00

## Expenditures by Funding Source

Funding Source	Amount
0500 - Supplemental	77,278.15
3010 - Title I	46,780.28

## Expenditures by Budget Reference

Budget Reference	Amount
1112 - Teacher Extended Day	8,000.00
1122 - Teacher Release Time	364.79
1xxx – FTE Certificated Salaries	48,570.68
2213 – Classified Overtime (Family Mentor, Tech Assist etc.)	2,000.00
3000 - Certificated Hourly Benefits	4,276.00
3000 – Certificated FTE Benefits	27,001.36
3000- Classified FTE Benefits	723.20

4300 - Materials / Supplies / Light Refreshments for Parent Mtgs / Trainings	3,013.53
4300 – Materials/Supplies (Consumables, snacks for parent meetings)	2,500.00
4311 - Instructional Materials (Non-Consumables)	12,000.00
4412 - Hardware (under \$5,000)	2,000.00
5215 - Staff Travel & Conferences	3,000.00
5800 – Other Services (Consultants; Field Trip Admissions, etc)	3,498.77
5817 - Online Computing Services / Software Licenses	2,000.00
5832 - Field Trip Transportation	4,000.00
5901 - Postage	1,110.10

## Expenditures by Budget Reference and Funding Source

Budget Reference	Funding Source	Amount
1112 - Teacher Extended Day	0500 - Supplemental	8,000.00
1122 - Teacher Release Time	0500 - Supplemental	364.79
1xxx – FTE Certificated Salaries	0500 - Supplemental	19,948.67
2213 – Classified Overtime (Family Mentor, Tech Assist etc.)	0500 - Supplemental	2,000.00
3000 - Certificated Hourly Benefits	0500 - Supplemental	4,276.00
3000 – Certificated FTE Benefits	0500 - Supplemental	12,599.49
3000- Classified FTE Benefits	0500 - Supplemental	723.20
4300 - Materials / Supplies / Light Refreshments for Parent Mtgs / Trainings	0500 - Supplemental	1,000.00
4300 – Materials/Supplies (Consumables, snacks for parent meetings)	0500 - Supplemental	2,500.00



4311 - Instructional Materials (Non-Consumables)	0500 - Supplemental	12,000.00
4412 - Hardware (under \$5,000)	0500 - Supplemental	2,000.00
5215 - Staff Travel & Conferences	0500 - Supplemental	3,000.00
5800 – Other Services (Consultants; Field Trip Admissions, etc)	0500 - Supplemental	1,755.90
5817 - Online Computing Services / Software Licenses	0500 - Supplemental	2,000.00
5832 - Field Trip Transportation	0500 - Supplemental	4,000.00
5901 - Postage	0500 - Supplemental	1,110.10
1xxx – FTE Certificated Salaries	3010 - Title I	28,622.01
3000 – Certificated FTE Benefits	3010 - Title I	14,401.87
4300 - Materials / Supplies / Light Refreshments for Parent Mtgs / Trainings	3010 - Title I	2,013.53
5800 – Other Services (Consultants; Field Trip Admissions, etc)	3010 - Title I	1,742.87

## Expenditures by Goal

Goal Number	Total Expenditures
Goal 1	114,172.03
Goal 2	9,521.61
Goal 3	364.79

# School Site Council Membership

California Education Code describes the required composition of the School Site Council (SSC). The SSC shall be composed of the principal and representatives of: teachers selected by teachers at the school; other school personnel selected by other school personnel at the school; parents of pupils attending the school selected by such parents; and, in secondary schools, pupils selected by pupils attending the school. The current make-up of the SSC is as follows:

- 1 School Principal
- 3 Classroom Teachers
- 1 Other School Staff
- 3 Parent or Community Members
- 2 Secondary Students

Name of Members	Role
Aida Diaz	Principal
Becky Blessing	Classroom Teacher
Debra LaPrath	Classroom Teacher
Tonya Ward Singer	Parent or Community Member
	Parent or Community Member
Ladonna Klein	Parent or Community Member
Leonna Rockwell	Classroom Teacher
Brooke MacDevitt	Other School Staff
Jonathan Stepheson	Secondary Student
Faith Ennis	Secondary Student

At elementary schools, the school site council must be constituted to ensure parity between (a) the principal, classroom teachers, and other school personnel, and (b) parents of students attending the school or other community members. Classroom teachers must comprise a majority of persons represented under section (a). At secondary schools there must be, in addition, equal numbers of parents or other community members selected by parents, and students. Members must be selected by their peer group.

# Recommendations and Assurances

The School Site Council (SSC) recommends this school plan and proposed expenditures to the district governing board for approval and assures the board of the following:

The SSC is correctly constituted and was formed in accordance with district governing board policy and state law.

The SSC reviewed its responsibilities under state law and district governing board policies, including those board policies relating to material changes in the School Plan for Student Achievement (SPSA) requiring board approval.

The SSC sought and considered all recommendations from the following groups or committees before adopting this plan:

**Signature**

**Committee or Advisory Group Name**



English Learner Advisory Committee

The SSC reviewed the content requirements for school plans of programs included in this SPSA and believes all such content requirements have been met, including those found in district governing board policies and in the local educational agency plan.

This SPSA is based on a thorough analysis of student academic performance. The actions proposed herein form a sound, comprehensive, coordinated plan to reach stated school goals to improve student academic performance.

This SPSA was adopted by the SSC at a public meeting on 5/19/22.

Attested:



Principal, Aída Diaz on 5/19/22



SSC Chairperson, LeDonna Kline on 5/19/22

# Instructions

The School Plan for Student Achievement (SPSA) is a strategic plan that maximizes the resources available to the school while minimizing duplication of effort with the ultimate goal of increasing student achievement. SPSA development should be aligned with and inform the Local Control and Accountability Plan process.

The SPSA consolidates all school-level planning efforts into one plan for programs funded through the consolidated application (ConApp), and for federal school improvement programs, including schoolwide programs, Comprehensive Support and Improvement (CSI), Targeted Support and Improvement (TSI), and Additional Targeted Support and Improvement (ATSI), pursuant to California Education Code (EC) Section 64001 and the Elementary and Secondary Education Act as amended by the Every Student Succeeds Act (ESSA). This template is designed to meet schoolwide program planning requirements. It also notes how to meet CSI, TSI, or ATSI requirements, as applicable.

California's ESSA State Plan supports the state's approach to improving student group performance through the utilization of federal resources. Schools use the SPSA to document their approach to maximizing the impact of federal investments in support of underserved students. The implementation of ESSA in California presents an opportunity for schools to innovate with their federally-funded programs and align them with the priority goals of the school and the LEA that are being realized under the state's Local Control Funding Formula (LCFF).

The LCFF provides schools and LEAs flexibility to design programs and provide services that meet the needs of students in order to achieve readiness for college, career, and lifelong learning. The SPSA planning process supports continuous cycles of action, reflection, and improvement. Consistent with EC 65001, the Schoolsite Council (SSC) is required to develop and annually review the SPSA, establish an annual budget, and make modifications to the plan that reflect changing needs and priorities, as applicable.

For questions related to specific sections of the template, please see instructions below:

## Instructions: Linked Table of Contents

**The SPSA template meets the requirements of schoolwide planning (SWP). Each section also contains a notation of how to meet CSI, TSI, or ATSI requirements.**

[Stakeholder Involvement](#)

[Goals, Strategies, & Proposed Expenditures](#)

[Planned Strategies/Activities](#)

[Annual Review and Update](#)

[Budget Summary](#)

[Appendix A: Plan Requirements for Title I Schoolwide Programs](#)

[Appendix B: Plan Requirements for Schools to Meet Federal School Improvement Planning Requirements](#)

[Appendix C: Select State and Federal Programs](#)

For additional questions or technical assistance related to LEA and school planning, please contact the Local Agency Systems Support Office, at [LCFF@cde.ca.gov](mailto:LCFF@cde.ca.gov).

For programmatic or policy questions regarding Title I schoolwide planning, please contact the local educational agency, or the CDE's Title I Policy and Program Guidance Office at [TITLEI@cde.ca.gov](mailto:TITLEI@cde.ca.gov).

For questions or technical assistance related to meeting federal school improvement planning requirements (for CSI, TSI, and ATSI), please contact the CDE's School Improvement and Support Office at [SISO@cde.ca.gov](mailto:SISO@cde.ca.gov).

## **Purpose and Description**

Schools identified for Comprehensive Support and Improvement (CSI), Targeted Support and Improvement (TSI), or Additional Targeted Support and Improvement (ATSI) must respond to the following prompts. A school that has not been identified for CSI, TSI, or ATSI may delete the Purpose and Description prompts.

### **Purpose**

Briefly describe the purpose of this plan by selecting from Schoolwide Program, Comprehensive Support and Improvement, Targeted Support and Improvement, or Additional Targeted Support and Improvement)

### **Description**

Briefly describe the school's plan for effectively meeting ESSA requirements in alignment with the Local Control and Accountability Plan and other federal, state, and local programs.

### **Stakeholder Involvement**

Meaningful involvement of parents, students, and other stakeholders is critical to the development of the SPSA and the budget process. Schools must share the SPSA with school site-level advisory groups, as applicable (e.g., English Learner Advisory committee, student advisory groups, tribes and tribal organizations present in the community, as appropriate, etc.) and seek input from these advisory groups in the development of the SPSA.

The Stakeholder Engagement process is an ongoing, annual process. Describe the process used to involve advisory committees, parents, students, school faculty and staff, and the community in the development of the SPSA and the annual review and update.

*[This section meets the requirements for TSI and ATSI.]*

*[When completing this section for CSI, the LEA shall partner with the school in the development and implementation of this plan.]*

## **Resource Inequities**

Schools eligible for CSI or ATSI must identify resource inequities, which may include a review of LEA-and school-level budgeting as a part of the required needs assessment. Identified resource inequities must be addressed through implementation of the CSI or ATSI plan. Briefly identify and describe any resource inequities identified as a result of the required needs assessment and summarize how the identified resource inequities are addressed in the SPSA.

*[This section meets the requirements for CSI and ATSI. If the school is not identified for CSI or ATSI this section is not applicable and may be deleted.]*

## **Goals, Strategies, Expenditures, & Annual Review**

In this section a school provides a description of the annual goals to be achieved by the school. This section also includes descriptions of the specific planned strategies/activities a school will take to meet the identified goals, and a description of the expenditures required to implement the specific strategies and activities.

### **Goal**

State the goal. A goal is a broad statement that describes the desired result to which all strategies/activities are directed. A goal answers the question: What is the school seeking to achieve?

It can be helpful to use a framework for writing goals such as the S.M.A.R.T. approach. A S.M.A.R.T. goal is one that is **S**pecific, **M**easurable, **A**chievable, **R**ealistic, and **T**ime-bound. A level of specificity is needed in order to measure performance relative to the goal as well as to assess whether it is reasonably achievable. Including time constraints, such as milestone dates, ensures a realistic approach that supports student success.

A school may number the goals using the “Goal #” for ease of reference.

*[When completing this section for CSI, TSI, and ATSI, improvement goals shall align to the goals, actions, and services in the LEA LCAP.]*

### **Identified Need**

Describe the basis for establishing the goal. The goal should be based upon an analysis of verifiable state data, including local and state indicator data from the California School Dashboard (Dashboard) and data from the School Accountability Report Card, including local data voluntarily collected by districts to measure pupil achievement.

*[Completing this section fully addresses all relevant federal planning requirements]*

## **Annual Measurable Outcomes**

Identify the metric(s) and/or state indicator(s) that the school will use as a means of evaluating progress toward accomplishing the goal. A school may identify metrics for specific student groups. Include in the baseline column the most recent data associated with the metric or indicator available at the time of adoption of the SPSA. The most recent data associated with a metric or indicator includes data reported in the annual update of the SPSA. In the subsequent Expected Outcome column, identify the progress the school intends to make in the coming year.

*[When completing this section for CSI the school must include school-level metrics related to the metrics that led to the school's identification.]*

*[When completing this section for TSI/ATSI the school must include metrics related to the specific student group(s) that led to the school's identification.]*

## **Strategies/Activities**

Describe the strategies and activities being provided to meet the described goal. A school may number the strategy/activity using the "Strategy/Activity #" for ease of reference.

Planned strategies/activities address the findings of the needs assessment consistent with state priorities and resource inequities, which may have been identified through a review of the local educational agency's budgeting, its local control and accountability plan, and school-level budgeting, if applicable.

*[When completing this section for CSI, TSI, and ATSI, this plan shall include evidence-based interventions and align to the goals, actions, and services in the LEA LCAP.]*

*[When completing this section for CSI and ATSI, this plan shall address through implementation, identified resource inequities, which may have been identified through a review of LEA- and school-level budgeting.]*

## **Students to be Served by this Strategy/Activity**

Indicate in this box which students will benefit from the strategies/activities by indicating "All Students" or listing one or more specific student group(s) to be served.

*[This section meets the requirements for CSI.]*

*[When completing this section for TSI and ATSI, at a minimum, the student groups to be served shall include the student groups that are consistently underperforming, for which the school received the TSI or ATSI designation. For TSI, a school may focus on all students or the student group(s) that led to identification based on the evidence-based interventions selected.]*

## **Proposed Expenditures for this Strategy/Activity**

For each strategy/activity, list the amount(s) and funding source(s) for the proposed expenditures for the school year to implement these strategies/activities. Specify the funding source(s) using one or more of the following: LCFF, Federal (if Federal, identify the Title and Part, as applicable), Other State, and/or Local.

Proposed expenditures that are included more than once in a SPSA should be indicated as a duplicated expenditure and include a reference to the goal and strategy/activity where the expenditure first appears in the SPSA. Pursuant to Education Code, Section 64001(g)(3)(C), proposed expenditures, based on the projected resource allocation from the governing board or governing body of the LEA, to address the findings of the needs assessment consistent with the state priorities including identifying resource inequities which may include a review of the LEA's budgeting, its LCAP, and school-level budgeting, if applicable.

*[This section meets the requirements for CSI, TSI, and ATSI.]*

*[NOTE: Federal funds for CSI shall not be used in schools identified for TSI or ATSI. In addition, funds for CSI shall not be used to hire additional permanent staff.]*

## **Annual Review**

In the following Analysis prompts, identify any material differences between what was planned and what actually occurred as well as significant changes in strategies/activities and/ or expenditures from the prior year. This annual review and analysis should be the basis for decision-making and updates to the plan.

## **Analysis**

Using actual outcome data, including state indicator data from the Dashboard, analyze whether the planned strategies/activities were effective in achieving the goal. Respond to the prompts as instructed. Respond to the following prompts relative to this goal. If the school is in the first year of implementing the goal the Annual Review section is not required and this section may be deleted.

- Describe the overall implementation of the strategies/activities and the overall effectiveness of the strategies/activities to achieve the articulated goal.
- Briefly describe any major differences between either/or the intended implementation or the budgeted expenditures to implement the strategies/activities to meet the articulated goal.



- Describe any changes that will be made to the goal, expected annual measurable outcomes, metrics/indicators, or strategies/activities to achieve this goal as a result of this analysis and analysis of the data provided in the Dashboard, as applicable. Identify where those changes can be found in the SPSA.

*[When completing this section for CSI, TSI, or ATSI, any changes made to the goals, annual measurable outcomes, metrics/indicators, or strategies/activities, shall meet the CSI, TSI, or ATSI planning requirements. CSI, TSI, and ATSI planning requirements are listed under each section of the Instructions. For example, as a result of the Annual Review and Update, if changes are made to a goal(s), see the Goal section for CSI, TSI, and ATSI planning requirements.]*

## **Budget Summary**

In this section a school provides a brief summary of the funding allocated to the school through the ConApp and/or other funding sources as well as the total amount of funds for proposed expenditures described in the SPSA. The Budget Summary is required for schools funded through the ConApp and that receive federal funds for CSI. If the school is not operating a Title I schoolwide program this section is not applicable and may be deleted.

*From its total allocation for CSI, the LEA may distribute funds across its schools that meet the criteria for CSI to support implementation of this plan. In addition, the LEA may retain a portion of its total allocation to support LEA-level expenditures that are directly related to serving schools eligible for CSI.*

## **Budget Summary**

A school receiving funds allocated through the ConApp should complete the Budget Summary as follows:

- **Total Funds Provided to the School Through the Consolidated Application:** This amount is the total amount of funding provided to the school through the ConApp for the school year. The school year means the fiscal year for which a SPSA is adopted or updated.
- **Total Funds Budgeted for Strategies to Meet the Goals in the SPSA:** This amount is the total of the proposed expenditures from all sources of funds associated with the strategies/activities reflected in the SPSA. To the extent strategies/activities and/or proposed expenditures are listed in the SPSA under more than one goal, the expenditures should be counted only once.

A school receiving federal funds for CSI should complete the Budget Summary as follows:

- **Total Federal Funds Provided to the School from the LEA for CSI:** This amount is the total amount of funding provided to the school from the LEA.

*[NOTE: Federal funds for CSI shall not be used in schools eligible for TSI or ATSI. In addition, funds for CSI shall not be used to hire additional permanent staff.]*

# Appendix A: Plan Requirements

## Schoolwide Program Requirements

This School Plan for Student Achievement (SPSA) template meets the requirements of a schoolwide program plan. The requirements below are for planning reference.

A school that operates a schoolwide program and receives funds allocated through the ConApp is required to develop a SPSA. The SPSA, including proposed expenditures of funds allocated to the school through the ConApp, must be reviewed annually and updated by the SSC. The content of a SPSA must be aligned with school goals for improving student achievement.

### Requirements for Development of the Plan

- I. The development of the SPSA shall include both of the following actions:
  - A. Administration of a comprehensive needs assessment that forms the basis of the school's goals contained in the SPSA.
    1. The comprehensive needs assessment of the entire school shall:
      - a. Include an analysis of verifiable state data, consistent with all state priorities as noted in Sections 52060 and 52066, and informed by all indicators described in Section 1111(c)(4)(B) of the federal Every Student Succeeds Act, including pupil performance against state-determined long-term goals. The school may include data voluntarily developed by districts to measure pupil outcomes (described in the Identified Need); and
      - b. Be based on academic achievement information about all students in the school, including all groups under §200.13(b)(7) and migratory children as defined in section 1309(2) of the ESEA, relative to the State's academic standards under §200.1 to—
        - i. Help the school understand the subjects and skills for which teaching and learning need to be improved; and
        - ii. Identify the specific academic needs of students and groups of students who are not yet achieving the State's academic standards; and
        - iii. Assess the needs of the school relative to each of the components of the schoolwide program under §200.28.
        - iv. Develop the comprehensive needs assessment with the participation of individuals who will carry out the schoolwide program plan.
        - v. Document how it conducted the needs assessment, the results it obtained, and the conclusions it drew from those results.
  - B. Identification of the process for evaluating and monitoring the implementation of the SPSA and progress towards accomplishing the goals set forth in the SPSA (described in the Expected Annual Measurable Outcomes and Annual Review and Update).

## Requirements for the Plan

II. The SPSA shall include the following:

- A. Goals set to improve pupil outcomes, including addressing the needs of student groups as identified through the needs assessment.
- B. Evidence-based strategies, actions, or services (described in Strategies and Activities)
  - 1. A description of the strategies that the school will be implementing to address school needs, including a description of how such strategies will--
    - a. provide opportunities for all children including each of the subgroups of students to meet the challenging state academic standards
    - b. use methods and instructional strategies that:
      - i. strengthen the academic program in the school,
      - ii. increase the amount and quality of learning time, and
      - iii. provide an enriched and accelerated curriculum, which may include programs, activities, and courses necessary to provide a well-rounded education.
    - c. Address the needs of all children in the school, but particularly the needs of those at risk of not meeting the challenging State academic standards, so that all students demonstrate at least proficiency on the State's academic standards through activities which may include:
      - i. strategies to improve students' skills outside the academic subject areas;
      - ii. preparation for and awareness of opportunities for postsecondary education and the workforce;
      - iii. implementation of a schoolwide tiered model to prevent and address problem behavior;
      - iv. professional development and other activities for teachers, paraprofessionals, and other school personnel to improve instruction and use of data; and
      - v. strategies for assisting preschool children in the transition from early childhood education programs to local elementary school programs.
- C. Proposed expenditures, based on the projected resource allocation from the governing board or body of the local educational agency (may include funds allocated via the ConApp, federal funds for CSI, any other state or local funds allocated to the school), to address the findings of the needs assessment consistent with the state priorities, including identifying resource inequities, which may include a review of the LEAs budgeting, it's LCAP, and school-level budgeting, if applicable (described in Proposed Expenditures and Budget Summary). Employees of the schoolwide program may be deemed funded by a single cost objective.

- D. A description of how the school will determine if school needs have been met (described in the Expected Annual Measurable Outcomes and the Annual Review and Update).
  - 1. Annually evaluate the implementation of, and results achieved by, the schoolwide program, using data from the State's annual assessments and other indicators of academic achievement;
  - 2. Determine whether the schoolwide program has been effective in increasing the achievement of students in meeting the State's academic standards, particularly for those students who had been furthest from achieving the standards; and
  - 3. Revise the plan, as necessary, based on the results of the evaluation, to ensure continuous improvement of students in the schoolwide program.
- E. A description of how the school will ensure parental involvement in the planning, review, and improvement of the schoolwide program plan (described in Stakeholder Involvement and/or Strategies/Activities).
- F. A description of the activities the school will include to ensure that students who experience difficulty attaining proficient or advanced levels of academic achievement standards will be provided with effective, timely additional support, including measures to
  - 1. Ensure that those students' difficulties are identified on a timely basis; and
  - 2. Provide sufficient information on which to base effective assistance to those students.
- G. For an elementary school, a description of how the school will assist preschool students in the successful transition from early childhood programs to the school.
- H. A description of how the school will use resources to carry out these components (described in the Proposed Expenditures for Strategies/Activities).
- I. A description of any other activities and objectives as established by the SSC (described in the Strategies/Activities).

Authority Cited: S Title 34 of the Code of Federal Regulations (34 CFR), sections 200.25-26, and 200.29, and sections-1114(b)(7)(A)(i)-(iii) and 1118(b) of the ESEA. EC sections 6400 et. seq.

# Appendix B:

## Plan Requirements for School to Meet Federal School Improvement Planning Requirements

For questions or technical assistance related to meeting Federal School Improvement Planning Requirements, please contact the CDE's School Improvement and Support Office at [SISO@cde.ca.gov](mailto:SISO@cde.ca.gov).

### Comprehensive Support and Improvement

The LEA shall partner with stakeholders (including principals and other school leaders, teachers, and parents) to locally develop and implement the CSI plan for the school to improve student outcomes, and specifically address the metrics that led to eligibility for CSI (Stakeholder Involvement).

The CSI plan shall:

1. Be informed by all state indicators, including student performance against state-determined long-term goals (Goal, Identified Need, Expected Annual Measurable Outcomes, Annual Review and Update, as applicable);
2. Include evidence-based interventions (Strategies/Activities, Annual Review and Update, as applicable) (For resources related to evidence-based interventions, see the U.S. Department of Education's "Using Evidence to Strengthen Education Investments" at <https://www2.ed.gov/policy/elsec/leg/essa/guidanceusesinvestment.pdf>);
3. Be based on a school-level needs assessment (Goal, Identified Need, Expected Annual Measurable Outcomes, Annual Review and Update, as applicable); and
4. Identify resource inequities, which may include a review of LEA- and school-level budgeting, to be addressed through implementation of the CSI plan (Goal, Identified Need, Expected Annual Measurable Outcomes, Planned Strategies/Activities; and Annual Review and Update, as applicable).

Authority Cited: Sections 1003(e)(1)(A), 1003(i), 1111(c)(4)(B), and 1111(d)(1) of the ESSA.

### Targeted Support and Improvement

In partnership with stakeholders (including principals and other school leaders, teachers, and parents) the school shall develop and implement a school-level TSI plan to improve student outcomes for each subgroup of students that was the subject of identification (Stakeholder Involvement).

The TSI plan shall:

1. Be informed by all state indicators, including student performance against state-determined long-term goals (Goal, Identified Need, Expected Annual Measurable Outcomes, Annual Review and Update, as applicable); and

2. Include evidence-based interventions (Planned Strategies/Activities, Annual Review and Update, as applicable). (For resources related to evidence-based interventions, see the U.S. Department of Education’s “Using Evidence to Strengthen Education Investments” <https://www2.ed.gov/policy/elsec/leg/essa/guidanceusesinvestment.pdf>.)

Authority Cited: Sections 1003(e)(1)(B), 1003(i), 1111(c)(4)(B) and 1111(d)(2) of the ESSA.

## **Additional Targeted Support and Improvement**

A school identified for ATSI shall:

1. Identify resource inequities, which may include a review of LEA- and school-level budgeting, which will be addressed through implementation of its TSI plan (Goal, Identified Need, Expected Annual Measurable Outcomes, Planned Strategies/Activities, and Annual Review and Update, as applicable).

Authority Cited: Sections 1003(e)(1)(B), 1003(i), 1111(c)(4)(B), and 1111(d)(2)(c) of the ESSA.

## **Single School Districts and Charter Schools Identified for School Improvement**

Single school districts (SSDs) or charter schools that are identified for CSI, TSI, or ATSI, shall develop a SPSA that addresses the applicable requirements above as a condition of receiving funds (EC Section 64001[a] as amended by Assembly Bill [AB] 716, effective January 1, 2019).

However, a SSD or a charter school may streamline the process by combining state and federal requirements into one document which may include the local control and accountability plan (LCAP) and all federal planning requirements, provided that the combined plan is able to demonstrate that the legal requirements for each of the plans is met (EC Section 52062[a] as amended by AB 716, effective January 1, 2019).

Planning requirements for single school districts and charter schools choosing to exercise this option are available in the LCAP Instructions.

Authority Cited: EC sections 52062(a) and 64001(a), both as amended by AB 716, effective January 1, 2019.

## Appendix C: Select State and Federal Programs

**For a list of active programs, please see the following links:**

Programs included on the Consolidated Application: <https://www.cde.ca.gov/fg/aa/co/>

ESSA Title I, Part A: School Improvement: <https://www.cde.ca.gov/sp/sw/t1/schoolsupport.asp>

Available Funding: <https://www.cde.ca.gov/fg/fo/af/>

Developed by the California Department of Education, January 2019