

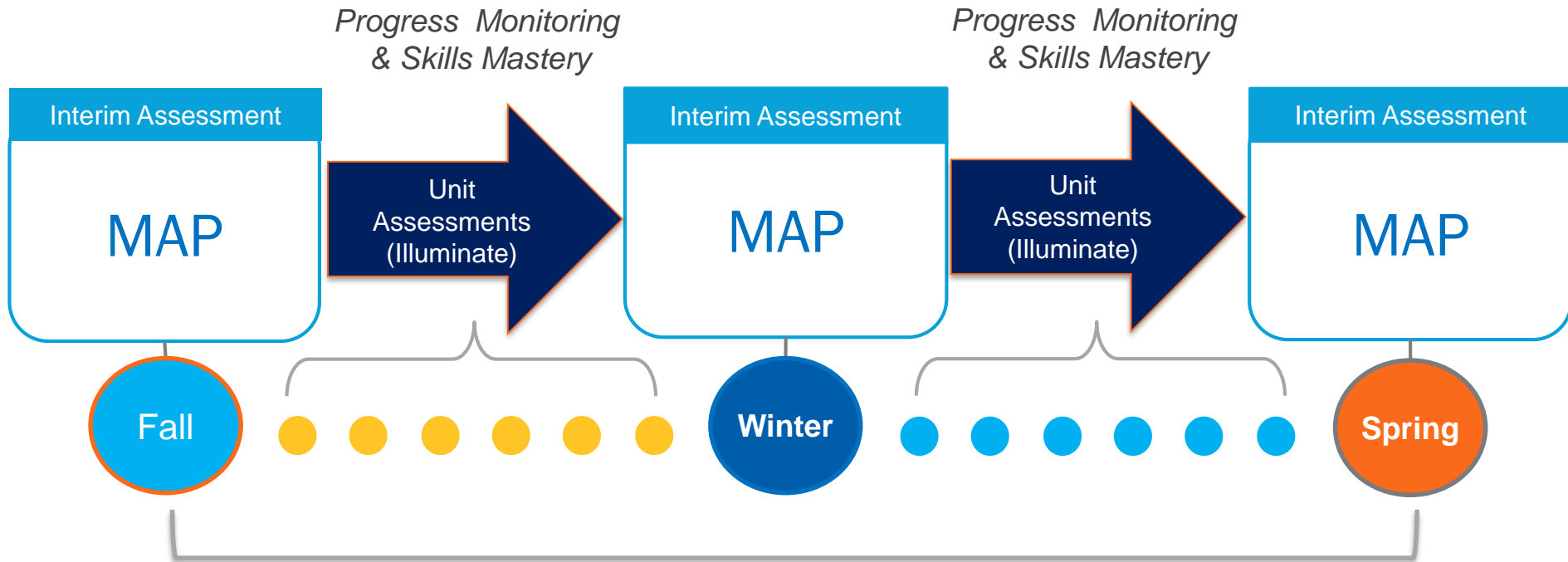
LEARNING ASSESSMENT PLATFORM VISUAL AIDS

ILLUMINATE EDUCATION PROPOSAL
SCHOOL YEAR 2017-2018



DeKalb's Formative and Interim Assessment Cycle

Measures of Academic Progress (MAP) & Illuminate Unit Assessments



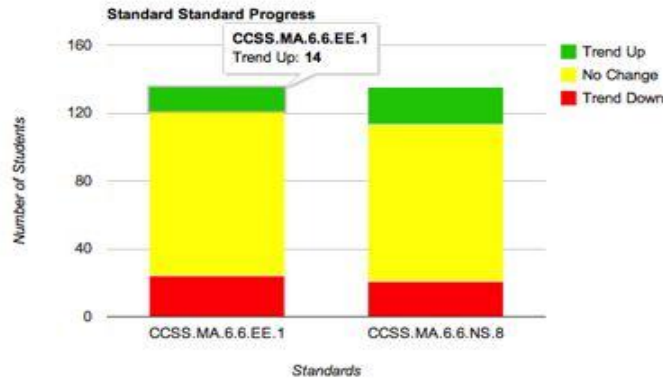
ILLUMINATE EDUCATION

SELECT SNAPSHOTS OF ITEM ANALYSIS FEATURES



STATE STANDARDS PROGRESS:

ANALYSIS OF STUDENT PROFICIENCY IN MASTERING STATE STANDARDS



Standard Progress

Displaying 1 to 50 of 142



Search

Student ID	First Name	Last Name	CCSS.MA.6.6.EE.1 (4 q's, 4 pts)			CCSS.MA.6.6.NS.8 (4 q's, 4 pts)		
			Percent Correct			Percent Correct		
			Overall	Average	Trend	Overall	Average	Trend
101779	Aaron	Shamso	0.00%	0.00%	N/A	0.00%	0.00%	N/A
101715	Aiken	Serene	0.00%	0.00%	N/A	0.00%	0.00%	N/A
97090	Albin	Kali	100.00%	100.00%	🟢	100.00%	100.00%	🟢
3557	Anthony	Davy	0.00%	0.00%	N/A	0.00%	0.00%	N/A
91458	Antolin	Mariannie	0.00%	0.00%	N/A	0.00%	0.00%	N/A
11412	Ara	Trino	0.00%	0.00%	N/A	0.00%	0.00%	N/A
91489	Aralza	Secret	50.00%	50.00%	N/A	0.00%	0.00%	N/A
121652	Aristondo	Rufus	50.00%	50.00%	🔴	25.00%	25.00%	🔴
91506	Aroz	Eleuterio	75.00%	75.00%	🟢	50.00%	50.00%	🟢
111913	Azer	Ha Kelly	100.00%	100.00%	🟢	100.00%	100.00%	🟢

STUDENT ASSESSMENT OVERVIEW: ANALYSIS OF STUDENT PERFORMANCE ON CONTENT DOMAINS

Student Assessment Overview

Assessment Title: 5th Grade Math Benchmark 1
Date Taken: 10/5/15 12:00 AM
Site: Salem Middle School
Teacher: Fedak

Student: Ababon, Johniam

Overall Score: 5 out of 24 points (20% Correct)
Proficiency Level: Standard Not Met

Question Group Performance

Area	Score	% Correct	Mastered?
Decimals [8,9,18,24]	2 out of 4	50% Level 2: Approaching	No
Multiplication [6,14,20]	0 out of 3	0% Level 1: Not Yet	No
Geometry [4,9,15,20,23]	1 out of 5	20% Level 1: Not Yet	No
Ratios [4,5]	0 out of 2	0% Level 1: Not Yet	No
Fractions [2,9,13,18,22]	2 out of 5	40% Level 2: Approaching	No
Word Problems [1,4,11,16,20]	1 out of 5	20% Level 1: Not Yet	No

Standard Performance

Standard	Description	Score	% Correct	Mastered?
CCSS.MA.5.S.NBT.5 [3,12,18,23]	Fluently multiply multi-digit whole numbers using the standard algorithm.	2 out of 4	50.00	No
CCSS.MA.5.S.NBT.7 [1,2,7,14,20]	Add, subtract, multiply, and divide decimals to hundredths, using concrete models or drawings and strategies based on place value, properties of operations, and/or the relationship between addition and subtraction; relate the strategy to a written method and explain the reasoning used.	1 out of 5	20.00	No

Generated on 04/25/2016 by Illuminate Education

Page 1 of 12

SKILLS ASSESSMENT STUDENT LIST:

ANALYSIS OF SKILL-LEVEL PROFICIENCY

Skills Assessment Student List

Assessment: Early Literacy Test 1

Teacher: L. Emmerich

Date: Control Panel (08-22-2016)

Student	Total Attempts	Last Assessed	Number Correct	Number Incorrect
Abbott, Lavern (30537)	2	7/11/16	2	1
Question Group	Correct Questions		Incorrect Questions	
Curly Letters	Q, S		P	
Straight Letters	E, X		T, V	
Three Letter Words				
Abbott, Minerva (31890)	0	7/11/16	0	3
Question Group	Correct Questions		Incorrect Questions	
Curly Letters			Q, P, S	
Straight Letters	E, X		T, V	
Three Letter Words			Dog	
Abbott, Tremayne (31270)	1	8/1/16	3	0
Question Group	Correct Questions		Incorrect Questions	
Curly Letters	Q, P, S			
Straight Letters	T, E, V, X			
Three Letter Words	Dog			

TEACHER ASSESSMENT OVERVIEW

ANALYSIS OF TEACHER STANDARD PERFORMANCE

Teacher Assessment Overview

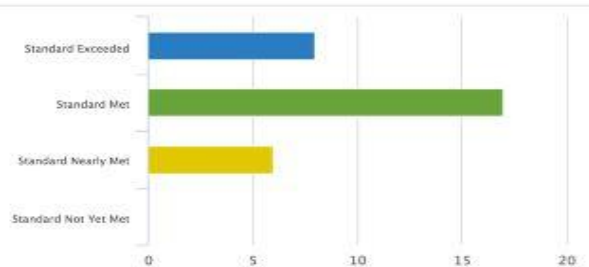
Assessment Title: Order of Operations and Algebraic Thinking
 Site: Dewey Elementary - Sales SBAC
 Teacher: Hanson, Gary

Demographic Filters:

Gender: Male & Female
 Race/Ethnicity: All Reported Races
 Special Ed: Special & Non
 Socio-Econ Sta: SED & Not SED
 Eng Prof: All

Performance Band Distribution

Performance Band (minimum % correct)	# of Students	% of Students
Standard Not Yet Met (0%)	0	0 %
Standard Nearly Met (50%)	6	19 %
Standard Met (75%)	17	55 %
Standard Exceeded (90%)	8	26 %
Total # of Students Tested	31	100 %



Teacher Assessment Overview

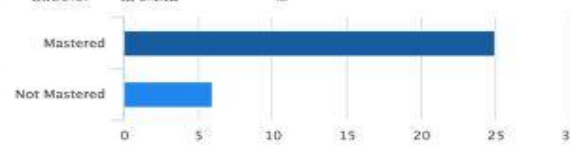
Assessment Title: Order of Operations and Algebraic Thinking
 Site: Dewey Elementary - Sales SBAC
 Teacher: Hanson, Gary

Demographic Filters:

Gender: Male & Female
 Race/Ethnicity: All Reported Races
 Special Ed: Special & Non
 Socio-Econ Sta: SED & Not SED
 Eng Prof: All

Category	# of Students	% of Students
Mastered	25	81 %
Not Mastered	6	19 %
Total	31	100 %

*Mastery performance bands are set to the district default bands unless users set their own Mastery bands for the assessment.



Question Group Performance

Area	Avg % Correct	Avg Points	Points Possible	% at Mastery	# at Mastery	% Not at Mastery	# Not at Mastery	Total Mastery Tested
Depth of Knowledge: 1 - Recall	67	2.0	3.0	29 %	9	71 %	22	31
Depth of Knowledge: 2 - Skills and Concepts	93	4.6	5.0	90 %	28	10 %	3	31
SBAC Claim: Math - 1 - Concepts and Procedures	67	2.0	3.0	29 %	9	71 %	22	31
SBAC Claim: Math - 2 - Problem Solving	93	4.6	5.0	90 %	28	10 %	3	31

PERFORMANCE BAND DISTRIBUTION

ANALYSIS OF STUDENT PERFORMANCE AND MASTERY

Site Comprehensive Report: A Teacher Comparison

Assessment: Math November Interim Assessment B

Teacher: (18021) Annie, Stefano , (88207) Godin, Art , (42030)
Hetzendorfer, Vanessa , (99114) Mark, Adato ,

Site
Imperial Elementary School

Roster Date
Control Panel (10-29-2015)

Gender(s) Reported Race Special Education Socio-Economic English Proficiencies
Male & Female All Reported Races Special & Non Special SED & Not SED All

Performance Band Distribution

	Thorough Understanding	Adequate Understanding	Partial Understanding	Minimal Understanding	Not Mastered	Mastered	Total # Tested
Annie, Stefano	27% 6	50% 11	9% 2	14% 3	23% 5	77% 17	22
Godin, Art	10% 2	60% 12	15% 3	15% 3	30% 6	70% 14	20
Hetzendorfer, Vanessa	25% 5	40% 8	20% 4	15% 3	35% 7	65% 13	20
Mark, Adato	29% 6	48% 10	14% 3	10% 2	24% 5	76% 16	21
Morefield, Sue	19% 4	48% 10	5% 1	29% 6	33% 7	67% 14	21
Sellstrom, Katie	33% 3	56% 5	0% 0	11% 1	11% 1	89% 8	9
Percent of Students	23%	50%	12%	16%	27%	73%	
Total # Tested	26	56	13	18	31	82	113